


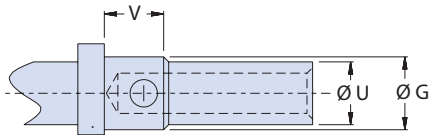
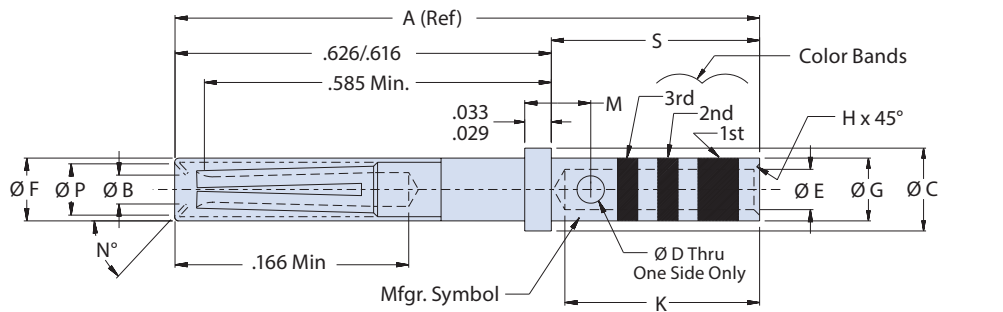
D38999
 Ser. I, III, IV

Standard Socket Crimp Contact for MIL-DTL-38999 Series I, III and IV Connectors

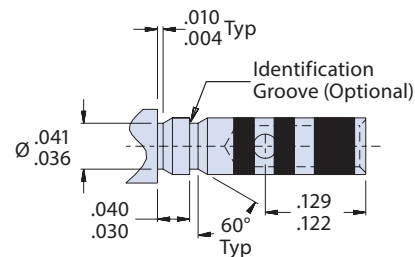
A



Mating End Size	Wire Accomodation	Military Part Number	Glenair Part Number
22	22-28 AWG	M39029/56-348	850-001-22-348
20	20-24 AWG	M39029/56-351	850-001-20-351
16	16-20 AWG	M39029/56-352	850-001-16-352
12	12-14 AWG	M39029/56-353	850-001-12-353
10	10 AWG	M39029/56-527	850-001-10-527



-10-527 Only



-22-348 Only

Material and Finish*

Pin Contact: Copper Alloy/Gold Plated
 Socket Contact: Copper Alloy/Gold Plated
 Socket Contact Hood: Passivated Stainless Steel

* See pages A-4 and A-5 for detailed material specifications

**M39029/56
850-001
Standard Duty Electrical Socket Contact**



AS39029

A

TABLE I: CONTACT DIMENSIONS

Size	Part Number	Military Number	A (ref)	Ø B Min.	Ø C	Ø D	Ø E	Ø F Max	Ø G	Ø H	K Min
22	850-001-22-348	M39029/56-348	.855	.031	.062 .060	.022 .018	.0355 .0335	.062	.048 .046	.005 .003	.141
20	850-001-20-351	M39029/56-351		.0415	.094 .091	.032 .026	.048 .046	.078	.070 .068	.010 .005	.209
16	850-001-16-352	M39029/56-352		.064	.130 .127	.042 .036	.068 .066	.113	.103 .101	.010 .005	.209
12	850-001-12-353	M39029/56-353		.0955	.182 .179	.042 .036	.102 .098	.161	.151 .148	.016 .005	.209
10	850-001-10-527	M39029/56-527	1.021	.1265	.242 .238	.052 .046	.140 .134	.215	.213 .207	.016 .005	.385 .355

TABLE I (Continued): CONTACT DIMENSIONS

Size	Part Number	Military Number	M	N°	Ø P Min	S	Ø U	V	Color Bands		
									1st	2nd	3rd
22	850-001-22-348	M39029/56-348	-	50° 44°	.047	.237 .231	-	-	Orange	Yellow	Grey
20	850-001-20-351	M39029/56-351	.078 .072	47° 40°	.053		-	-	Orange	Green	Brown
16	850-001-16-352	M39029/56-352	.088 .082	47° 40°	.084		-	-	Orange	Green	Red
12	850-001-12-353	M39029/56-353	.088 .082	47° 40°	.118		-	-	Orange	Green	Orange
10	850-001-10-527	M39029/56-527	.115 .108	Full R	.146	.405 .395	.183 .177	.121 .111	Green	Red	Violet

TABLE II: TOOL COMPATIBILITY

Size	Part Number	Military Number	AWG Handling	Crimp Tool	Positioner	Insertion Tool	Extraction Tool
22	850-001-22-348	M39029/56-348	22, 24, 26, 28	M22520/2-01 M22520/7-01	M22520/2-07 M22520/7-05	M81969/14-01 M81969/8-01	M81969/14-01 M81969/8-02
20	850-001-20-351	M39029/56-351	20, 22, 24	M22520/7-01 M22520/2-01 M22520/1-01	M22520/7-08 M22520/2-10 M22520/1-04 (Red)	M81969/8-05 M81969/14-02	M81969/8-06 M81969/14-02
16	850-001-16-352	M39029/56-352	16, 18, 20	M22520/1-01 M22520/7-01	M22520/1-04 (Blue) M22520/7-04	M81969/8-07 M81969/14-03	M81969/8-08 M81969/14-03
12	850-001-12-353	M39029/56-353	12, 14	M22520/1-01	M22520/1-04 (Yellow)	M81969/8-09 M81969/14-04	M81969/8-10 M81969/14-04
10	850-001-10-527	M39029/56-527	10	Daniels 1716P-1	Daniels 1716P-1	M81969/14-05 and M81969/8-11	M81969/14-05 and M81969/8-12