





Product Status	Production
Applications	Commercial Grade
Feature	No DirectivityNo Directivity
	MultilayerMultilayer
	ShieldMagnetic Shield
	Ferrite CoreFerrite Core
Series Type	MLF
Brand	TDK
Environmental Compliance	<div><div>RoHS</div><div>REACH</div><div>Halogen Free</div><div>Lead Free</div></div>



Size	
Length(L)	1.00mm ±0.05mm
Width(W)	0.50mm ±0.05mm
Thickness Height	0.50mm ±0.05mm
Recommended Land Pattern (A)	0.50mm Nom.
Recommended Land Pattern (B)	0.40mm Nom.
Recommended Land Pattern (C)	0.50mm Nom.

Electrical Characteristics	
Inductance	390nH ±5% at 25MHz
Rated Current (L Change) [Typ.]	
Rated Current (L Change) [Max.]	130mA
Rated Current (Temperature Rise) [Typ.]	
Rated Current (Temperature Rise) [Max.]	
DC Resistance [Typ.]	890mΩ
DC Resistance [Max.]	1.35Ω
Rated Voltage [Max.]	
Self Resonant Frequency [Min.]	210MHz
Self Resonant Frequency [Typ.]	330MHz
Q [Min.]	15 at 25MHz
Q [Typ.]	30 at 25MHz

Other	
Operating Temp. Range	-55 to 125°C
Soldering Method	Reflow
	Iron Soldering
AEC-Q200	NO
Packing	Punched (Paper)Taping [180mm Reel]

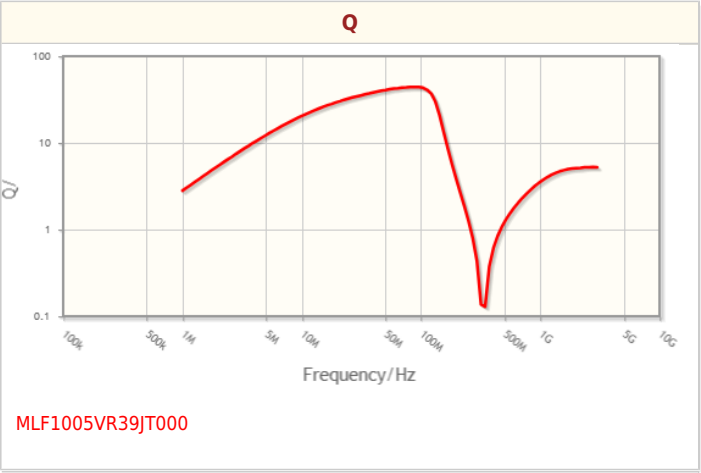
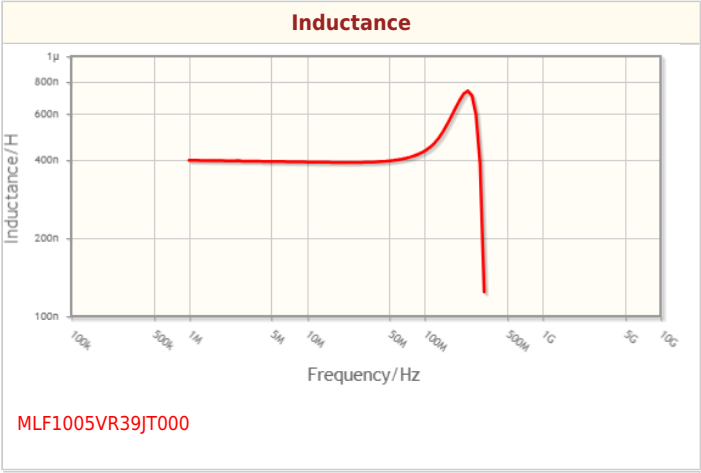
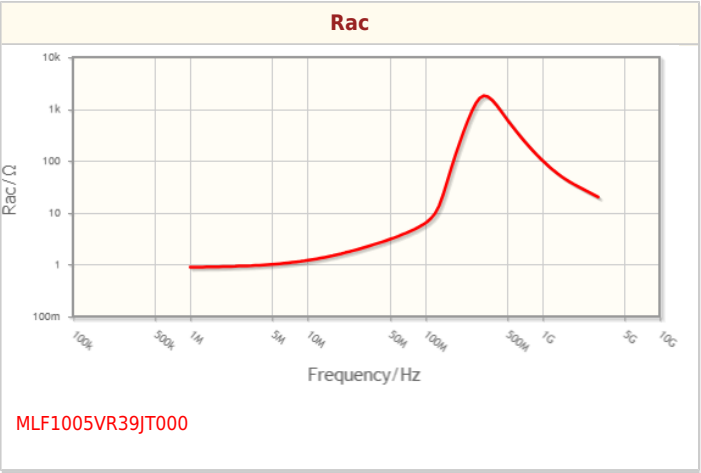
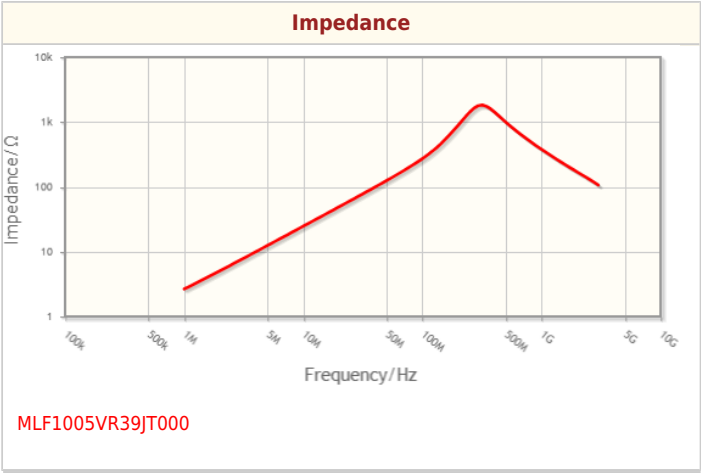
! Images are for reference only and show exemplary products.

! This PDF document was created based on the data listed on the TDK Corporation website.

! All specifications are subject to change without notice.

Package Quantity	10000pcs
Weight	0.0012g

Characteristic Graphs(This is reference data, and does not guarantee the products characteristics.)



Associated Images

