Alle Rechte vorbehalten/ *All rights reserved*

Mating face according to: MIL-C-24308 / DIN 41652 / CECC 75301-802

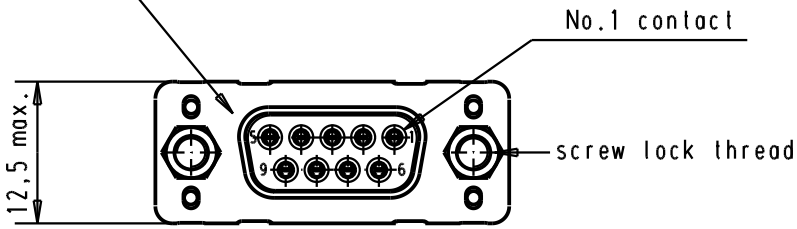

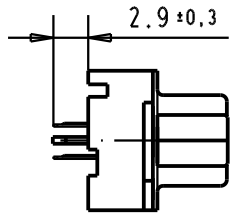

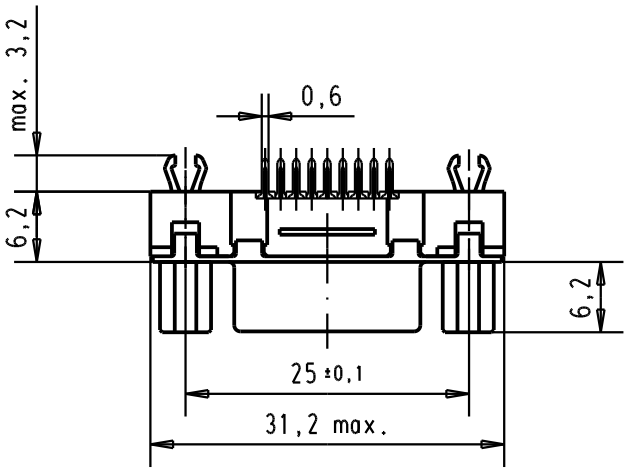

Printed board layout
component side

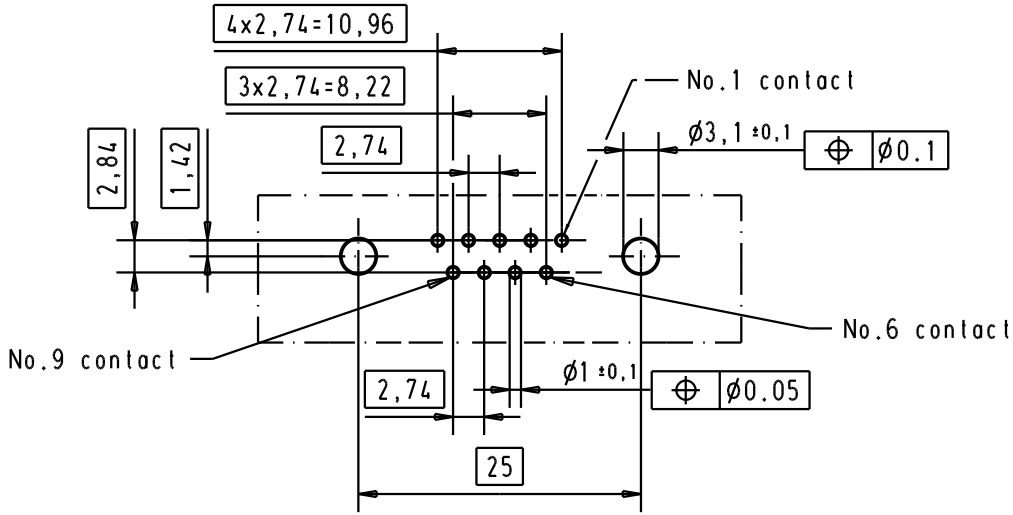

Connector retention and insertion forces on the PCB = 25 / 80 newtons

Part number	Screw lock thread	Performance level	Mod.	Dat.	Name
09 66 155 3533	M3	1			
09 66 155 6533	M3	2			
09 66 155 7533	M3	3			
09 66 155 3513	4-40 UNC	1			
09 66 155 6513	4-40 UNC	2	31892	05/05/04	JH
09 66 155 7513	4-40 UNC	3	31084	04/SEP/02	YT

	Dat.	Name
Detail.	04/SEP/02	YT
Insp.		
Stand.		

All Dim. in mm
Orig. Size DIN A 4

D-sub, High temperature, 9 poles, female, straight, with solder pins 2.9, screw lock and grounding board lock.

Maßstab/ *Scale* 1,5:1

HARTING EURL
F-95972 Paris

TB 09 66 155 x5x3

Sub.

Blatt/ *Page* 1

Downloaded from Arrow.com.