

Type 0ACH

Fast Acting High Current Brick Fuse

HF 0ACH Series

RoHS Compliant

Features

- Fast acting high current brick fuse
- Surface mount design to save space, 4.5x4.5x12.3mm physical size
- Ceramic square body with end cap design
- Wide operating temperature range, -40°C to 125°C
- Tape & Reel for auto-insert SMD process
- MSL=1
- Designed to UL248-1, 248-14
- RoHS compliant with exemption 7(a)
- Full compliance with EU Directive 2011/65/EU and amending directive 2015/863
- AEC-Q Compliant
- Meets Bel automotive qualification*
- * - Largely based on internal AEC-Q test plan



UK
CA c **UL** us CE



AEC-Q Compliant

Applications

- High-Power Battery Systems
- Routers
- Blade Servers
- Surface mount design to save space

HALOGEN FREE = **HF**


Physical Specifications

Materials	Body : Ceramic
	Cap : Silver plated copper
Marking	On Fuse :
	"Current Rating"
	On Label :
	"bel", "0ACH", "Current Rating", "Voltage Rating", "Interrupting Rating", "Appropriate Safety Logos" and "  ", "  " (China RoHS compliant).

Electrical Characteristics

% of Ampere Rating (A)	Operating Time	
	Min	Max
100%	4hours	-
350%	-	10sec

Safety Agency Approvals

Safety Agency	Ampere Rating / Voltage Rating	Ampere Range / Volt @ I.R. ability**
	60A/80V DC* 60-100A/72V DC /63V DC /32V DC /125V AC	60A/80V @ 1000A DC 60-100A/72V @ 1000A DC /63V @ 1000A DC /32V @ 1000A DC /125V @ 500A AC

*Internal qualification for 60A @ 80Vdc

**AC Interrupting Rating (Measured at designated voltage, 100% power factor random closing)

DC Interrupting Rating (Measured at designated voltage, time constant of less than 50 microseconds, battery source)

Specifications subject to change without notice



belfuse.com/circuit-protection

Please read our datasheet & drawing disclaimer [here](#).

Electrical Specifications

Part Number	Ampere Rating	Voltage and Interrupting Ratings	Typical Cold. Resistance (mohms)	Typical Voltage Drop (mV)	Typical Pre-Arcing I ² t (A ² Sec)*
0ACH-9600-XX	60A	See Table of Ratings on Page 1 for Voltage and associated Interrupting Ratings	0.60	75	900
0ACH-9800-XX	80A		0.44	65	1700
0ACH-K100-XX	100A		0.29	55	5000

Consult manufacturer for other ratings

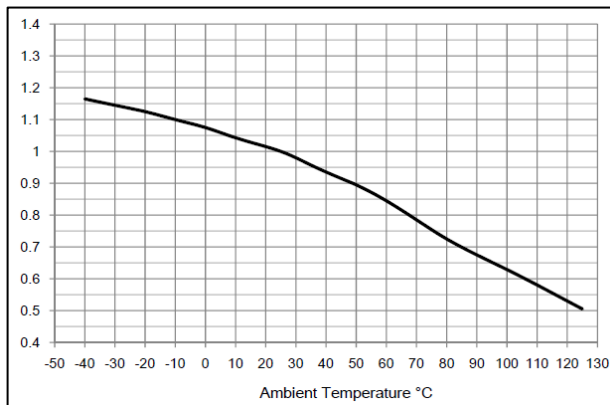
* Typical Pre-arcing I²t are measured at 10In Current, DC battery bank, but not exceeding the interrupting rating, time constant of calibrated circuit less than 50 microseconds)

Temperature Re-Rating Curve

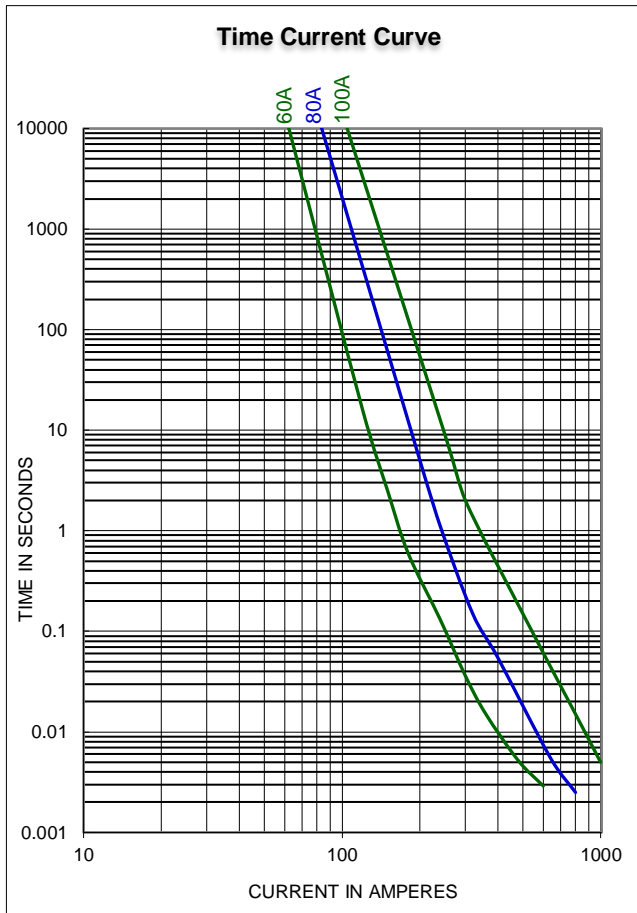
Normal Operating Temperature: 25°C ± 2°C

Operating Temperature: -40°C to 125°C with proper correction factor applied.

Chart of correction factor



Average Time Current Curve



Soldering Characteristics

Reflow Soldering

- Temperature: 260° C
- Time: 30 Seconds Maximum



Specifications subject to change without notice

Bel Fuse Inc.
206 Van Vorst Street
Jersey City, NJ 07302 USA

+1 201.432.0463
Bel.US.CS@belf.com
belfuse.com/circuit-protection

Type 0ACH

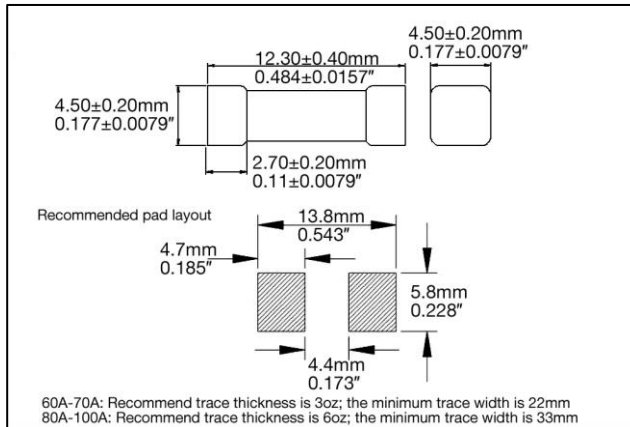
Fuse FGNO Explanation

0ACH - [XXXX] -XX

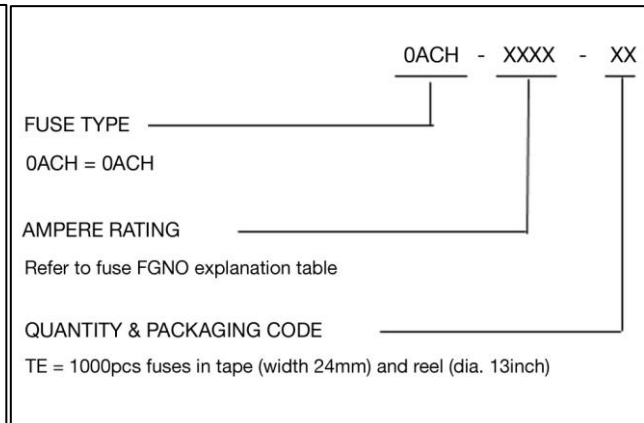
0ACH=0ACH; [XXXX]=Ampere Rating; XX=See Ordering Information as below

Decimal	Amps	Bel FGNO[XXXX]
60	60	9600
80	80	9800
100	100	K100

Mechanical Dimensions



Ordering Information



Packaging

Packaging Option	Quantity	Packaging Code
Tape (width 24mm) and reel (dia. 13inch)	1000	TE



Specifications subject to change without notice

Bel Fuse Inc.
 206 Van Vorst Street
 Jersey City, NJ 07302 USA

+1 201.432.0463
 Bel.US.CS@belf.com
belfuse.com/circuit-protection