


Card Edge Connectors 0.200" (5.08mm) Pitch

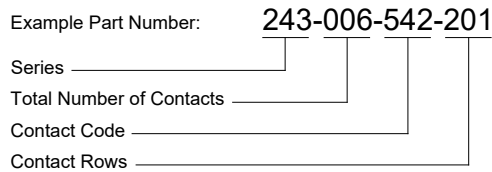
Features:

- 0.200" (5.08mm) Contact Spacing x 0.200" (5.08mm) row spacing
- Accepts 0.062" (1.57mm) nominal thickness P.C. board
- High profile insulator body, 0.656" (16.66mm)
- Insulator bushings press into metal backplane
- Modular design permits any connector length assembly
- Contact termination 0.045" (1.14mm) square wire wrap
- Accepts between contact and in-contact polarizing keys
- RoHS Compliant



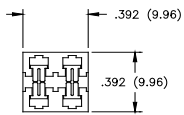
Specifications:

Insulator Material	UL 94V-0 Thermoplastic Polyester, White Color
Contact Material	Copper Alloy
Contact Plating	Gold Plating Over Nickel for Entire Contact
Current Rating	5 amps
Contact Resistance	10 milliohms maximum
Dielectric Withstanding Voltage	1800 V AC rms at sea level between adjacent contacts
Insulation Resistance	5000 megaohms minimum
Operating Temperature	-40°C to +105°C
Insertion Force	16 oz (4.45 N) maximum per contact pair when tested with .070" (1.78mm) thick gauge
Withdrawal Force	1 oz (0.28 N) minimum per contact pair when tested with .054" (1.37mm) thick gauge

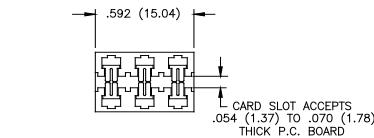


Total Number of Contacts:	002 or 003	Contact Rows:	Single Row
	004 or 006		Dual Row
Contact Code:	542	Tail Description:	Wire Hole
Contact Rows:	101	Tail Size:	.045 (1.14) Square
	201	Tail Length "G":	.650 (16.51)
		Description:	Single Row
			Dual Row

TWO OR FOUR CONTACT ASSEMBLY

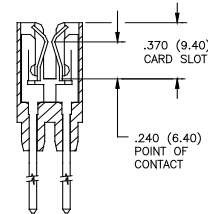


THREE OR SIX CONTACT ASSEMBLY

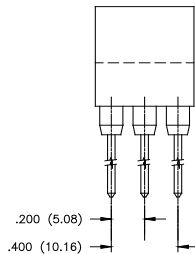
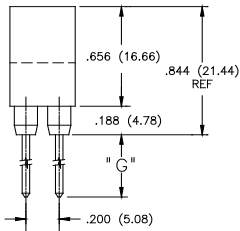
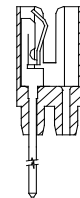


FOR IN-CONTACT POLARIZING USE KEY P/N 321-240-328
FOR BETWEEN CONTACT POLARIZING USE KEY P/N 243-240-318

DUAL ROW



SINGLE ROW



PANEL HOLE PATTERN
4 PIN / 6 PIN
MODULE

