


D-SUB bus connector - SUBCON-PLUS-CAN/AX - 2306566

Please be informed that the data shown in this PDF Document is generated from our Online Catalog. Please find the complete data in the user's documentation. Our General Terms of Use for Downloads are valid (<http://phoenixcontact.com/download>)



D-SUB connector, 9-pos. female connector, axial version with two cable entries, bus system: CAN, CANopen, SafetyBUS p; pin assignment: 2, 3, 7; screw connection terminal blocks

Product Description


The SUBCON-PLUS-CAN/... D-SUB series is specifically designed for use in CAN systems. Under field conditions, it enables the quick and easy connection of the incoming and outgoing bus line. The terminating resistor is already integrated in all versions. It can be connected externally by means of a slide switch. At the same time, the outgoing bus segment is switched off. This makes it easy to start up segment by segment while incorrect terminations are avoided.

Your advantages

- ✓ Separate terminal blocks for bus cables
- ✓ Segment-by-segment startup
- ✓ High transmission speed
- ✓ Assembly under field conditions
- ✓ Flexibility in terms of cable entry selection
- ✓ High level of EMC
- ✓ Suitable for bus cables according to CiA Draft Recommendation 303-1 with an outside diameter of 8 mm
- ✓ Termination resistor can be connected



Key Commercial Data

Packing unit	1 pc
GTIN	 4 017918 962906
GTIN	4017918962906
Weight per Piece (excluding packing)	40.000 g
Custom tariff number	85366990
Country of origin	Germany

D-SUB bus connector - SUBCON-PLUS-CAN/AX - 2306566

Technical data

Note

Utilization restriction	Use in potentially explosive areas is not permitted in China.
-------------------------	---

Dimensions

Max. cable diameter	8.4 mm
Min. cable diameter	7.6 mm
Width	17 mm
Height	31.5 mm
Length	58.2 mm

Ambient conditions

Ambient temperature (operation)	-20 °C ... 75 °C
Ambient temperature (storage/transport)	-25 °C ... 80 °C
Permissible humidity (operation)	10 % ... 95 % (non-condensing)
Permissible humidity (storage/transport)	5 % ... 95 % (non-condensing)
Altitude	≤ 5000 m (For restrictions, see the manufacturer's declaration for altitude operation)
Degree of protection	IP30

General

Nominal voltage U_N	5 V
Nominal current I_N	100 mA
Bus system	CAN, CANopen, SafetyBus-P
Signal	CAN
	CANopen®
	SafetyBUS p
Insertion/withdrawal cycles	> 200
SUBCON fixing screws	4-40 UNC
Tightening torque	0.4 Nm
Torque	0.4 Nm
Housing material	ABS, metal-plated
Pin assignment	2, 3, 7
MTTF	6706 Years (SN 29500 standard, temperature 25°C, operating cycle 21%)
	1817 Years (SN 29500 standard, temperature 40°C, operating cycle 34.25%)
	155 Years (SN 29500 standard, temperature 40°C, operating cycle 100%)

Connection data

Connection	D-SUB connection
Number of positions	9

D-SUB bus connector - SUBCON-PLUS-CAN/AX - 2306566

Technical data

Connection data

Connection method	D-SUB socket
Termination resistor	120 Ω (Can be connected externally)
Torque	0.4 Nm
Connection	PCB connection
Connection method	Screw connection
Conductor cross section flexible min.	0.14 mm ²
Conductor cross section flexible max.	0.5 mm ²
Conductor cross section solid min.	0.14 mm ²
Conductor cross section solid max.	0.5 mm ²
Min. AWG conductor cross section, flexible	26
Max. AWG conductor cross section, flexible	20
Conductor cross section AWG min.	26
Conductor cross section AWG max.	20
Stripping length	5 mm

Conformance/approvals

Designation	EAC
Identification	EAC
Designation	ATEX
Identification	# II 3 G Ex nA IIC T4 Gc X
Additional text	Please follow the special installation instructions in the documentation!
Designation	Corrosive gas test
Identification	ISA-S71.04-1985 G3 Harsh Group A

Standards and Regulations

Free from substances that could impair the application of coating	according to P-VW 3.10.7 57 65 0 VW-AUDI-Seat central standard
---	--

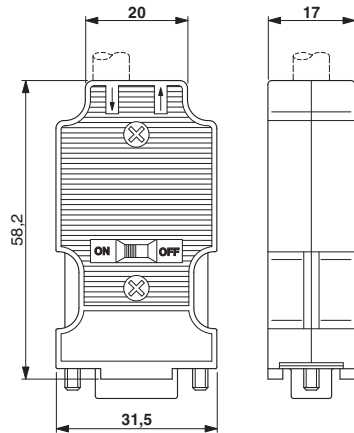
Environmental Product Compliance

REACH SVHC	Lead 7439-92-1
China RoHS	Environmentally Friendly Use Period = 50 years
	For details about hazardous substances go to tab "Downloads", Category "Manufacturer's declaration"

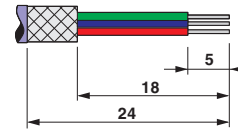
Drawings

D-SUB bus connector - SUBCON-PLUS-CAN/AX - 2306566

Dimensional drawing

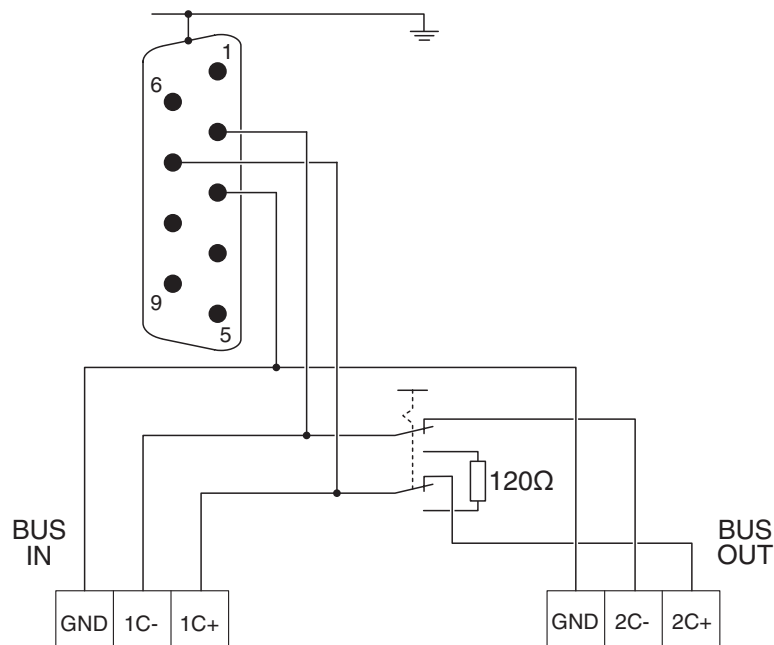


Schematic diagram



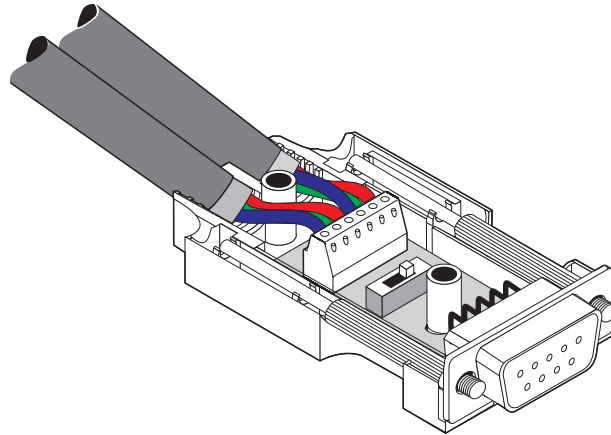
Stripping specifications

Circuit diagram



D-SUB bus connector - SUBCON-PLUS-CAN/AX - 2306566

Schematic diagram



Connection of the cables

Classifications

eCl@ss

eCl@ss 10.0.1	27440302
eCl@ss 11.0	27440302
eCl@ss 4.0	27140800
eCl@ss 4.1	27140800
eCl@ss 5.0	27143400
eCl@ss 5.1	27143400
eCl@ss 6.0	27143400
eCl@ss 7.0	27440302
eCl@ss 9.0	27440302

ETIM

ETIM 2.0	EC001132
ETIM 3.0	EC001132
ETIM 4.0	EC001132
ETIM 6.0	EC001132
ETIM 7.0	EC001132

UNSPSC

UNSPSC 6.01	30211802
UNSPSC 7.0901	39121402
UNSPSC 11	39121402
UNSPSC 12.01	39121402

D-SUB bus connector - SUBCON-PLUS-CAN/AX - 2306566

Classifications

UNSPSC

UNSPSC 13.2	39121522
UNSPSC 18.0	39121522
UNSPSC 19.0	39121522
UNSPSC 20.0	39121522
UNSPSC 21.0	39121522

Approvals

Approvals

Approvals


UL Recognized / cUL Recognized / EAC / cULus Recognized

Ex Approvals

Approval details

UL Recognized		http://database.ul.com/cgi-bin/XYV/template/LISEXT/1FRAME/index.htm	FILE E 238705
---------------	---	---	---------------

cUL Recognized		http://database.ul.com/cgi-bin/XYV/template/LISEXT/1FRAME/index.htm	FILE E 238705
----------------	---	---	---------------

EAC		EAC-Zulassung
-----	---	---------------

cULus Recognized	
------------------	---

Accessories

Accessories

Screwdriver tools

D-SUB bus connector - SUBCON-PLUS-CAN/AX - 2306566

Accessories

Screwdriver - SZK PH1 VDE - 1205150



Screwdriver, PH crosshead, VDE insulated, size: PH 1 x 80 mm, 2-component grip, with non-slip grip

Screwdriver - SZF 0-0,4X2,5 - 1204504



Actuation tool, for ST terminal blocks, also suitable for use as a bladed screwdriver, size: 0.4 x 2.5 x 75 mm, 2-component grip, with non-slip grip

Stripping tool

Stripping pliers - QUICK WIREFOX 6 - 1204384



Stripping tool for cables with PVC insulation, stripping range: 0.08 to 6 mm², wire cutting up to 6 mm² flexible or 4 mm² rigid