




Product Status	EOL Announced
	Recommended Alternate Part No. : VLS5045EX-680M (Interchangeability is not guaranteed.)
	Discontinue Issue Date : May.14, 2024
	Last Purchase Order Date : Mar.31, 2026
	Last Shipment Date : Dec.31, 2026
Applications	Commercial Grade
Feature	Wire WoundWire Wound
	ShieldMagnetic Shield
	Ferrite CoreFerrite Core
Series Type	SLF
Brand	TDK
Environmental Compliance	<div><div>RoHS</div><div>REACH</div><div>Lead Free</div></div>



Size	
Length(L)	6.00mm ±0.20mm
Width(W)	6.00mm ±0.20mm
Thickness Height	2.50mm ±0.20mm
Recommended Land Pattern (A)	1.50mm Nom.
Recommended Land Pattern (B)	4.00mm Nom.
Recommended Land Pattern (C)	2.20mm Nom.

Electrical Characteristics	
Inductance	68μH ±20% at 100kHz
Rated Current (L Change) [Typ.]	
Rated Current (L Change) [Max.]	420mA (30% Down)
Rated Current (Temperature Rise) [Typ.]	540mA (25°C Rise)
Rated Current (Temperature Rise) [Max.]	
DC Resistance [Typ.]	370mΩ
DC Resistance [Max.]	444mΩ
Rated Voltage [Max.]	
Self Resonant Frequency [Min.]	
Self Resonant Frequency [Typ.]	
Q [Min.]	
Q [Typ.]	

Other	
Operating Temp. Range	-40 to 105°C (Including Self-Temp. Rise)

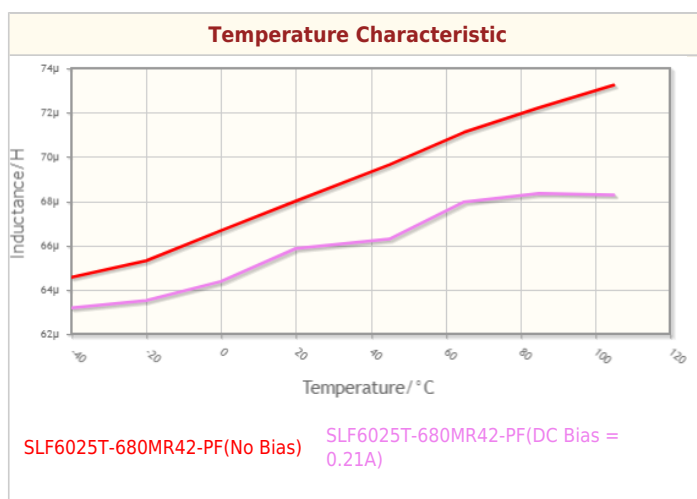
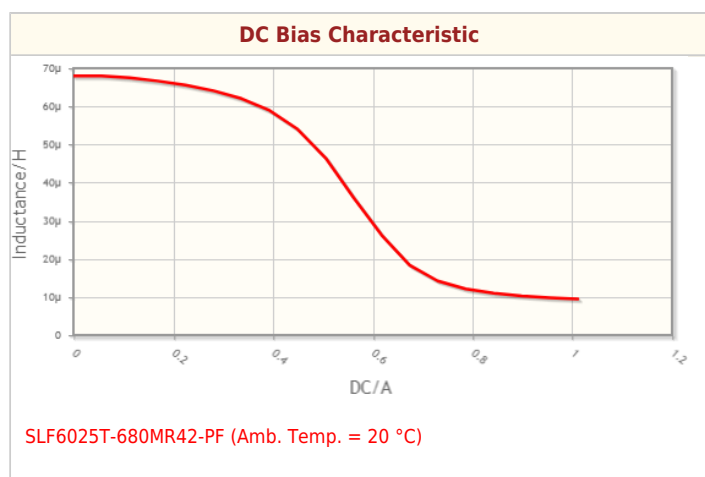
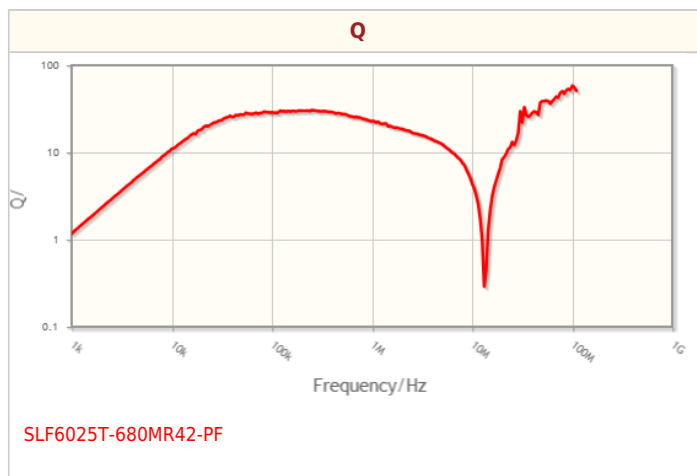
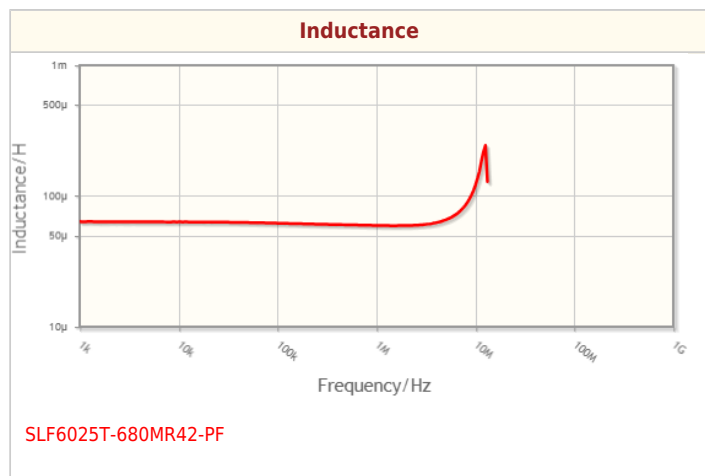
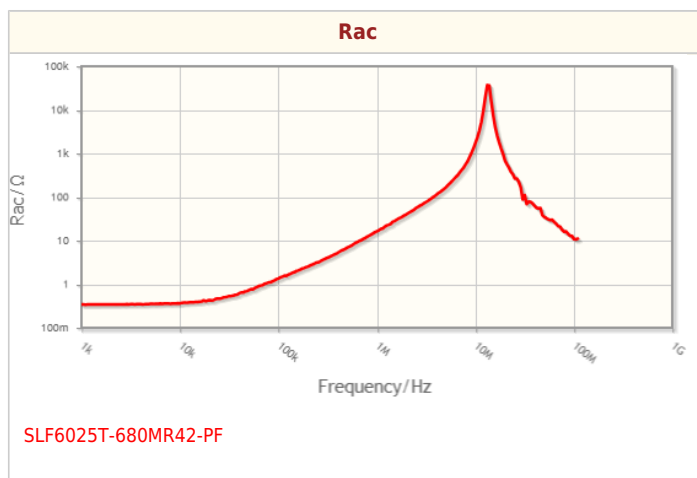
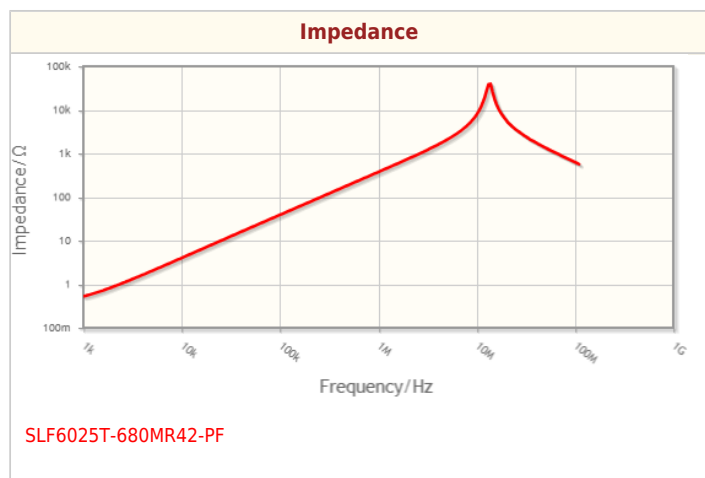
! Images are for reference only and show exemplary products.
! This PDF document was created based on the data listed on the TDK Corporation website.
! All specifications are subject to change without notice.

SLF6025T-680MR42-PF

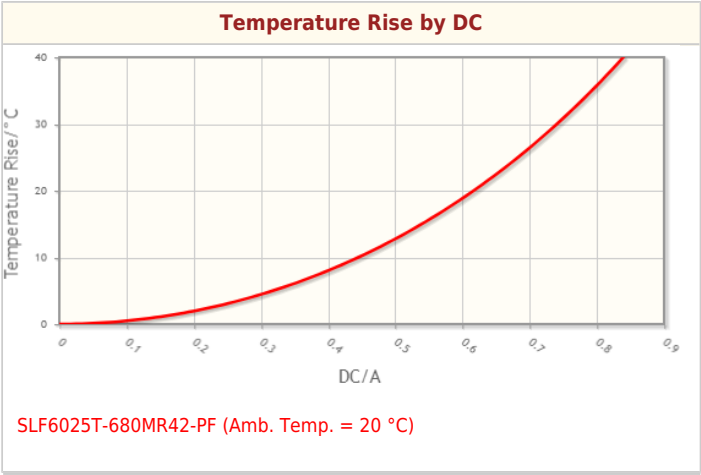
Soldering Method	Reflow Iron Soldering
AEC-Q200	NO
Packing	Embossed (Plastic)Taping [330mm Reel]
Package Quantity	1000pcs
Weight	0.3g

SLF6025T-680MR42-PF

Characteristic Graphs(This is reference data, and does not guarantee the products characteristics.)



Characteristic Graphs(This is reference data, and does not guarantee the products characteristics.)



Associated Images

