




HIGH-DENSITY OPEN-PIN-FIELD ARRAYS

(1.27 mm) .050" PITCH




FEATURES & BENEFITS

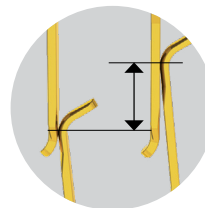
- Maximum grounding & routing flexibility
- Up to 560 Edge Rate® contacts optimized for signal integrity performance.
- 7 mm to 40 mm stack heights
- Variety of designs and options: Right-Angle, Guide Posts, 85 Ω Elevated Risers, 85 Ω Tuned, Press-Fit and Press-Fit Right-Angle, Guide Post Field Termination Kits
- Cable mates (SEAC Series) and Jack Screw Standoffs (JSO Series) also available
- Standards: VITA™ 47, VITA™ 57.1 FMC™, VITA™ 57.4 FMC™+, VITA™ 74 VNX™, PISMO™ 2
- Supports high-speed protocols such as Ethernet, PCI Express®, Fibre Channel & InfiniBand™
- Severe Environment Testing qualified (SEAM/SEAF); aligns with MIL-DTL-55302. Visit samtec.com/set

VITA/VNX/VNX+/FMC/FMC+/XMC/XMC+ are all respective trademarks of VITA PCI-SIG®.

The PCI Express® design marks are registered trademarks and/or service marks of PCI-SIG.



Solder Charges



(1.12 mm) .044"
Nominal Wipe

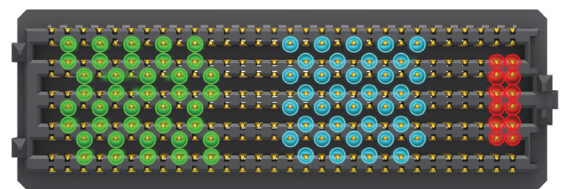
**EDGE
RATE®**
CONTACT

PAM 4

56
G b p s



MAXIMUM GROUNDING & ROUTING FLEXIBILITY



Differential Pair

Single-Ended

Power


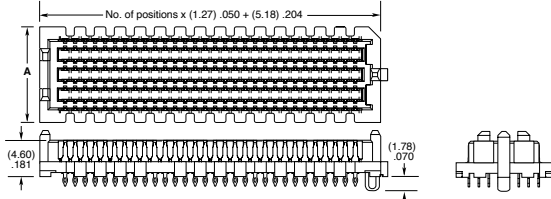
SERIES	INSULATOR MATERIAL	CONTACT MATERIAL	PLATING	OPERATING TEMP RANGE	CURRENT RATING	VOLTAGE RATING	LEAD-FREE SOLDERABLE
SEAM/SEAF	Black LCP	Copper Alloy	Au or Sn over 50 μ " (1.27 μ m) Ni	-55 °C to +125 °C	2.7 A (10 pins powered)	240 VAC/339 VDC	Yes
SEAM-RA/SEAF-RA	Black LCP	Copper Alloy	Au or Sn over 50 μ " (1.27 μ m) Ni	-55 °C to +125 °C	1.9 A (10 pins powered)	240 VAC/339 VDC	Yes
SEAM-GP	Black LCP	Copper Alloy	Au or Sn over 50 μ " (1.27 μ m) Ni	-55 °C to +125 °C	2.7 A (10 pins powered)	240 VAC/339 VDC	Yes
SEAMP/SEAFP	Natural High Temp Nylon	Copper Alloy (SEAMP) BeCu Alloy (SEAFP)	Au or Sn over 50 μ " (1.27 μ m) Ni	-55 °C to +125 °C	1.9 A (6 pins powered)	255 VAC/361 VDC	Not Available
SEAR	Black LCP	Hard Gold Plated	Au over 50 μ " (1.27 μ m) Ni	-55 °C to +125 °C	1.4 A (20 pins powered)	240 VAC/339 VDC	Not Available
SEAMI	Black LCP	Copper Alloy	Au or Sn over 50 μ " (1.27 μ m) Ni	-55 °C to +125 °C	Not Available	Not Available	Yes

Note: Some lengths, styles and options are non-standard, non-returnable


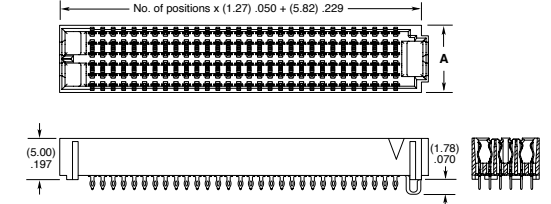
(1.27 mm) .050" PITCH • PRESS-FIT & 85 Ω OPEN-PIN-FIELD ARRAYS

SERIES	POSITIONS PER ROW	LEAD STYLE	PLATING OPTION	NO. OF ROWS	OPTION	PACKAGING
SEAMP Terminal	-10, -20, -30, -40, -50	-02.0 (SEAMP only)	-L = 10 μ" (0.25 μm) Gold on contact area, Matte Tin on tail	-04, -06, -08, -10	-GP Guide Post (SEAMP only)	-TR = Tape & Reel
SEAFP Socket		-05.0 (SEAFP only)		SEAFP: -04 & -06 Rows only		-FR = Full Reel Tape & Reel (must order max. quantity per reel; contact Samtec for quantity breaks)


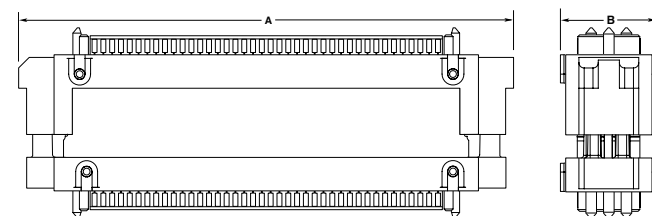
SEAMP
Board Mates:
SEAF,
SEAF-RA-GP,
SEAFP

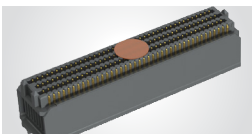
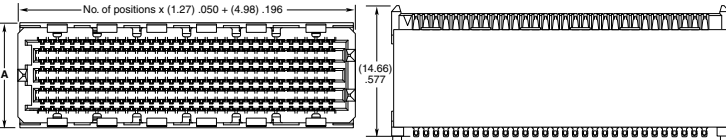



NO. OF ROWS	A
-04	(7.06) .278
-06	(9.60) .378
-08	(12.14) .478
-10	(14.68) .578

SEAFP Board Mates: SEAM, SEAM-RA, SEAMP	  <table> <thead> <tr> <th>NO. OF ROWS</th> <th>A</th> </tr> </thead> <tbody> <tr> <td>-04</td> <td>(5.61) .221</td> </tr> <tr> <td>-06</td> <td>(8.15) .321</td> </tr> </tbody> </table>	NO. OF ROWS	A	-04	(5.61) .221	-06	(8.15) .321
NO. OF ROWS	A						
-04	(5.61) .221						
-06	(8.15) .321						

View complete specifications at: samtec.com?SEAMP & samtec.com?SEAFP. Visit samtec.com?SEAFP-RA for right-angle socket.

SERIES	POSITIONS PER ROW	LEAD STYLE	NO. OF ROWS	085														
SEAR 85 Ω Tuned Riser	-40, -50	-10.0 = 20 mm Mated Height -20.0 = 30 mm Mated Height -30.0 = 40 mm Mated Height	-06, -08, -10															
SEAR Board Mates: SEAFC			<table><tr><th>POSITIONS PER ROW</th><th>A</th></tr><tr><td>-40</td><td>(71.42) 2.812</td></tr><tr><td>-50</td><td>(84.12) 3.312</td></tr></table> <table><tr><th>NO. OF ROWS</th><th>B</th></tr><tr><td>-06</td><td>(11.43) .450</td></tr><tr><td>-08</td><td>(13.97) .550</td></tr><tr><td>-10</td><td>(16.51) .650</td></tr></table>	POSITIONS PER ROW	A	-40	(71.42) 2.812	-50	(84.12) 3.312	NO. OF ROWS	B	-06	(11.43) .450	-08	(13.97) .550	-10	(16.51) .650	
POSITIONS PER ROW	A																	
-40	(71.42) 2.812																	
-50	(84.12) 3.312																	
NO. OF ROWS	B																	
-06	(11.43) .450																	
-08	(13.97) .550																	
-10	(16.51) .650																	

SERIES	POSITIONS PER ROW	11.0	PLATING OPTION	NO. OF ROWS	SOLDER TYPE	A	K	"X"R
SEAMI 85 Ω Tuned Terminal Terminal	-40, -50		-L = 10 μ" (0.25 μm) Gold on contact area, Matte Tin on solder tail	-08 -10	-1 = Tin/Lead Alloy Solder Charge -2 = Lead-Free Solder Charge			-TR = Tape & Reel -FR = Full Reel Tape & Reel (must order max. quantity per reel; contact Samtec for quantity breaks)
SEAMI Board Mates: SEAF								
Note: Some lengths, styles and options are non-standard, non-returnable								
View complete specifications at: samtec.com?SEAR & samtec.com?SEAMI .								