THIS DRAWING IS UNPUBLISHED. RELEASED FOR PUBLICATION -,- .
© COPYRIGHT – TE Connectivity Ltd. ALL RIGHTS RESERVED.

REVISIONS					
P	LTR	DESCRIPTION	DATE	DWN	APVD
	M4	REVISED PER ECR-21-112682	08SEP2021	JP	VS

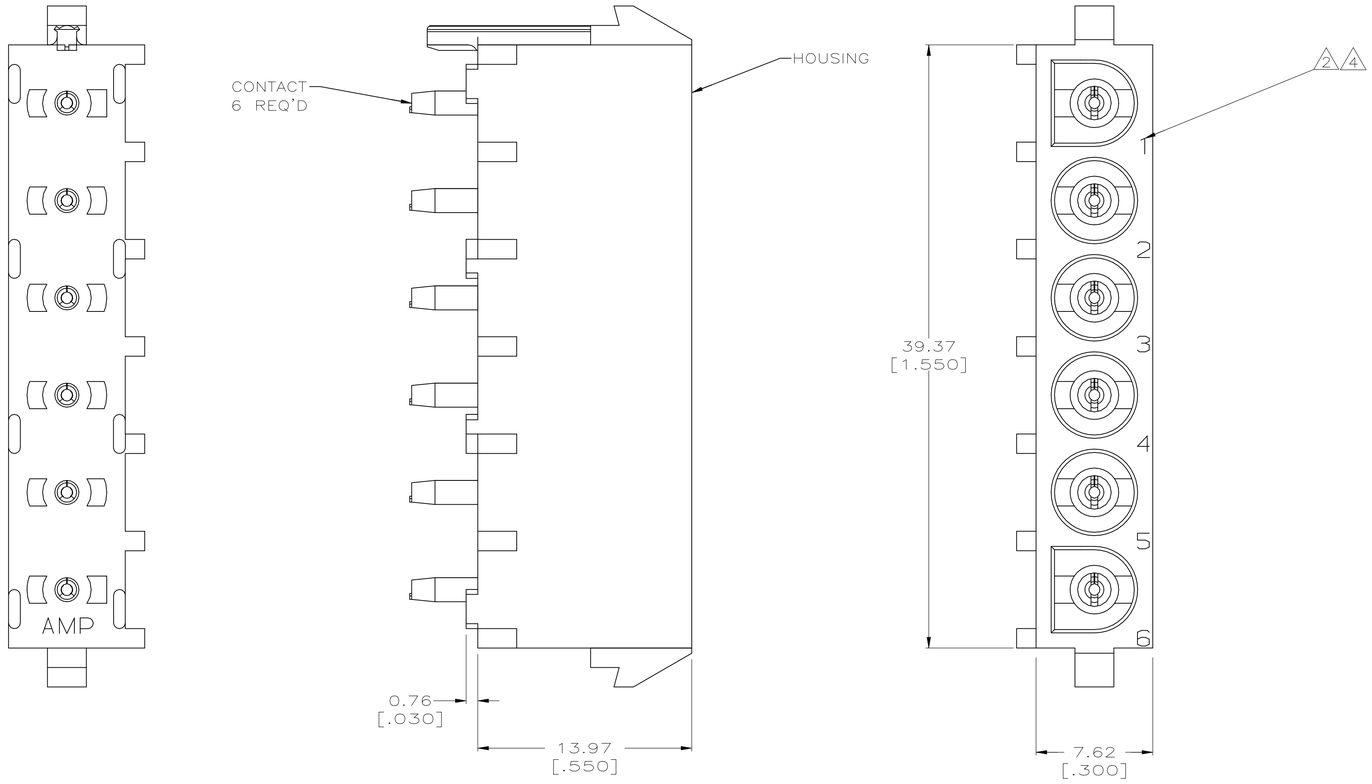

1. PARTS COMPLY TO AMP SOLDERABILITY SPECIFICATION 109-11-3.
2. CIRCUIT IDENTIFICATION CHARACTERS ARE ADJACENT TO THE INDICATED CAVITIES, BUT LOCATION AND ORIENTATION MAY DIFFER FROM PRINT.
3. DIMENSIONS IN BRACKETS ARE IN INCHES.
4. IDENTIFICATION WILL APPEAR AT CIRCUIT NO. 1, OTHERS OPTIONAL.
5. 0.76 MICRO-METERS [30 MICRO-INCHES] MINIMUM GOLD
6. DIMENSIONS SHOWN REPRESENT PRODUCT IN DRY CONDITION. ADDITIONAL 2% GROWTH DUE TO END USE LOCATION MOISTURE ABSORPTION MAY OCCUR AND SHOULD BE ACCOUNTED FOR.

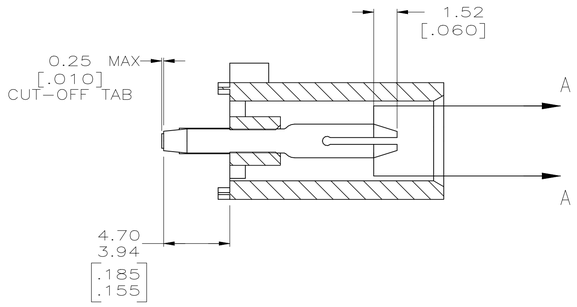

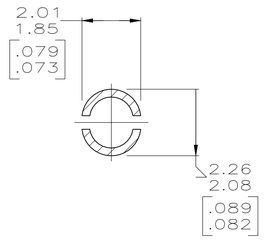

SECTION A-A
SCALE 10:1

3-DIMENSIONAL MODEL
NTS

RECOMMENDED MOUNTING HOLE PATTERN
FOR 1.57 [.062] THICK P.C. BOARD

PHOSPHOR BRONZE, GOLD (5)	NYLON, UL94V-0,WHITE	643408-3
PHOSPHOR BRONZE, PRE-TIN	NYLON, UL94V-0,WHITE	643408-1
PIN CONTACT MATL AND FINISH	HOUSING MATERIAL	PART NO.

THIS DRAWING IS A CONTROLLED DOCUMENT.

DWN L. McEACHIN 07-JAN-2000
CHK K. COBLE 07-JUN-2000
APVD K. COBLE 07-JUN-2000

TE Connectivity Ltd.

DIMENSIONS: mm [INCHES]
TOLERANCES UNLESS OTHERWISE SPECIFIED:
0 PLC ± –
1 PLC ± –
2 PLC ± 0.13 [.005]
3 PLC ± –
4 PLC ± –
ANGLES ± –

NAME: PIN HEADER ASSEMBLY, POLARIZED,6 CIRCUIT UNIVERSAL MATE-N-LOK
PRODUCT SPEC: —
APPLICATION SPEC: —
WEIGHT: —
MATERIAL: SEE TABLE
FINISH: SEE TABLE

SIZE	CAGE CODE	DRAWING NO	RESTRICTED TO
A1	00779	C-643408	—

CUSTOMER DRAWING | SCALE 5:1 | SHEET 1 OF 1 | REV M4

4805 (1/15)

Downloaded from Arrow.com.