

ACP-4000

4U Rackmount Chassis with Visual & Audible Alarm Notification



Features


- 4U rackmount chassis supports up to 15 add-on cards
- Shock-resistant disk drive bay design holds up to three 5.25" and one 3.5" disk drives
- Front-accessible USB and PS/2 interfaces for easy data transfer
- Dual 12 cm / 85 CFM ball-bearing fans provide optimized and streamlined airflow
- Front LED indicators and audible alarm notification for system fault detection
- Lockable front door prevents unauthorized access
- Supports 300 W single PS/2 and redundant ATX power supplies



Specifications


Drive Bay	3.5"	Front-accessible	
	5.25"	1	
Cooling	Fan	2 (12 cm / 85 CFM each)	
	Air Filter	Yes	
Front I/O Interface	USB	2	
	PS/2	1	
Miscellaneous	LED Indicators	Power, HDD, temperature, fan, and power voltage status	
	Rear Panel	Backplane version: One 9-pin D-Sub opening Motherboard version: Five 9-pin D-Sub & one 68-pin SCSI openings	
Environment	Temperature	Operating: 0 ~ 40° C (32 ~ 104° F)	Non-Operating: -20 ~ 60° C (-4 ~ 140° F)
	Humidity	10 ~ 85% @ 40° C, non-condensing	10 ~ 95% @ 40° C, non-condensing
	Vibration (5 ~ 500 Hz)	1 Grms	2 G
	Shock	10 G (with 11 ms duration, half sine wave)	30 G
	Dimensions (W x H x D)	482 x 177 x 479 mm (19" x 7" x 18.9")	
Physical Characteristics	Weight	15.2 kg (33.5 lb)	

Front View



Three 5.25" drive bays
(DVD ROM & disk
trays are not included)

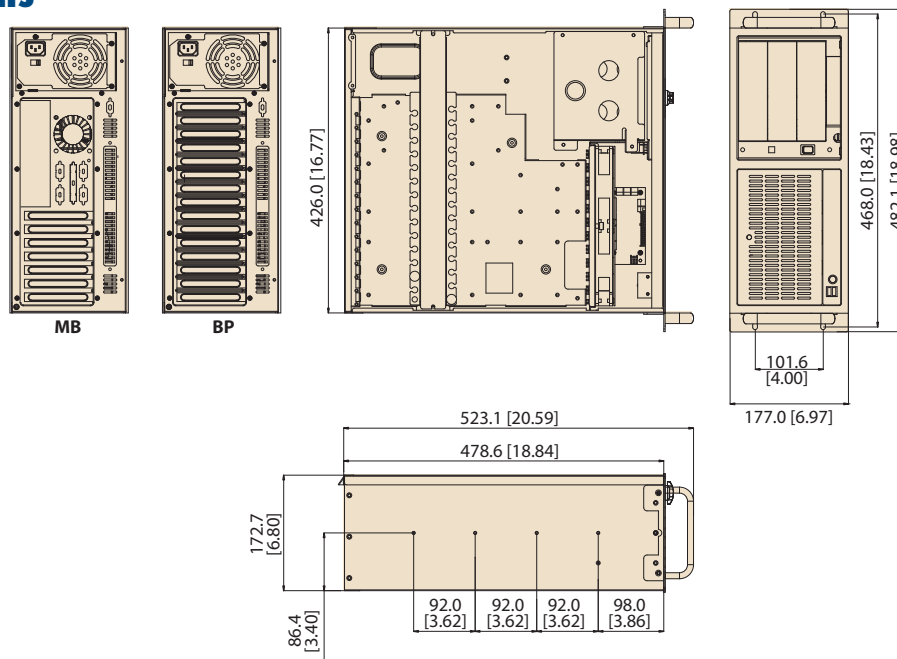
One 3.5"
drive bay



Two 85 CFM
cooling fans

Dimensions

Unit: mm [inch]



Ordering Information

Part Number	Power Supply
Backplane Version	
ACP-4000BP-00XE	Without power supply, with ATX switch
ACP-4000BP-30BE	PS8-300ATX-ZBE
Motherboard Version	
ACP-4000MB-00XE	Without power supply, with ATX switch
ACP-4000MB-30BE	PS8-300ATX-ZBE

Power Supply Options

(For detailed power supply specs, please refer to Chapter 6)

Part Number	Specifications	
	Watts	Input
PS8-300ATX-ZBE (ATX, PFC)	300 W	AC 100 ~ 240 V (full range)
PS8-400ATX-ZE (ATX, PFC)	400 W	AC 100 ~ 240 V (full range)
RPS-300ATX-ZE (ATX, PFC) (1+1 redundant)	300 W	AC 100 ~ 240 V (full range)
PS-300ATX-DC48E (ATX)	300 W	DC -48 V

Optional Accessories

Part Number	Description
2130006147S000	Door filter 97.6 x 36.6 x 5 mm
2130004803S000	Fan filter 115 x 195 x 5 mm
1700006915	ATX 24P/20P + 4P + 8P 60cm cable (connecting from power supply to alarm board)
1700006917	Two Mini DIN (connect to MB) / 6P (connect to front I/O board) PS2 KB/Mouse cable
IDT-3120E	Mobile rack for converting a 3.5" drive bay to dual 2.5" SATA HDD trays
IDT-5230E	Mobile rack for converting dual 5.25" drive bays to three 3.5" SAS/SATA HDD trays

* If users use AIMB-763 or 3rd party motherboard, they need to purchase 1700006915 or 1700006916 for the front voltage LEDs to function normally. And they also need to purchase 1700006917 to make front PS/2 function normally.