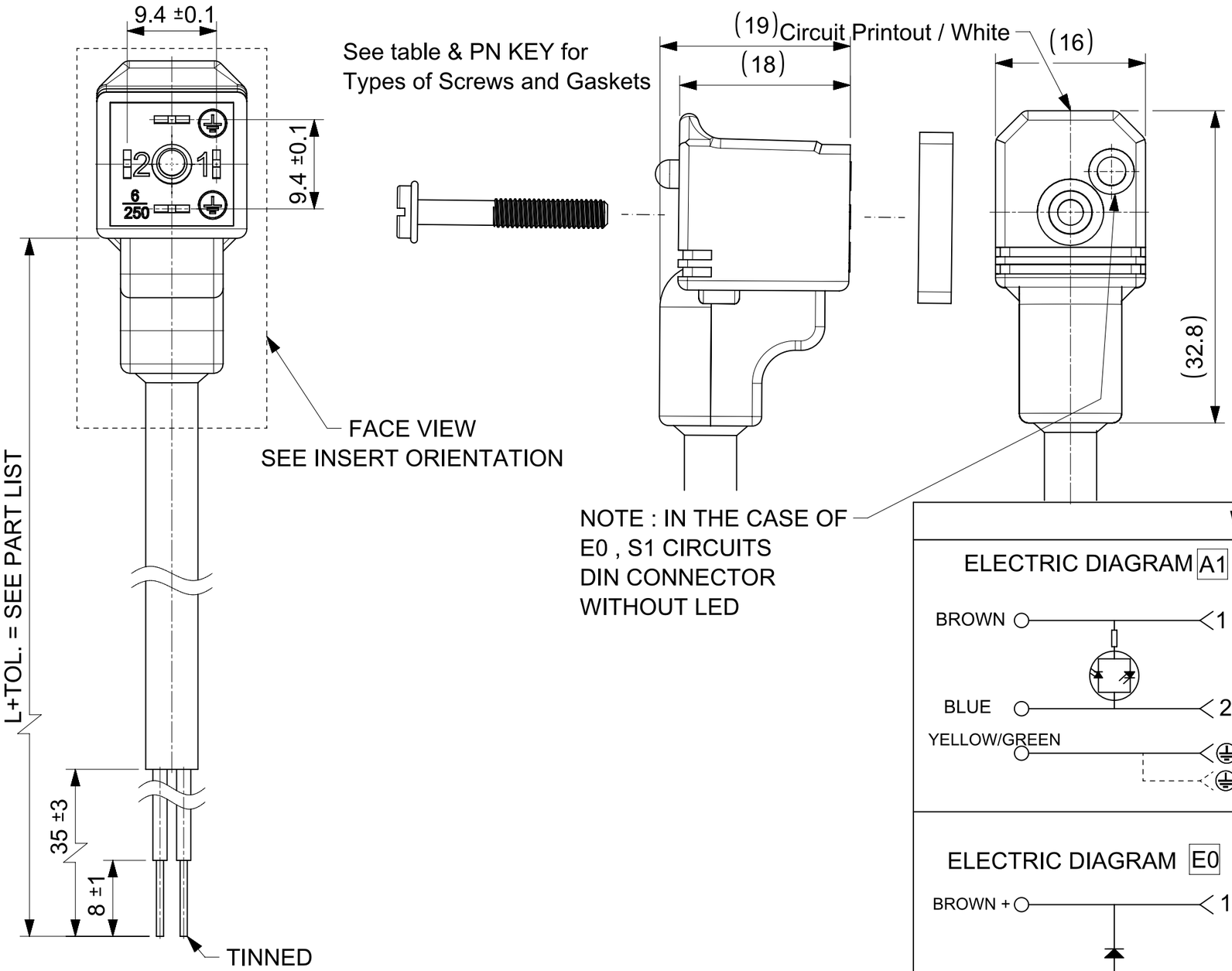

INSERT ORIENTATION		
EARTH ON 6H & 12H E39XXXXXXX1XXXX	EARTH ON 12H E39XXXXXXX2XXXX	EARTH PIN ON 6H E39XXXXXXX6XXXX
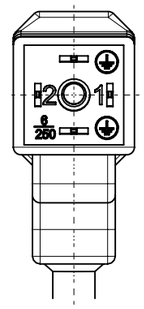	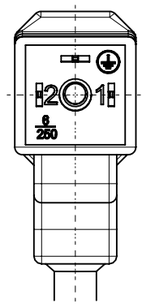	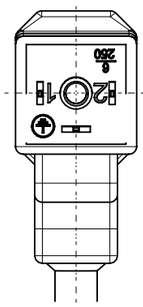

WIRING CONFIGURATION

ELECTRIC DIAGRAM A1

ELECTRIC DIAGRAM C4

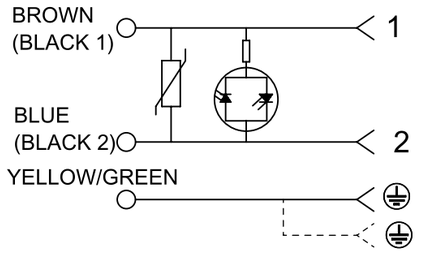

ELECTRIC DIAGRAM S0

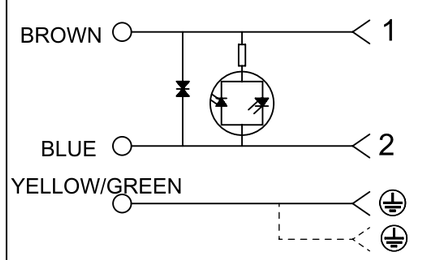

ELECTRIC DIAGRAM E0

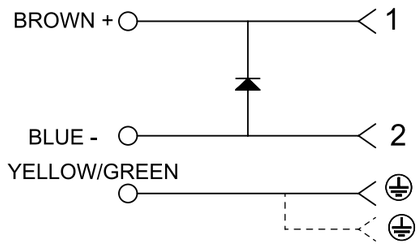

ELECTRIC DIAGRAM S1

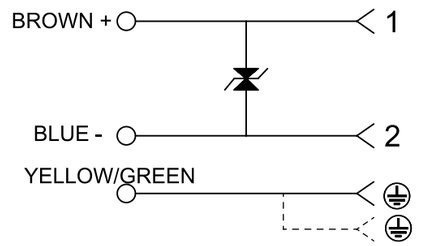

ELECTRIC DIAGRAM C3

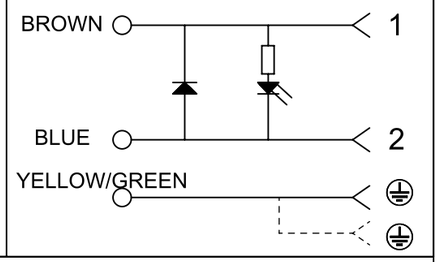

NOTE : FOR E391XXXXXXXXXXX CIRCUIT WITHOUT GROUND

TYPES OF SCREWS AND GASKETS

Flat Gasket	Profiled Gasket	Screw M3x20
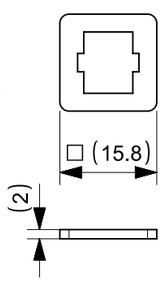	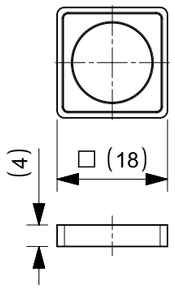	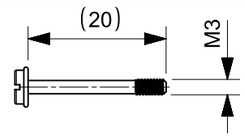
		Screw M3x20
		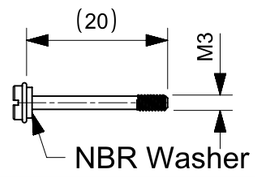

THIS DRAWING CONTAINS INFORMATION THAT IS PROPRIETARY TO MOLEX ELECTRONIC TECHNOLOGIES, LLC AND SHOULD NOT BE USED WITHOUT WRITTEN PERMISSION

DIMENSION UNITS	SCALE
mm	2:1

GENERAL TOLERANCES (UNLESS SPECIFIED)

ANGULAR TOL	± 0.5°
4 PLACES	±
3 PLACES	±
2 PLACES	±
1 PLACE	±
0 PLACES	±

DRAFT WHERE APPLICABLE MUST REMAIN WITHIN DIMENSIONS

CURRENT REV DESC: REMOVED OBSOLETED PART NUMBER AS PER PCN#517430

STATUS:	Production	
DRWN:	M M Ponnanna	2025-11-25
CHK'D:	Ganesh Rao B	2025-12-24
APPR:	Gurunandan GA	2025-12-24

molex

E39XXXXXXXXXXX
DIN FORM MICRO

PRODUCT CUSTOMER DRAWING

THIRD ANGLE PROJECTION	DRAWING	SERIES
	A3-SIZE	121050

DOCUMENT NUMBER	DOC TYPE	DOC PART	REVISION
SD-121050-007	PSD	001	C4

MATERIAL NUMBER	CUSTOMER	SHEET NUMBER
SEE TABLE	GENERAL MARKET	1 OF 3

Downloaded from Arrow.com.

PART NO MATRIX :

E	3	9	X	X	X	X	X	X	X	X	X	X	X	X

E - Packing without bag

Number of wires:
1- 2 Wires
2- 2 Wires + Earth
3- 3 Wires + Earth

Cable type:
See Cable List

Head Colour :
G - Grey
N - Black
T - Transparent
A - CSA-UL Black
B - CSA-UL Grey

Cable Length [cm]:
050 = 50cm
300 = 300cm
10K = 1000cm

Earth PIN location (see insert orientation table):
1 =Double Earth on H6 & H12
2 = Earth on H12
6 = Earth on H6

Type of Gasket and Screw (see sheet 1) :
1 = NBR Profile Gasket + Fixing Screw (M3x20mm)
2 = NBR Flat Gasket + Fixing Screw (M3x20mm)
3 = Silicone Profile Gasket + Fixing Screw (M3x20mm)
4 = Silicone Profile Gasket + Screw (M3x20mm)
T = NBR Profile Gasket + Fixing Screw with Washer (M3x20mm)

Internal Circuit :
See Wiring Configuration

Voltage and LED Color :

1 - 12V	RED LED	A - 12V	GREEN LED	G - 12V	YELLOW LED
2 - 24V		B - 24V		H - 24V	
3 - 48V		C - 48V		K - 48V	
4 - 115V		D - 115V		L - 115V	
5 - 230V		E - 230V		M - 230V	

CABLE LIST

MOLEX PN	NO. OF WIRES CODE (SEE PN MATRIX)	CABLE TYPE	NO. OF WIRES	CROSS SECTION	CABLE O.D.	CABLE JACKET	WIRES COLOR
1210180467	1	A2	2	AWG 20	∅5.4±0.2 mm	PVC BLACK	BN, BU
1210180128	2	A2	3	AWG 20	∅5.6±0.2 mm	PVC BLACK	BN, BU, GN/YE
1210180394	3	A2	4	AWG 20	∅6.2±0.25 mm	PVC BLACK	BN, BU, BK, GN/YE
1210180047	1	I2	2	0.5mm²	∅5.5+0.3 mm	PVC GREY	BN, BU
1210180284	2	I2	3	0.5mm²	∅5.5+0.3 mm	PVC GREY	BN, BU, GN/YE
1210180146	3	I2	4	0.5mm²	∅6.5+0.2 mm	PVC GREY	BN, BU, BK, GN/YE
1210180022	1	N2	2	0.5mm²	∅5.2±0.2 mm	PVC BLACK	BN, BU
1202092753	2	N2	3	0.5mm²	∅5.5±0.2 mm	PVC BLACK	BN, BU, GN/YE
1210180153	3	N2	4	0.5mm²	∅5.9±0.3 mm	PVC BLACK	BN, BU, BK, GN/YE
1202092439	2	P2	3	0.5mm²	∅5.5+0.3 mm	PUR BLACK	BN, BU, GN/YE
1210180302	3	P2	4	0.5mm²	∅6.5±0.2 mm	PUR BLACK	BN, BU, BK, GN/YE
1202094190	1	P3	2	0.75mm²	∅6.5±0.2 mm	PUR BLACK	BN, BU
1210180126	2	B2	3	AWG 20	∅5.6±0.2 mm	PUR BLACK	BN, BU, GN/YE
1210180016	1	IA	2	0.25mm²	∅3.5±0.15mm	PVC GREY	BN, BU
1202090957	2	I8	3	0.5mm²	∅5.5±0.2 mm	PVC GREY	BN, BU, GN/YE

THIS DRAWING CONTAINS INFORMATION THAT IS PROPRIETARY TO MOLEX ELECTRONIC TECHNOLOGIES, LLC AND SHOULD NOT BE USED WITHOUT WRITTEN PERMISSION

DIMENSION UNITS: mm | SCALE: 2:1

GENERAL TOLERANCES (UNLESS SPECIFIED)
ANGULAR TOL ± 0.5°
4 PLACES ±
3 PLACES ±
2 PLACES ±
1 PLACE ±
0 PLACES ±
DRAFT WHERE APPLICABLE MUST REMAIN WITHIN DIMENSIONS

CURRENT REV DESC: REMOVED OBSOLETED PART NUMBER AS PER PCN#517430

STATUS: Production
DRWN: M M Ponnanna 2025-11-25
CHK'D: Ganesh Rao B 2025-12-24
APPR: Gurunandan GA 2025-12-24

THIRD ANGLE PROJECTION | DRAWING: A3-SIZE | SERIES: 121050

molex

E39XXXXXXXXXXXX
DIN FORM MICRO

PRODUCT CUSTOMER DRAWING

DOCUMENT NUMBER	DOC TYPE	DOC PART	REVISION
SD-121050-007	PSD	001	C4

MATERIAL NUMBER	CUSTOMER	SHEET NUMBER
SEE TABLE	GENERAL MARKET	2 OF 3

Downloaded from Arrow.com.

PART LIST :

MOLEX PN	ENGINEERING NO.	LENGTH in MM
1210500053	E392I2N50011C4H	5000
1210500082	E392N2N10012C4H	1000
1210500131	E392N2N20011C4B	2000
1210500135	E392N2N20011C4H	2000
1210500177	E392N2N30011C4H	3000
1210500184	E392N2N30012C4H	3000
1210500202	E392N2N50011A12	5000
1210500206	E392N2N50011C42	5000
1210500217	E392N2N50012C4H	5000
1210500232	E392P2N10012C4H	1000
1210500236	E392P2N20011C4B	2000
1210500238	E392P2N30011C4H	3000
1210500239	E392P2N30012C4H	3000
1210501660	E392I2N10011C4H	1000
1210501686	E392B2A11011C4H	1100
1210501692	E392P2N06011C4H	600
1210501745	E392B2A20011C4H	2000
1210501803	E392B2A50011C4H	5000
1210502269	E392N2N10K11C4H	10000
1210502657	E391A2A10011E05	1000
1210502978	E391N2N15011A12	1500
1210503408	E392A2A50011C4H	5000
1210503437	E392P2N10011C4L	1000
1210503438	E392P2N10011C4M	1000
1210503528	E392A2A20011C4H	2000

TABLE OF LENGHT TOLERANCES		
OVER	UP TO AND INCLUDING	TOLERANCE
0	**1000**	**±20**
1000	**3000**	**±30**
3000	**5000**	**±40**
5000	**10000**	**±50**
10000	**15000**	**±100**
15000	**20000**	**±150**
20000		**±L/100**

THIS DRAWING CONTAINS INFORMATION THAT IS PROPRIETARY TO MOLEX ELECTRONIC TECHNOLOGIES, LLC AND SHOULD NOT BE USED WITHOUT WRITTEN PERMISSION

DIMENSION UNITS	SCALE
mm	2:1

GENERAL TOLERANCES (UNLESS SPECIFIED)

ANGULAR TOL	± 0.5°
4 PLACES	±
3 PLACES	±
2 PLACES	±
1 PLACE	±
0 PLACES	±

DRAFT WHERE APPLICABLE MUST REMAIN WITHIN DIMENSIONS

CURRENT REV DESC: REMOVED OBSOLETED PART NUMBER AS PER PCN#517430

STATUS: Production

DRWN:	M M Ponnanna	2025-11-25
CHK'D:	Ganesh Rao B	2025-12-24
APPR:	Gurunandan GA	2025-12-24

molex

E39XXXXXXXXXXX
DIN FORM MICRO

PRODUCT CUSTOMER DRAWING

DOCUMENT NUMBER	DOC TYPE	DOC PART	REVISION
SD-121050-007	PSD	001	C4

THIRD ANGLE PROJECTION	DRAWING	SERIES	MATERIAL NUMBER	CUSTOMER	SHEET NUMBER
	A3-SIZE	121050	SEE TABLE	GENERAL MARKET	3 OF 3

Downloaded from Arrow.com.