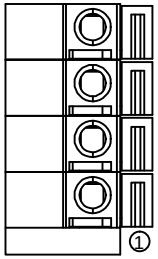

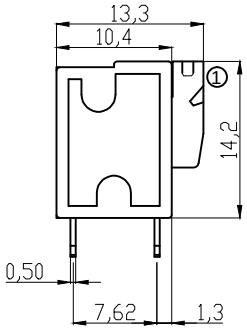

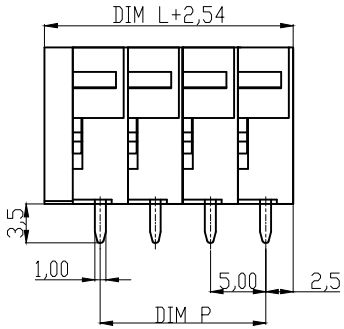

Material

Terminal body(Contact pin): Brass
Wire guard:Stainless steel
Surface of Solder tail:Tin plated
Terminal (housing): Thermoplastic (UL94V-0) ,
GREEN(RAL6018/T)

Electrical cULus/VDE

Voltage rating: 300VAC/250VAC
Current rating: 10A/10A
Wire range: 0.75-1.5mm²
Solid wire(AWG): 14-24
Stranded wire(AWG): 14-24
Pull force:
Screw:
Wire strip length: 9-10mm
Withstanding Voltage: 1.6KV/2KV
Operating temperature: -40°C to +115°C
Soldering temperature: 250°C±10°C/5 Sec
Safety Approval: c UL us VDE

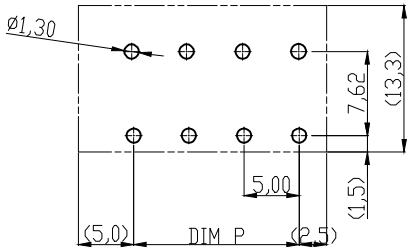

RECOMMENDER PCB LAYOUT

DIMENSION

L	Nx5.0
P	(N-1)x5.0

N=Number of poles

Poles	Tolerance	
	DIM L	DIM P
2p-6p	±0.20	±0.20
7p-12p	±0.25	±0.25
13p-24p	±0.40	±0.40

RoHS compliant
Unit: mm

② File No.: E349947

Scale	Free						Date	Name
TOLERANCE						Drawn	19.04.2010	Alex
X.	±0.50					Approved	18.04.2016	Joanna
X.X	±0.30							
X.XX	±0.10	②	Add UL	18.04.2016	Joanna			
DIM	TOL	①	Update	17.04.2013	Amy			
X.°	±1°	⓪	Drawn	19.04.2010	Alex			
Angle	TOL	Id.	Modification	Date	Name			

ASSMANN WSW components

Customer-No.

ASSMANN WSW-No.
A-TB500-HAxxV

Drawing-No.
ASS 4119 CO

rev02

Replace

Sheet

Downloaded from Arrow.com.