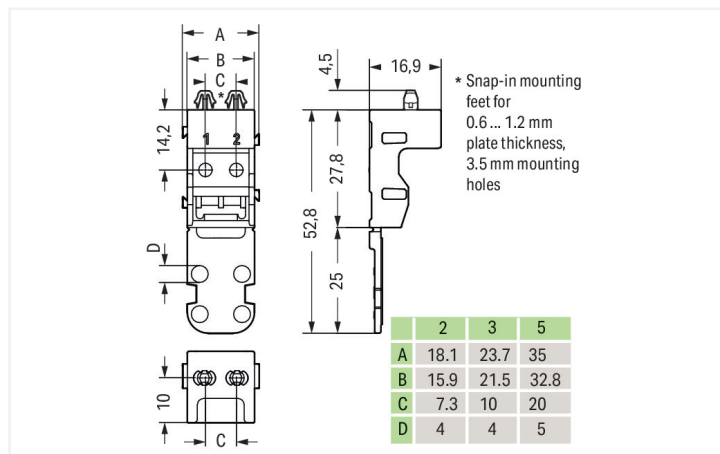



Data Sheet | Item Number: 221-523

Mounting carrier; for 3-conductor terminal blocks; 221 Series - 4 mm²; with snap-in mounting foot for vertical mounting; white

<https://www.wago.com/221-523>



Color: ■ white

Similar to illustration

Dimensions in mm

Physical data

Width	23.7 mm / 0.933 inches
Height	57.3 mm / 2.256 inches
Height from the surface	52.8 mm / 2.079 inches
Depth	16.9 mm / 0.665 inches

Mechanical data

Mounting type	with snap-in mounting foot for vertical mounting
Suitable	for 3-wire connectors (4 mm ²)

Material data

Note (material data)	Information on material specifications can be found here
Color	white
Material group	I
Insulation material (main housing)	Polyamide (PA66)
Flammability class per UL94	V0
Fire load	0.101 MJ
Weight	3.8 g

Commercial data

PU (SPU)	50 (10) pcs
Packaging type	Box
Country of origin	CN
GTIN	4055143640930
Customs tariff number	39269097900

Product Classification

UNSPSC	39121409
eCl@ss 10.0	27-14-11-92
eCl@ss 9.0	27-14-11-92
ETIM 9.0	EC002848
ETIM 10.0	EC002848
ECCN	NO US CLASSIFICATION

Environmental Product Compliance

RoHS Compliance Status	Compliant, No Exemption
------------------------	-------------------------

Downloads

Environmental Product Compliance

Compliance Search

Environmental Product Compliance 221-523	↓
--	-------------------

Documentation

Bid Text

221-523	19.02.2019	xml 2.73 KB	↓
221-523	04.01.2018	doc 24.00 KB	↓

CAD/CAE-Data

CAD data

2D/3D Models 221-523	↓
----------------------	-------------------

CAE data

EPLAN Data Portal 221-523	↓
ZUKEN Portal 221-523	↓

1 Compatible Products

1.1 Optional Accessories

1.1.1 Marking

1.1.1.1 Marking strip




Item No.: 210-833

Marking strips; 25 m on roll; 6 mm wide; plain; Self-adhesive; white

Installation Notes



Inserting a connector into the mounting carrier.



Removing a connector from the mounting carrier.

Conductor termination



Inserting a conductor.



Horizontal screw mounting



Vertical screw mounting



Horizontal mounting via snap-in foot



Vertical mounting via snap-in foot

Strain relief




Use a cable tie to secure the conductors to the strain relief plate.



The strain relief plate can be removed.

Testing



Testing a connector mounted on the carrier via test slot.

Application



Connecting a light to the mains.

Marking



Labeling the mounting carrier.