





MLG0603S4N75T000



| | |
|---------------|--|
| Applications |  Commercial Grade |
| Feature |  Multilayer |
| |  Non-Mag CoreNon-Magnetic Core (Dielectric Ceramic) |
| Series Type | MLG |
| Status |  Production |
| Brand | TDK |



| Size | |
|------------------------------|----------------|
| Length(L) | 0.60mm ±0.03mm |
| Width(W) | 0.30mm ±0.03mm |
| Thickness Height | 0.30mm ±0.03mm |
| Recommended Land Pattern (A) | 0.25mm Nom. |
| Recommended Land Pattern (B) | 0.30mm Nom. |
| Recommended Land Pattern (C) | 0.30mm Nom. |

| Electrical Characteristics | |
|--------------------------------|------------------------|
| Inductance | 4.7nH ±0.3nH at 100MHz |
| Rated Current | 300mA |
| DC Resistance [Typ.] | 280mΩ |
| DC Resistance [Max.] | 450mΩ |
| Self Resonant Frequency [Min.] | 4.5GHz |
| Self Resonant Frequency [Typ.] | 5.4GHz |
| Q [Min.] | 5 at 100MHz |
| Q [Typ.] | |

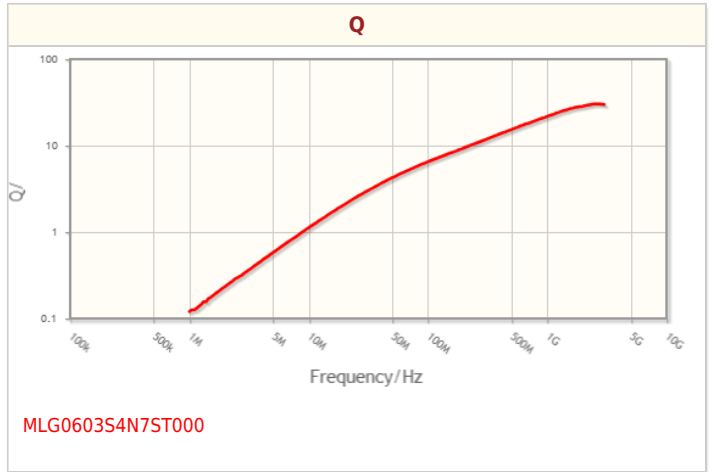
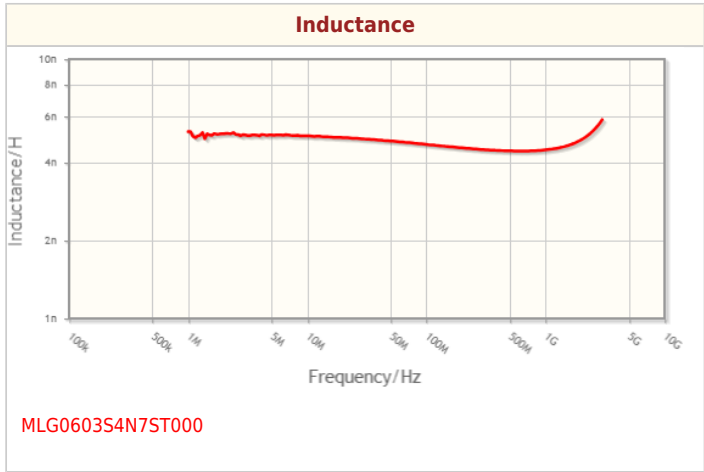
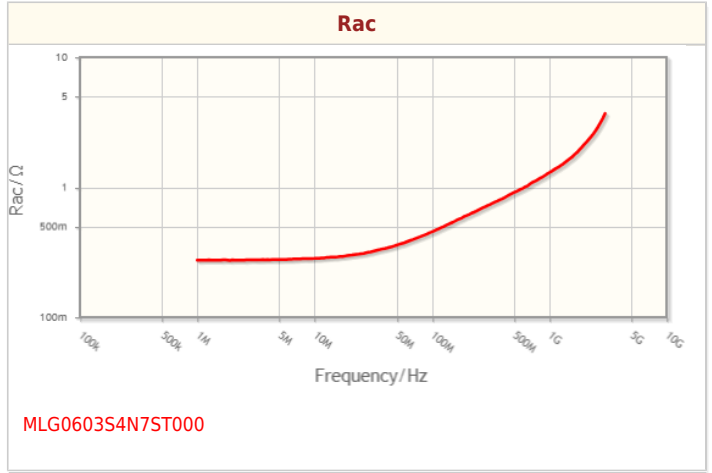
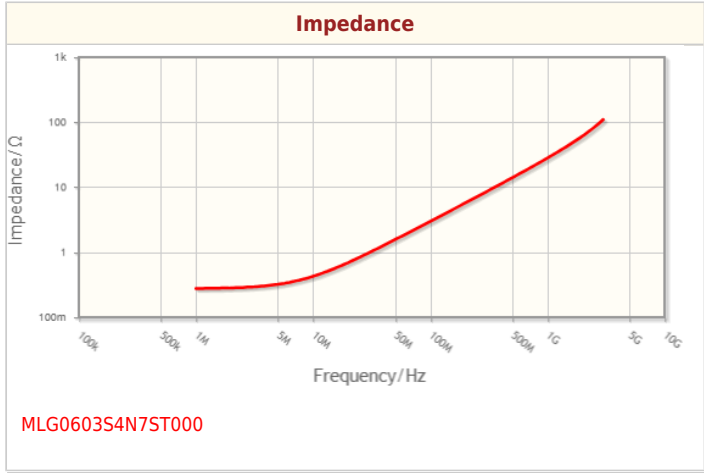
| Other | |
|-----------------------|--|
| Operating Temp. Range | -55 to 125°C |
| Soldering Method | Reflow |
| | Iron Soldering |
| AEC-Q200 | NO |
| Packing | Punched (Paper)Taping [180mm Reel, Tape width 8mm] |
| Package Quantity | 15000pcs |
| Weight | 0.0002g |

! Images are for reference only and show exemplary products.
! This PDF document was created based on the data listed on the TDK Corporation website.
! All specifications are subject to change without notice.

MLG0603S4N7ST000



Characteristic Graphs(This is reference data, and does not guarantee the products characteristics.)





Associated Images

