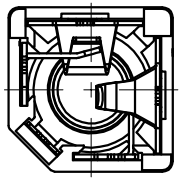

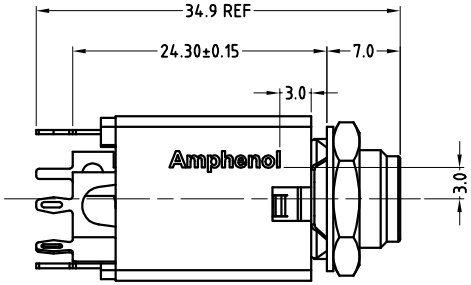

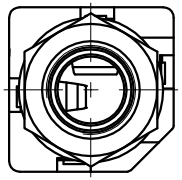

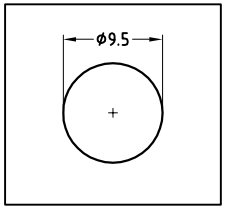

PANEL CUTOUT

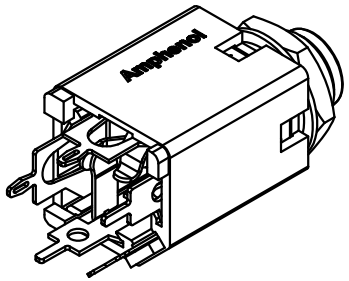

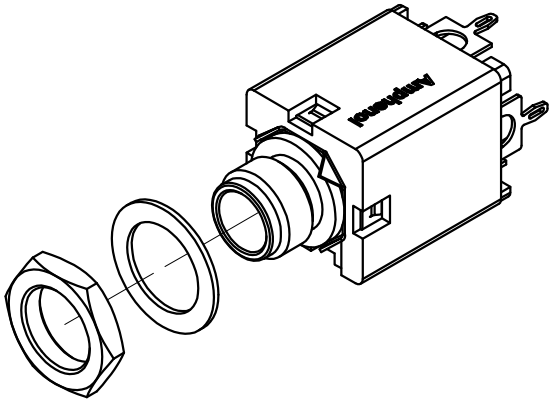

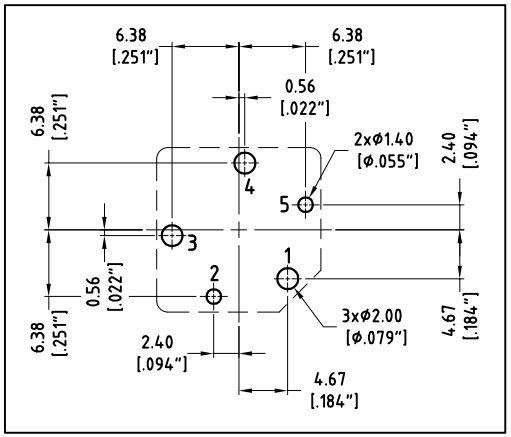

PCB LAYOUT

(CONNECTOR SIDE)

PART No.	ACJM-MV	ACJS-MV	ACJM-MV-2S	ACJS-MV-5
SCHEMATIC	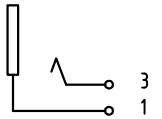	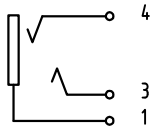	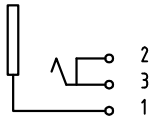	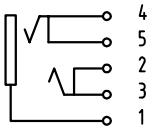

REV.	CHANGE DETAILS	BY	DATE	CHG/No
2	CHANGE DWG TO 55010228-000-5 AND ADD SHEETS 4 & 5 FOR P/Nos: ACJM-MV-2S & ACJS-MV-5	L.V	08-04-05	8362
1	CHANGE STAR WASHER TO 4 POINT GROUNDING CONTACT ADD PAGE 3 FOR STEREO (ACJS-MV) ASSY DRAWING	L.V	24-02-04	8267
0	FIRST ISSUE	L.V	07-04-03	----

UNLESS OTHERWISE SPECIFIED TOLERANCE TO BE

LINEAR		ANGULAR	
X ±	0.5	X° ±	1°
X,X ±	0.1	X°X' ±	30'
X,XX±	0.05	X°X'X"±	15'

BREAK ALL SHARP EDGES AND REMOVE ALL BURRS

DO NOT SCALE

DIMENSIONS IN MILIMETRES

THIS DOCUMENT IS THE PROPERTY OF AMPHENOL AUSTRALIA PTY. LTD.. NO PART THEREOF MAY BE REPRODUCED AND USED WITHOUT THE PRIOR WRITTEN CONSENT OF THE OWNER

THIRD ANGLE PROJECTION

CAD FILE: 55010228000152	DRN: L.V	DATE: 07-04-03	
MATL: REFER TO COMPONENTS	CKD: M.N.H	DATE: 11-10-05	
FINISH: REFER TO COMPONENTS	APP'D: P.M	DATE: 11-10-05	
	SCALE: 2:1 UOS	PART No: 55010228-000	SIZE: A3

TITLE: **ACJS/M-MV-** 1/4" PHONE JACK CUSTOMER DWG**

Amphenol

Amphenol Australia Pty.Ltd, 2 Fiveways Blvd, Keysborough, Vic.3173

DRAWING NO. 55010228-000-5

SHEET 1 OF 5

Downloaded from Arrow.com.