

## Small Signal Fast Switching Diodes



### FEATURES

- Silicon epitaxial planar diode
- Material categorization:  
for definitions of compliance please see  
[www.vishay.com/doc?99912](http://www.vishay.com/doc?99912)

### APPLICATIONS

- Extreme fast switches



**RoHS**  
COMPLIANT  
HALOGEN  
**FREE**

### LINKS TO ADDITIONAL RESOURCES



### MECHANICAL DATA

**Case:** DO-35 (DO-204AH)

**Weight:** approx. 125 mg

**Cathode band color:** black

**Packaging codes / options:**

TR/10K per 13" reel (52 mm tape), 50K/box

TAP/10K per ammpack (52 mm tape), 50K/box

### PARTS TABLE

PART	ORDERING CODE	TYPE MARKING	CIRCUIT CONFIGURATION	REMARKS
1N4154	1N4154TR or 1N4154TAP	1N4154	Single	Tape and reel / ammpack

### ABSOLUTE MAXIMUM RATINGS ( $T_{amb} = 25^{\circ}\text{C}$ , unless otherwise specified)

PARAMETER	TEST CONDITION	SYMBOL	VALUE	UNIT
Repetitive peak reverse voltage		$V_{RRM}$	35	V
Reverse voltage		$V_R$	25	V
Peak forward surge current	$t_p = 1 \mu\text{s}$	$I_{FSM}$	2	A
Repetitive peak forward current		$I_{FRM}$	500	mA
Forward continuous current		$I_F$	300	mA
Average forward current	$V_R = 0$	$I_{F(AV)}$	150	mA
Power dissipation	$l = 4 \text{ mm}, T_L = 45^{\circ}\text{C}$	$P_{tot}$	440	mW
	$l = 4 \text{ mm}, T_L \leq 25^{\circ}\text{C}$	$P_{tot}$	500	mW

### THERMAL CHARACTERISTICS ( $T_{amb} = 25^{\circ}\text{C}$ , unless otherwise specified)

PARAMETER	TEST CONDITION	SYMBOL	VALUE	UNIT
Thermal resistance junction to ambient air	$l = 4 \text{ mm}, T_L = \text{constant}$	$R_{thJA}$	350	K/W
Junction temperature		$T_j$	175	$^{\circ}\text{C}$
Storage temperature range		$T_{stg}$	-65 to +175	$^{\circ}\text{C}$

<b>ELECTRICAL CHARACTERISTICS</b> ( $T_{amb} = 25\text{ }^{\circ}\text{C}$ , unless otherwise specified)						
PARAMETER	TEST CONDITION	SYMBOL	MIN.	TYP.	MAX.	UNIT
Forward voltage	$I_F = 30\text{ mA}$	$V_F$		0.88	1	V
Reverse current	$V_R = 25\text{ V}$	$I_R$		9	100	nA
	$V_R = 25\text{ V}, T_J = 150\text{ }^{\circ}\text{C}$	$I_R$			100	$\mu\text{A}$
Breakdown voltage	$I_R = 5\text{ }\mu\text{A}, t_p/T = 0.01,$ $t_p = 0.3\text{ ms}$	$V_{(BR)}$	35			V
Diode capacitance	$V_R = 0\text{ V}, f = 1\text{ MHz},$ $V_{HF} = 50\text{ mV}$	$C_D$			4	pF
Reverse recovery time	$I_F = I_R = 10\text{ mA},$ $i_R = 1\text{ mA}$	$t_{rr}$			4	ns
	$I_F = 10\text{ mA}, V_R = 6\text{ V},$ $i_R = 0.1 \times I_R, R_L = 100\text{ }\Omega$				2	

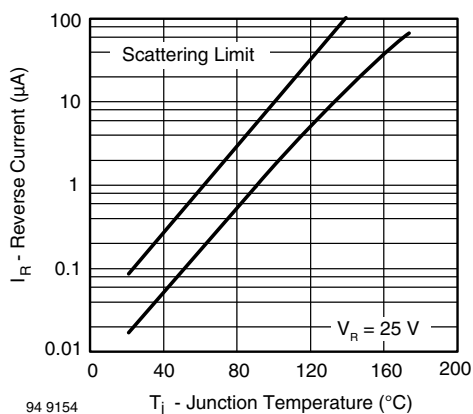
**TYPICAL CHARACTERISTICS** ( $T_{amb} = 25\text{ }^{\circ}\text{C}$ , unless otherwise specified)


Fig. 1 - Reverse Current vs. Junction Temperature

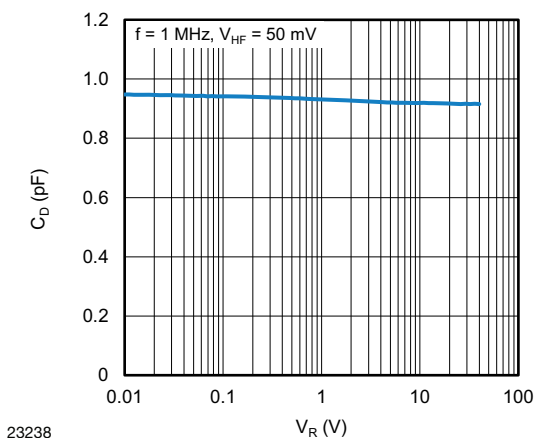


Fig. 3 - Typical Capacitance vs. Reverse Voltage

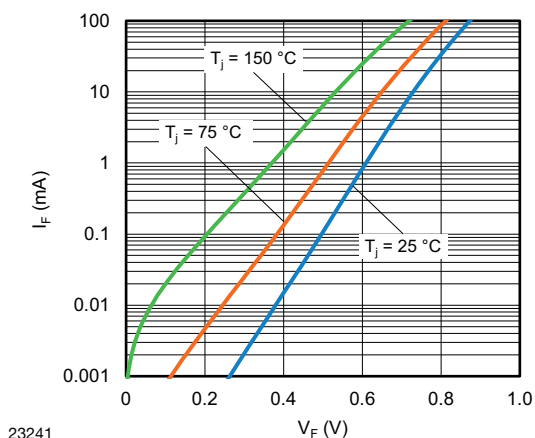
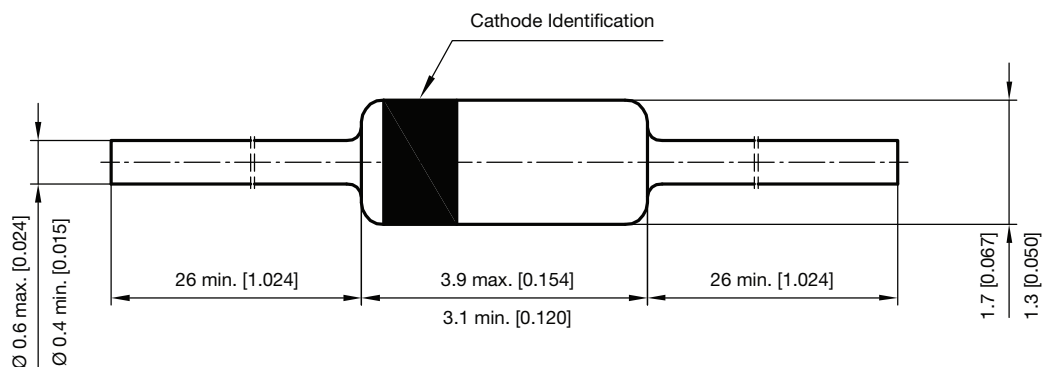


Fig. 2 - Forward Current vs. Forward Voltage



**PACKAGE DIMENSIONS** in millimeters (inches): **DO-35 (DO-204AH)**



Rev. 6 - Date: 19. December 2011  
Document no.: SB-V-3906.04-031(4)  
94 9366



## Disclaimer

ALL PRODUCT, PRODUCT SPECIFICATIONS AND DATA ARE SUBJECT TO CHANGE WITHOUT NOTICE TO IMPROVE RELIABILITY, FUNCTION OR DESIGN OR OTHERWISE.

Vishay Intertechnology, Inc., its affiliates, agents, and employees, and all persons acting on its or their behalf (collectively, "Vishay"), disclaim any and all liability for any errors, inaccuracies or incompleteness contained in any datasheet or in any other disclosure relating to any product.

Vishay makes no warranty, representation or guarantee regarding the suitability of the products for any particular purpose or the continuing production of any product. To the maximum extent permitted by applicable law, Vishay disclaims (i) any and all liability arising out of the application or use of any product, (ii) any and all liability, including without limitation special, consequential or incidental damages, and (iii) any and all implied warranties, including warranties of fitness for particular purpose, non-infringement and merchantability.

Statements regarding the suitability of products for certain types of applications are based on Vishay's knowledge of typical requirements that are often placed on Vishay products in generic applications. Such statements are not binding statements about the suitability of products for a particular application. It is the customer's responsibility to validate that a particular product with the properties described in the product specification is suitable for use in a particular application. Parameters provided in datasheets and / or specifications may vary in different applications and performance may vary over time. All operating parameters, including typical parameters, must be validated for each customer application by the customer's technical experts. Product specifications do not expand or otherwise modify Vishay's terms and conditions of purchase, including but not limited to the warranty expressed therein.

Hyperlinks included in this datasheet may direct users to third-party websites. These links are provided as a convenience and for informational purposes only. Inclusion of these hyperlinks does not constitute an endorsement or an approval by Vishay of any of the products, services or opinions of the corporation, organization or individual associated with the third-party website. Vishay disclaims any and all liability and bears no responsibility for the accuracy, legality or content of the third-party website or for that of subsequent links.

Vishay products are not designed for use in life-saving or life-sustaining applications or any application in which the failure of the Vishay product could result in personal injury or death unless specifically qualified in writing by Vishay. Customers using or selling Vishay products not expressly indicated for use in such applications do so at their own risk. Please contact authorized Vishay personnel to obtain written terms and conditions regarding products designed for such applications.

No license, express or implied, by estoppel or otherwise, to any intellectual property rights is granted by this document or by any conduct of Vishay. Product names and markings noted herein may be trademarks of their respective owners.