

SAML Touch Click



PID: MIKROE-3414

SAML Touch Click is a Click board™ equipped with two capacitive touch pads and one capacitive slider. There are also LED indicators, which are used to indicate touch events for each of the available touch components: two LEDs (one for each touchpad), and one six-segment bargraph, used to indicate touch position across the slider. SAML click is based on the ATSAML10 MCU, an ultra-low power 32-bit ARM® Cortex® MCU, equipped with the Peripheral Touch Controller (PTC), perfectly suited for realization of various types of touch applications with superior water tolerance, excellent noise immunity & responsiveness. Supported by a cleverly designed firmware, it provides the complete touch controller on a Click board™.

SAML click is supported by a mikroSDK compliant library, which includes functions that simplify software development. This Click board™ comes as a fully tested product, ready to be used on a system equipped with the mikroBUS™ socket.

SAML click is a perfect example of how simple the implementation of the Q-Touch® technology from Microchip can be. Besides the ATSAML10 MCU itself, the Click board™ contains a few additional hardware components. Thanks to the highly integrated PTC module supported by the Q-Touch®, development of complex touch applications becomes extremely simple and fast. Featuring many inherited benefits compared to mechanical buttons and sliders, this Click board™ can be used for the development of various HMI interfaces, touch-operated control panels, interfaces used in very harsh and humid environment, etc.

How does it work?

The main component of SAML click is the [ATSAML10](#), an ultra-low power 32-bit ARM® Cortex® MicroController Unit (MCU) from [Microchip](#). Among many other features, this MCU contains

Mikroe produces entire development toolchains for all major microcontroller architectures.

Committed to excellency, we are dedicated to helping engineers bring the project development up to speed and achieve outstanding results.




ISO 27001: 2013 certification of informational security management system.
ISO 14001: 2015 certification of environmental management system.
OHSAS 18001: 2008 certification of occupational health and safety management system.



ISO 9001: 2015 certification of quality management system (QMS).

the enhanced Peripheral Touch Controller (PTC) module, making it a perfect solution for various capacitive touch-based applications that require superior noise immunity. One of the key features of the PTC module is its ability to reliably sense touch events, even when covered with water. SAML click demonstrates the overall hardware simplicity of one such application: capacitive pads are directly connected to the MCU pins, with no additional components required. Everything is already integrated within the PTC module of the ATSAML10 MCU itself, allowing very fast development. The only passive components on this click are the resistors that limit the current through the LEDs, and accompanying filtering capacitors.






As mentioned before, the enhanced PTC module provides many benefits over similar solutions. The most distinctive it its parallel acquisition capability, allowing it to process all the inputs in parallel and simultaneous detection of multiple touch events. This increases the responsiveness of the touch interface, compared to traditional sequential acquisition circuits. It also provides better noise immunity and more robustness when used in harsh and humid environment. This allows the Click board™ to use an acrylic overlay, and still detects touch events with perfect accuracy.

Another feature of the enhanced PTC module is the Driven Shield Plus capability. This capability adds another layer of noise protection to the application. It allows touch sensors to work while exposed to moisture, sweat, rain, and even running water. Any of the capacitive touch channels can be used as a driven shield channel, offering IP-68 compliant protection.

A cleverly designed firmware is responsible for events detection, visual feedback over LED indicators, and for the communication with the host MCU. The MCU firmware is written using Q-Touch® libraries from Microchip, which offer full support for PTC modules. The communication with the ATSAML10 is realized over the UART interface. A set of UART command strings are available for the touch detection, as well as for the touch slider position. However, the Click board™ is supported by a mikroSDK compatible library, offering simple functions, saving the developer to write UART command parsers. These functions allow faster development and simplified software design.

The Click board™ is designed to work with 3.3V only. If interfacing with systems that use 5V for their operation, an appropriate level translating circuitry has to be used.


Specifications

Type	Capacitive
<p>Mikroe produces entire development toolchains for all major microcontroller architectures.</p> <p>Committed to excellency, we are dedicated to helping engineers bring the project development up to speed and achieve outstanding results.</p>	
 	
<p>ISO 27001: 2013 certification of informational security management system.</p> <p>ISO 14001: 2015 certification of environmental management system.</p> <p>OHSAS 18001: 2008 certification of occupational health and safety management system.</p> <p>ISO 9001: 2015 certification of quality management system (QMS).</p>	

Applications	Featuring many inherited benefits compared to mechanical buttons and sliders, this Click board™ can be used for the development of various HMI interfaces, touch-operated control panels, interfaces used in very harsh and humid environment, etc.
On-board modules	ATSAML10, a powerful, low-power, 32-bit ARM® Cortex® Micro Controller Unit (MCU) by Microchip.
Key Features	ATSAML10 onboard, a powerful MCU with the Integrated PTC capacitive touch peripheral module, parallel acquisition greatly improves responsiveness, Driven Shield Plus feature offers immunity to using the Click board™ in humid conditions, clean and visually appealing indication of the touch over LEDs, two buttons plus one slider, etc.
Interface	UART
Feature	No ClickID
Compatibility	mikroBUS™
Click board size	L (57.15 x 25.4 mm)
Input Voltage	3.3V

Pinout diagram

This table shows how the pinout on **SAML Touch Click** corresponds to the pinout on the mikroBUS™ socket (the latter shown in the two middle columns).

Notes	Pin					Pin	Notes
	NC	1	AN	PWM	16	NC	
	NC	2	RST	INT	15	NC	
	NC	3	CS	RX	14	TX	UART Transmit
	NC	4	SCK	TX	13	RX	UART Receive
	NC	5	MISO	SCL	12	NC	
	NC	6	MOSI	SDA	11	NC	
Power Supply	3.3V	7	3.3V	5V	10	NC	
Ground	GND	8	GND	GND	9	GND	Ground

Onboard settings and indicators

Label	Name	Default	Description
LD1 - LD6	-	-	Capacitive slide bargraph indicator
LD7	-	-	Touch button 1 LED indicator
LD8	-	-	Touch button 2 LED indicator

Mikroe produces entire development toolchains for all major microcontroller architectures.

Committed to excellency, we are dedicated to helping engineers bring the project development up to speed and achieve outstanding results.



ISO 27001: 2013 certification of informational security management system.
ISO 14001: 2015 certification of environmental management system.
OHSAS 18001: 2008 certification of occupational health and safety management system.



ISO 9001: 2015 certification of quality management system (QMS).

Software support

We provide a library for the **SAML Touch Click** on our [LibStock](#) page, as well as a demo application (example), developed using MikroElektronika [compilers](#). The demo can run on all the main MikroElektronika [development boards](#).

Library Description

The library contains the function which parses the response received by the module, and checks the buttons and slider.

Key functions:

- void samltouch_parser(char *dataIn, samltouch_state_T *state) - The function parses the response it receives

Examples description

The application is composed of the three sections :

- System Initialization - Initializes UART used for the communication with SAML Touch module and UART used for information logging.
- Application Initialization - Initializes driver init and timer init.
- Application Task - running in parallel core state machine. Check that the button 1 or button 2 or the active slider is pressed. If it detects that the buttons 1 or 2 are pressed, it logs a button detection message. If it detects that the slider is active, it logs a message that the slider is active and its current position is 0-255.

Additional Functions :

All additional functions such as timer initialization and default handler.

The full application code, and ready to use projects can be found on our [LibStock](#) page.

Other mikroE Libraries used in the example:

- String
- UART
- Conversions

Additional notes and informations

Depending on the development board you are using, you may need [USB UART click](#), [USB UART 2 click](#) or [RS232 click](#) to connect to your PC, for development systems with no UART to USB interface available on the board. The terminal available in all MikroElektronika [compilers](#), or any other terminal application of your choice, can be used to read the message.

mikroSDK

This click board is supported with [mikroSDK](#) - MikroElektronika Software Development Kit. To ensure proper operation of mikroSDK compliant click board demo applications, mikroSDK

Mikroe produces entire development toolchains for all major microcontroller architectures.

Committed to excellency, we are dedicated to helping engineers bring the project development up to speed and achieve outstanding results.



ISO 27001: 2013 certification of informational security management system.
ISO 14001: 2015 certification of environmental management system.
OHSAS 18001: 2008 certification of occupational health and safety management system.



ISO 9001: 2015 certification of quality management system (QMS).

should be downloaded from the [LibStock](#) and installed for the compiler you are using.

For more information about mikroSDK, visit the [official page](#).

Resources

[mikroBUS™](#)

[mikroSDK](#)

[Click board™ Catalog](#)

[Click Boards™](#)

Downloads

[SAML Touch click example on Libstock](#)

[SAM L10/L11 datasheet](#)

[SAML Touch click 2D and 3D files](#)

[SAML Touch click schematic](#)

Mikroe produces entire development toolchains for all major microcontroller architectures.

Committed to excellency, we are dedicated to helping engineers bring the project development up to speed and achieve outstanding results.



ISO 27001: 2013 certification of informational security management system.
 ISO 14001: 2015 certification of environmental management system.
 OHSAS 18001: 2008 certification of occupational health and safety management system.



ISO 9001: 2015 certification of quality management system (QMS).