

MLG0603P3N7ST000



Applications	Commercial Grade
Feature	<div>MultilayerMultilayer</div> <div>Non-Mag CoreNon-Magnetic Core (Dielectric Ceramic)</div> <div>High QHigh Q</div>
Series Type	MLG-P
Status	Production
Brand	TDK



Size	
Length(L)	0.60mm ±0.03mm
Width(W)	0.30mm ±0.03mm
Thickness Height	0.30mm ±0.03mm
Recommended Land Pattern (A)	0.25mm Nom.
Recommended Land Pattern (B)	0.30mm Nom.
Recommended Land Pattern (C)	0.30mm Nom.

Electrical Characteristics	
Inductance	3.7nH ±0.3nH at 500MHz
Rated Current	400mA
DC Resistance [Typ.]	140mΩ
DC Resistance [Max.]	200mΩ
Self Resonant Frequency [Min.]	6.5GHz
Self Resonant Frequency [Typ.]	7.4GHz
Q [Min.]	14 at 500MHz
Q [Typ.]	18 at 500MHz

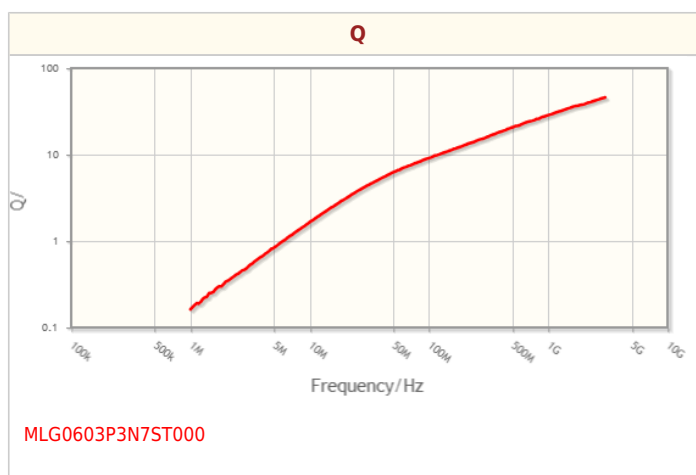
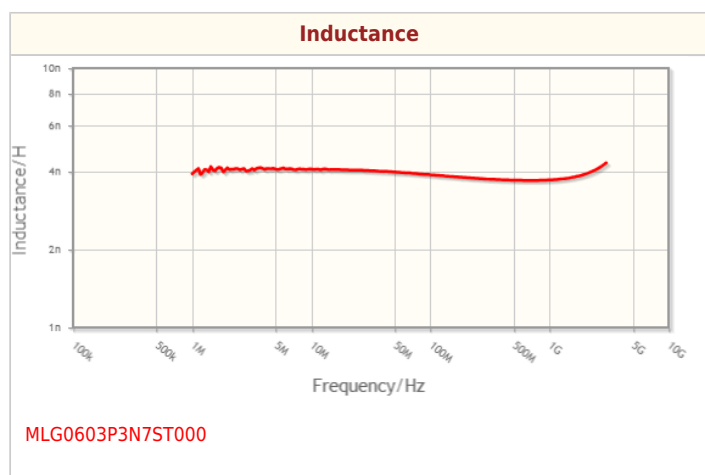
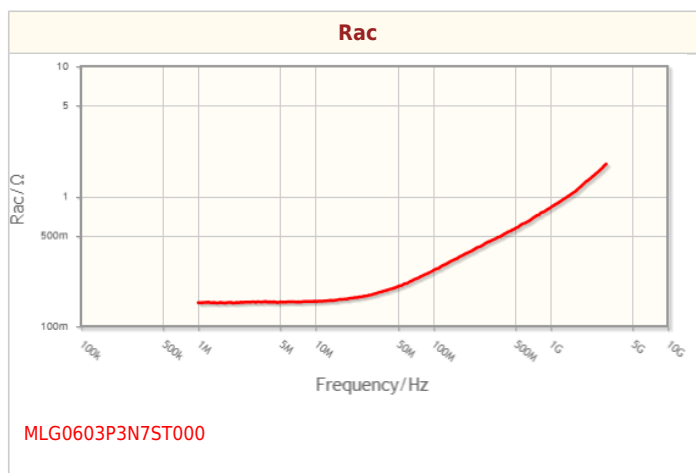
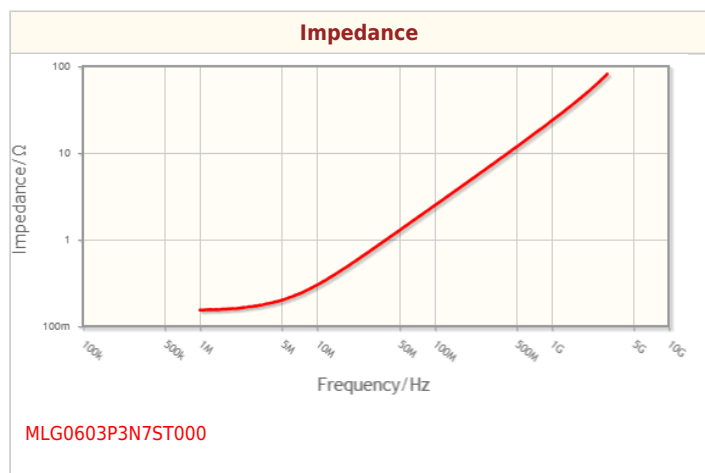
Other	
Operating Temp. Range	-55 to 125°C
Soldering Method	Reflow
AEC-Q200	NO
Packing	Punched (Paper)Taping [180mm Reel, Tape width 8mm]
Package Quantity	15000pcs
Weight	0.0002g

! Images are for reference only and show exemplary products.
! This PDF document was created based on the data listed on the TDK Corporation website.
! All specifications are subject to change without notice.

MLG0603P3N7ST000



Characteristic Graphs(This is reference data, and does not guarantee the products characteristics.)





Associated Images

