

Electrical data	
Nominal current	1.5 A
Insulation resistance	≥ 500 MΩ
Specialty functions	With shield connection

Safety and protection	
Dielectric strength (contact/contact) (AC, 1 min)	1 kVrms

Connection data	
Mating cycles	500
Transmission length (max.)	100 m
Connection Cable	Cat. 5 (min.)

Connection 1	
Pluggable connector	RJ-45 (shielded)
Pole number 1	8
Connection type	System

Connection 2	
Design	PCB terminal blocks
Pole number	5
Connection type	System
Connection technology	CAGE CLAMP®
WAGO connector	WAGO 739 Series
Solid conductor	0.08 ... 1.5 mm² / 28 ... 14 AWG
Fine-stranded conductor	0.08 ... 1.5 mm² / 28 ... 14 AWG
Strip length	5 ... 6 mm / 0.2 ... 0.24 inches



Physical data		
Width		24 mm / 0.945 inches
Height		85 mm / 3.346 inches
Depth from upper-edge of DIN-rail		40 mm / 1.575 inches

Mechanical data		
Mounting type		DIN-35 rail
Housing design		Mounting carrier
Mating cycles		500

Material data		
Fire load		0.776 MJ
Weight		32.6 g

Environmental requirements		
Ambient temperature (operation)		-40 ... +85 °C (Actuation: -35 ... +85 °C)
Ambient temperature (storage)		-40 ... +85 °C
Relative humidity		≤ 85 % (non-condensing)

Commercial data		
Product Group		6 (INTERFACE ELECTRONIC)
PU (SPU)		10 (1) pcs
Packaging type		Box
Country of origin		DE
GTIN		4045454317492
Customs tariff number		85366990990

Product classification		
UNSPSC		39121402
eCl@ss 10.0		19-17-90-01
eCl@ss 9.0		19-17-90-01
ETIM 9.0		EC001121
ETIM 8.0		EC001121
ECCN		NO US CLASSIFICATION

Environmental Product Compliance		
RoHS Compliance Status		Compliant,No Exemption



Downloads

Environmental Product Compliance

Compliance Search			
Environmental Product Compliance 289-174			

Documentation

Bid Text			
289-174	09.02.2015	doc 26.00 KB	
289-174	19.02.2019	xml 3.52 KB	

Instruction Leaflet			
Operation and Assembly Instructions Interface	V 1.0.0 02.04.2025	pdf 1246.19 KB	

CAD/CAE-Data

CAD data	
2D/3D Models 289-174	


CAE data	
EPLAN Data Portal 289-174	
WSCAD Universe 289-174	
ZUKEN Portal 289-174	

1 Compatible Products


1.1 Optional Accessories

1.1.1 Marking


1.1.1.1 Marking strip



**Item No.: 709-196**  
Marking strips; for laser printer; translucent



**Item No.: 709-177**  
Marking strips; on reel; 7.5 mm wide; not stretchable; plain; snap-on type; translucent



**Item No.: 709-178**  
Marking strips; on reel; 7.5 mm wide; not stretchable; plain; snap-on type; white

1.1.2 Shield termination

1.1.2.1 Shield clamping saddles



**Item No.: 790-108**  
Shield clamping saddle; 11 mm wide; diameter of compatible conductor; 3 ... 8 mm



**Item No.: 790-208**  
Shield clamping saddle; 12.4 mm wide; 3 ... 8 mm



1.1.3 Tool

1.1.3.1 Operating tool



Item No.: 210-719  
Operating tool; Blade: 2.5 x 0.4 mm; with a partially insulated shaft