

6

5

4

3

2

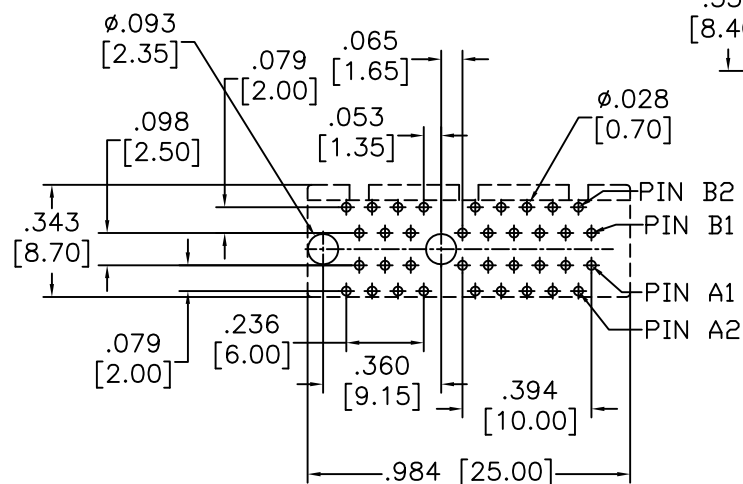
1

APPROVED: _____

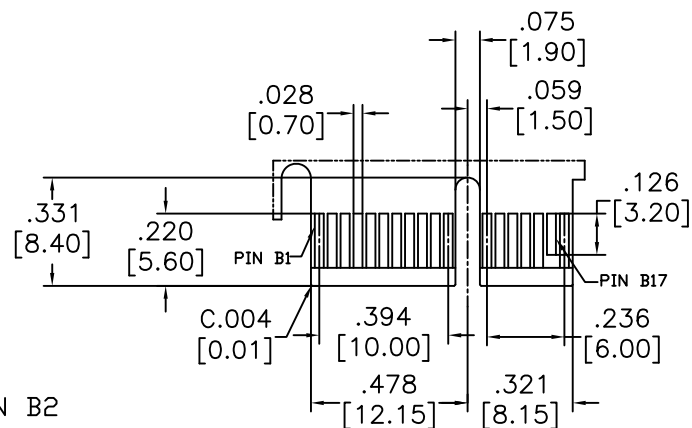
DATE: _____ TITLE: _____

Rev AWO # Description Date Appr

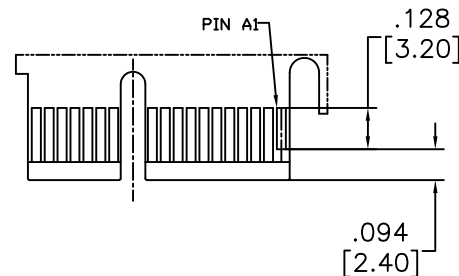
SEE SHT 1 OF 2 FOR REVISION



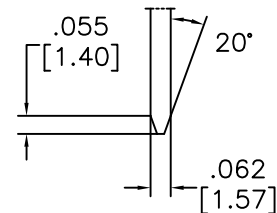
P.C.B Layout



Primary (Component) Side



Secondary (Solder) Side



UNLESS OTHERWISE SPECIFIED
ALL DIMENSIONS ARE INCHES [MM]
TOLERANCES: EXCEPT AS NOTED
INCHES HOLES
.X ± .10 Ø.X ± .10
.XX ± .020 Ø.XX ± .015
.XXX ± .015 Ø.XXX ± .010

APPROVALS

DATE

DRAWN

AY

1/29/19

CHECKED

RC1

1/29/19

APPROVED

ADAM
TECH
INTERCONNECTS

909 Rahway Avenue,
Union, NJ 07083
Phone: 908-687-5000
Fax: 908-687-5710

TITLE
PCI EXPRESS CARD CONNECTOR, 36 PIN,
VERTICAL, SEL GOLD, PACKING: TRAY

SIZE
X

PART NO.

PCIE-36-X-HT-TY

REV.
-

REF: S00078T

SCALE: NTS

SHEET 2 OF 2

6

5

4

3

2

1