版数 REV.	年月日 DATE	DCN NO.	変更内容 DESCRIPTION	製図 DR.	担当 CHK.	査閲 APPD.	承認 APPD.

図面番号(DRAWING NO.) SJ100915

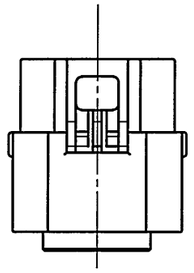

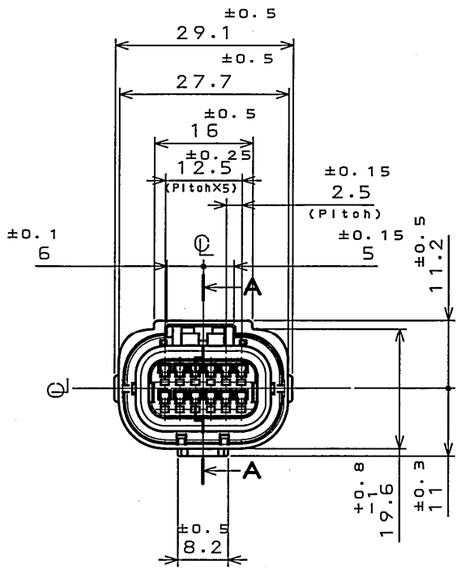

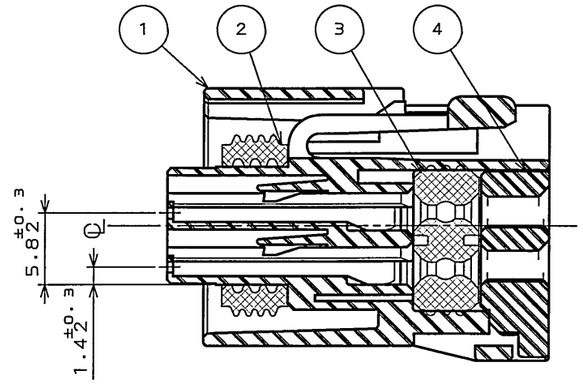

SECT. A-A
(SCALE 2:1)

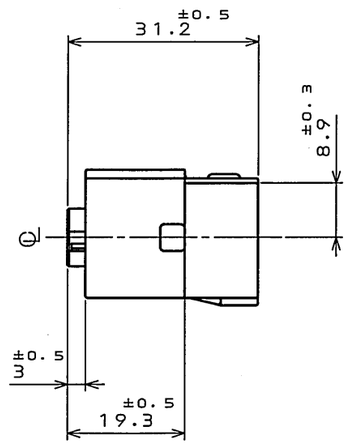

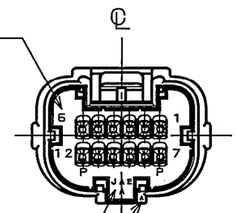

端子番号1,6,7,12刻印
Raised contact number (1,6,7,12)

社標、キャビマーク刻印
キャビマークは金型キャビ毎にA,B,C・・・の順に刻印する。
Raised company logo and cavity mark. Cavity mark appears in alphabetical order.

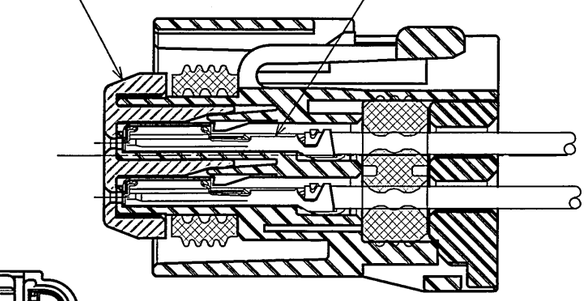

Contacts assembly figure(REF)
(SCALE 2:1)

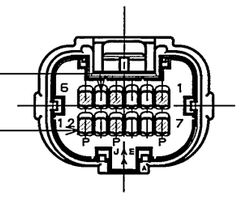

▨ 部分適用電線サイズ
電線呼び 0.3～1.25sq
被覆外形 φ1.4～φ2.3
使用可能電線例
AVSS 0.3～1.25
AVSS 0.3f～1.25f等

▨ Contact cavity applicable wire size
Wire size:0.3～1.25mm²
(Conductors calculated area)
Overall diameter:φ1.4～2.3
For example
AVSS 0.3～1.25
AVSS 0.3f～1.25f

□ 部分適用電線サイズ
電線呼び 0.5～0.85sq
被覆外形 φ1.4～φ1.9
使用可能電線例
AVSS0.3～0.85
AVSS0.3f～0.75f等

□ Contact cavity applicable wire size
Wire size:0.3～0.85mm²
(Conductors calculated area)
Overall diameter:φ1.4～1.9
For example
AVSS 0.3～0.85
AVSS 0.3f～0.75f

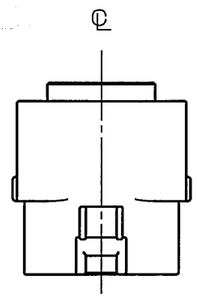

符号 NO.	名称 DESCRIPTION	個数 QTY.	材料 MATERIAL	仕上 FINISH	備考 REMARKS
4	Rear cover	1	30%GF PBT	Color:Gray	
3	Grommet	1	Silicone rubber	Color:Light green	
2	Seal rubber	1	Silicone rubber	Color:Blue	
1	Socket housing	1	30%GF PBT	Color:Black	

仕様書(SPECIFICATION) JACS-1728

第1版(ORIGINAL DATE) 30.Aug.2004

尺度(SCALE) 1:1

シリーズ(SERIES) MX23A

一般公差(GENERAL TOLERANCE)

寸法(DIMENSION)	角度(ANGLES)
. ±0.8	X° ±
.X ±0.4	X°X' ±
.XX ±0.1	
.XXX ±	

製図 DR.	—
担当 CHK.	Y.NAKAMURA
査閲 APPD.	N. Oiri
承認 APPD.	T. Totani

名称(TITLE)
MX23A12SF1
MX23A
12 CONDUCTORS
SOCKET HOUSING

質量(MASS)

日本航空電子工業株式会社
JAPAN AVIATION ELECTRONICS INDUSTRY, LTD.

図面番号(DRAWING NO.) SJ100915

版数(REV.) 1

SIZE A3

DOF-0-212E(03.08)

0 10 20 30 40 50 60 70 80 90 100

JAE-CONNECTOR.COM
Reference only

JAE CONNECTOR DIV. PROPRIETARY.
COPYRIGHT (C) 2004, JAPAN AVIATION ELECTRONICS INDUSTRY, LTD.

Downloaded from Arrow.com.