This document is the property of Amphenol Corporation and is delivered on the express condition that it is not to be disclosed, reproduced or used, in whole or in part, for manufacture or sale by anyone other than Amphenol Corporation without its prior concert, & that no right is granted to disclose or to use any information in this document.

CUSTOMER DRAWING

REVISIONS				
SYM	ECN	DESCRIPTION	DATE	APPROVED
1	CDXXXX	NEW RELEASE	Jan.7,2016	YH
2	CD0874	UPDATED THE DIMENSION	Jul.13,2016	YH
3	CD0874	ADD G KEY IN	Jul.25,2016	YH

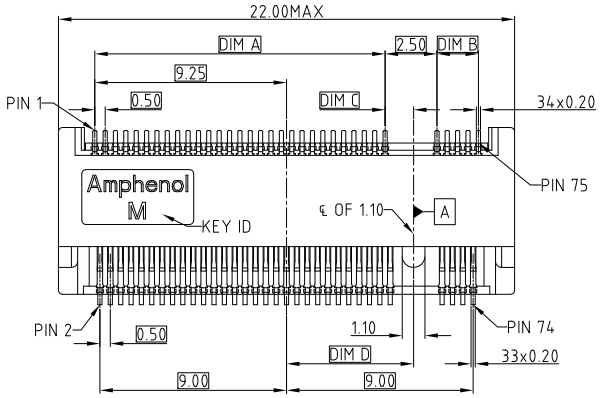

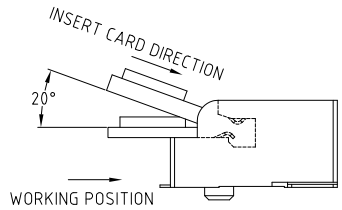

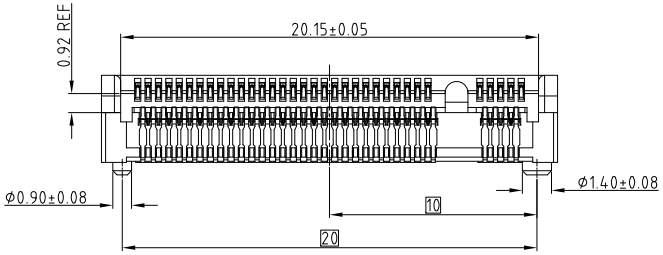

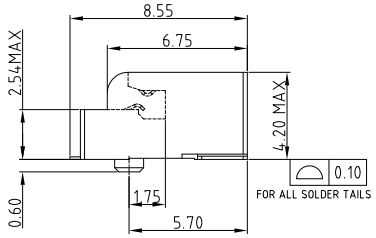

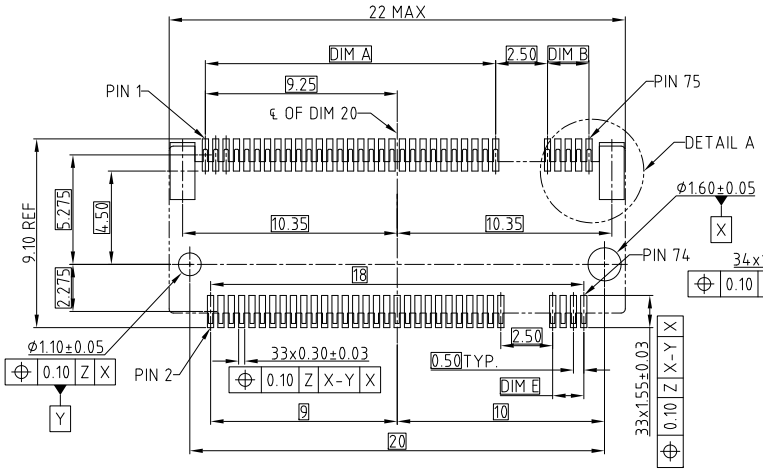

RECOMMENDED M.2 MINI CARD MOUNTING TYPE_SMT_PCB OUTLINE
DATUM Z: PCB SOLDER SURFACE

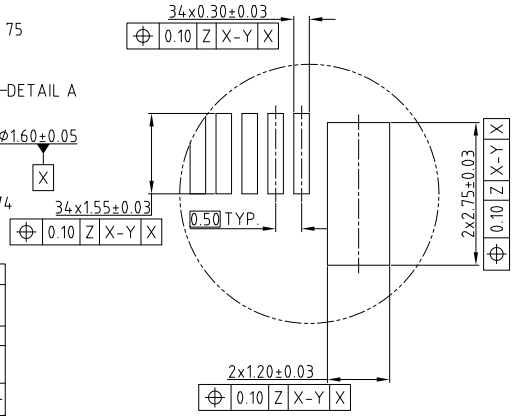

DETAIL A
SCALE 2.5:1

NOTE:
1. MATERIAL:
   PLASTIC: LCP, UL 94V-0, BLACK
   CONTACT: COPPER ALLOY
   BOARD LOCK: ALLOY
2. FINISHED:
   CONTACT AREA: SEE P/N SYSTEM
   SOLDER AREA: GOLD FLASH
   BOARD LOCK: TIN PLATING 2.54um MIN
   UNDERPLATED: NI PLATING 1.27um MIN.
3. ELECTRICAL PERFORMANCE:
   3.1 CURRENT RATING: 0.5A PER PIN, VOLTAGE RATING: 50 VAC PER PIN
   3.2 DIELECTRIC STRENGTH: 300V AC FOR 1 MINUTE
   3.3 INSULATION RESISTANCE: 500MΩ MIN
   3.4 CONTACT RESISTANCE: 55mΩ MAX
   3.5 OPERATION TEMPERATURE: -40°C TO +80°C
4. DIMENSIONING SHALL BE INTERPRETED PER ASME Y14.5M 1994
5. MATERIAL SHOULD BE FULFILLED AMPHENOL SPEC# S-SN-002
   FOR HALOGEN FREE PRODUCTS, ALSO NEED TO MEET # S-SN-004

ORDER P/N SYSTEM:
MDT 420 X XX 002

PLATING
01 0.76 MICRONS GOLD PLATING
02 0.38 MICRONS GOLD PLATING
03 GOLD FLASH

CONNECTOR KEY ID
A - KEY A
B - KEY B
E - KEY E
M - KEY M
G - KEY G
...

KEY ID	DIM.A	DIM.B	DIM.C	DIM.D	DIM.E	REMARK
G	9.0	7.0	1.375	1.125	6.50	NOT TOOLED
M	14.0	2.0		6.125	1.50	
E	5.5	10.5	1.125	-2.625	10.50	
B	2.5	13.5		-5.625	13.50	
A	1.5	14.5		-6.625	14.50	

UNLESS OTHERWISE SPECIFIED
TOLERANCES

	U.S.	METRIC
.X +/-		0.50
.XX +/-		0.25
.XXX +/-		
FRACTIONS +/-		
ANGLES +/-		5°

FOR MATERIALS AND FINISHES SEE NOTES
REMOVE SHARP EDGES
DIMENSIONS
~~U.S.~~ ~~INCHES~~
(METRIC) (MM)

APPROVAL		DATE
DRAWN	Teng.Cao	Jul.25,2016
CHECKED	Ly.Yi	Jul.25,2016
APPROVED		

DRAWING FILE :
INTERNAL\DRAWING\M.2\CMDT420XXX002

ANGLE OF PROJECTION

Amphenol

TITLE
M.2 MINI PCIe CONECTOR

SIZE	DRAWING NO.	REV.
A3	C MDT-420-X-XX-002	3
SCALE	NONE	SHEET 1 OF 1

Downloaded from Arrow.com.