






Product Status	Production
Applications	Commercial Grade
Feature	No DirectivityNo Directivity
	MultilayerMultilayer
	ShieldMagnetic Shield
	Ferrite CoreFerrite Core
Series Type	MLF
Brand	TDK
Environmental Compliance	<div><div>RoHS</div><div>REACH</div><div>Halogen Free</div><div>Lead Free</div></div>



Size	
Length(L)	2.00mm ±0.20mm
Width(W)	1.25mm ±0.20mm
Thickness Height	1.25mm ±0.20mm
Recommended Land Pattern (A)	0.80mm Nom.
Recommended Land Pattern (B)	1.00mm Nom.
Recommended Land Pattern (C)	1.20mm Nom.

Electrical Characteristics	
Inductance	56μH ±10% at 2MHz
Rated Current (L Change) [Typ.]	
Rated Current (L Change) [Max.]	4mA
Rated Current (Temperature Rise) [Typ.]	
Rated Current (Temperature Rise) [Max.]	
DC Resistance [Typ.]	1.8Ω
DC Resistance [Max.]	2.8Ω
Rated Voltage [Max.]	
Self Resonant Frequency [Min.]	10MHz
Self Resonant Frequency [Typ.]	18MHz
Q [Min.]	35 at 2MHz
Q [Typ.]	55 at 2MHz

Other	
Operating Temp. Range	-40 to 85°C
Soldering Method	Reflow
	Iron Soldering
AEC-Q200	NO
Packing	Embossed (Plastic)Taping [180mm Reel]

! Images are for reference only and show exemplary products.

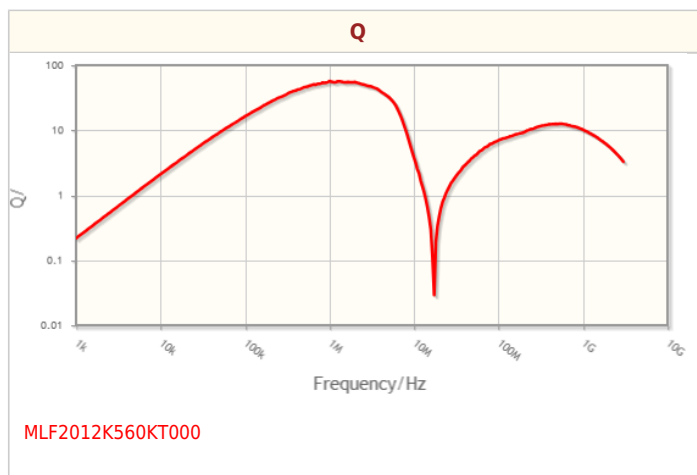
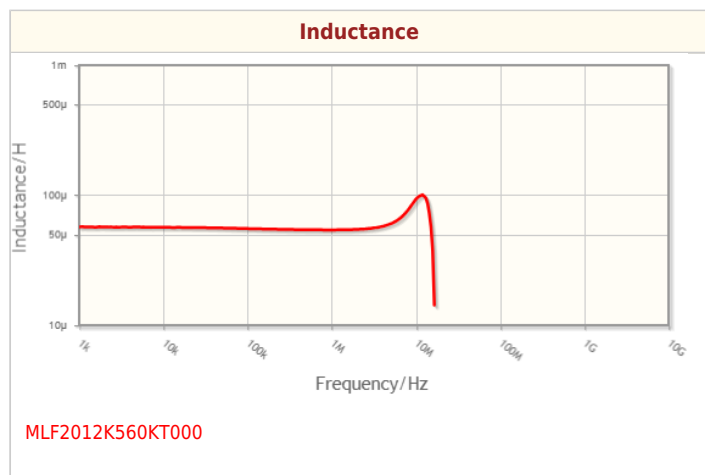
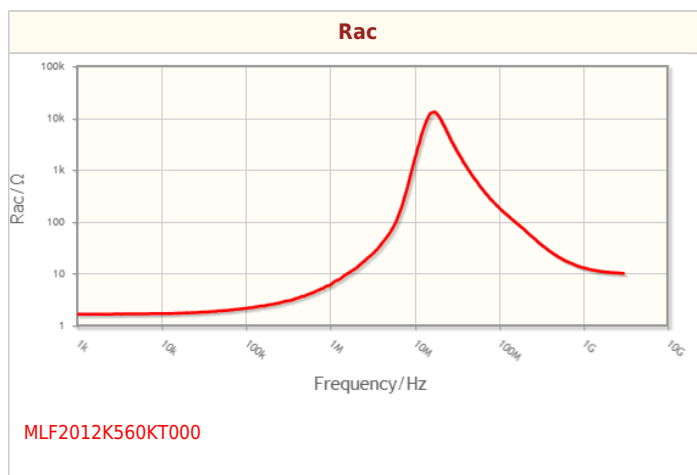
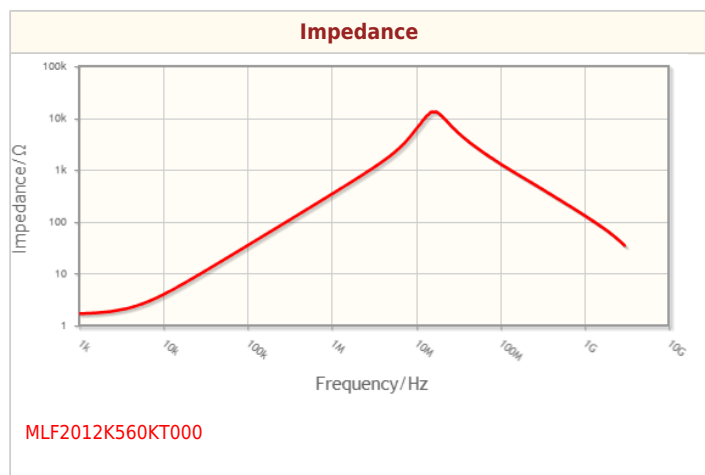
! This PDF document was created based on the data listed on the TDK Corporation website.

! All specifications are subject to change without notice.

Package Quantity	2000pcs
Weight	0.014g

MLF2012K560KT000

Characteristic Graphs(This is reference data, and does not guarantee the products characteristics.)



Associated Images

