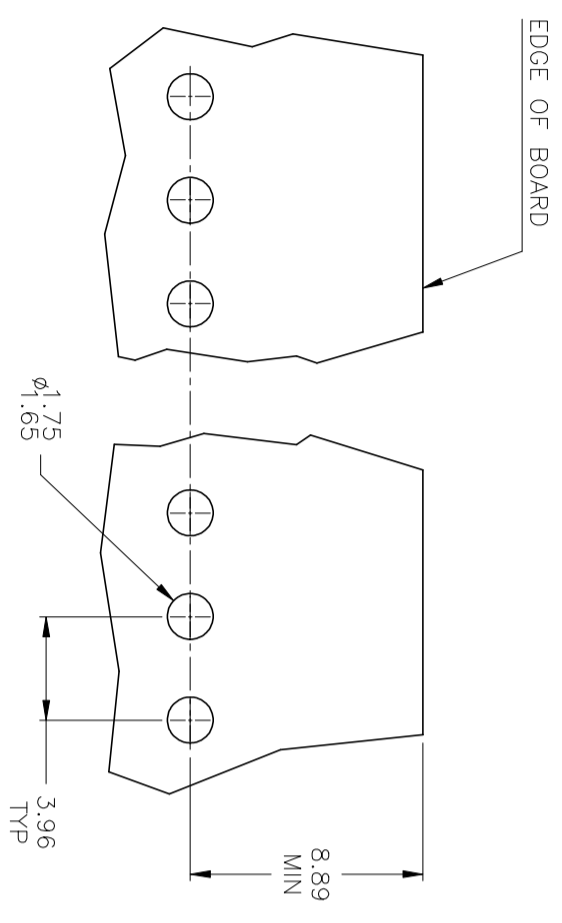
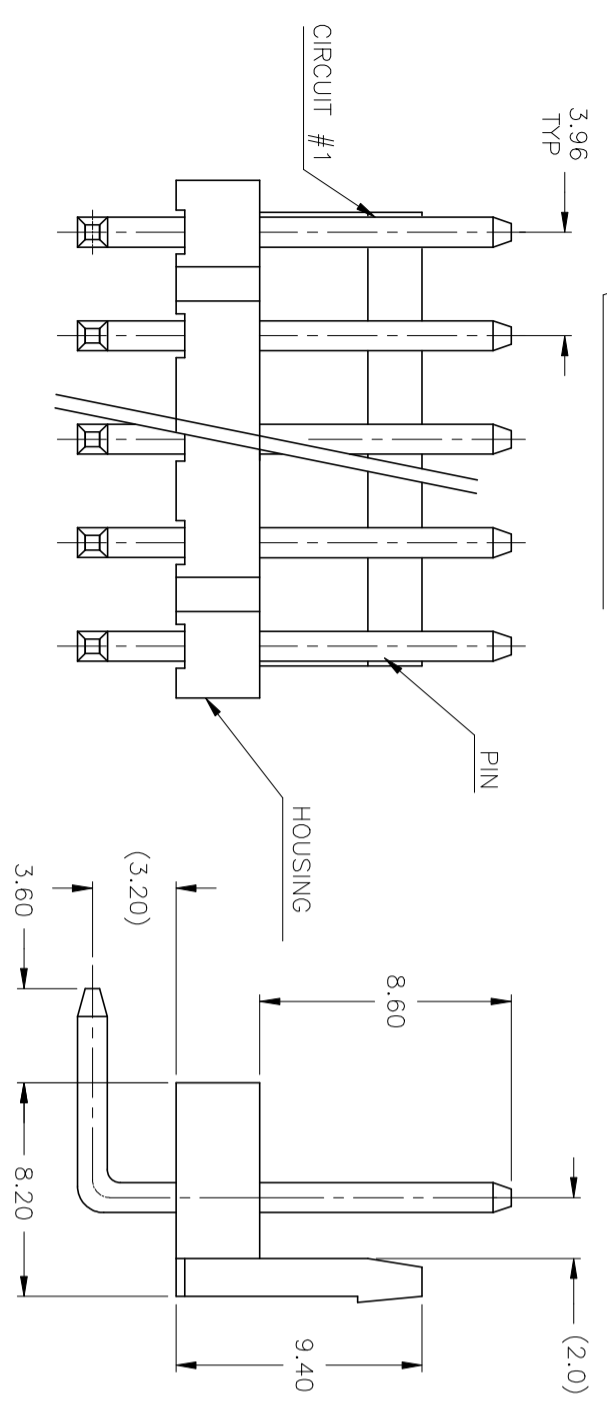
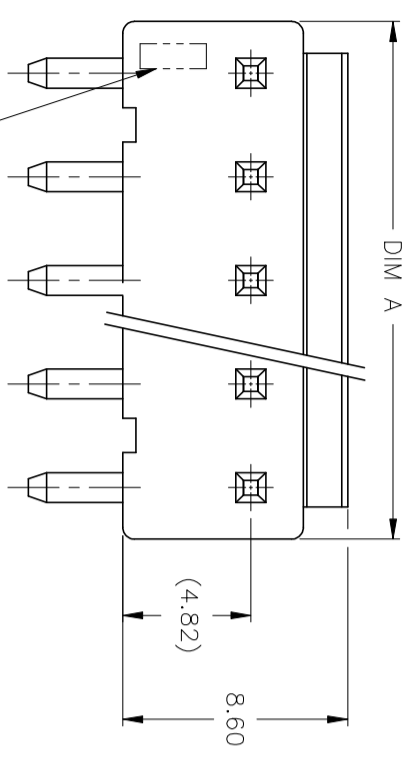


| P | LR | DESCRIPTION | DATE | BY | APPD |
|-----|----|---------------------------|-----------|------|------|
| B10 | | REVISED PER ECR-24-230423 | 25DEC2024 | N.H. | L.C. |



- 1 MATERIAL:
HOUSING: NYLON, UL94-V0
PIN: BRASS.
- 2 FINISH:
PIN: 80U" MIN. TIN PLATED ON CONTACT AREA.
- 3 COMPLY WITH GLOW WIRE REQUIREMENTS FOR PARTS OF NON-METALLIC MATERIAL SUPPORTING A CURRENT-CARRYING CONNECTION DETAILED IN IEC 60335-1, SECTION 30(GWT)
- 4 SKETCHES SHOW NO PINS MISSING.
- 5 "O" WITH PIN
"X" WITHOUT PIN.

| PIN POSITIONS | 1 | 2 | 3 | 4 | 5 | 6 | 7 | 8 | 9 | 10 | 11 | 12 | NO. OF POSITIONS | COLOR | DIM A ±0.30 | PART NUMBER |
|---------------|---|---|---|---|---|---|---|---|---|----|----|----|------------------|---------|-------------|-------------|
| | 0 | X | 0 | 0 | 0 | X | 0 | 0 | | | | | 7 | NATURAL | 27.72 | 1-1744525-7 |
| | 0 | 0 | 0 | 0 | 0 | X | 0 | X | 0 | | | | 9 | NATURAL | 35.64 | 3-1744525-9 |
| | 0 | 0 | X | 0 | 0 | X | 0 | X | 0 | | | | 9 | NATURAL | 35.64 | 2-1744525-9 |
| | 0 | 0 | 0 | X | 0 | X | 0 | | | | | | 7 | NATURAL | 27.72 | 1744525-7 |
| | X | 0 | 0 | 0 | X | 0 | X | 0 | X | | | | 9 | NATURAL | 35.64 | 1-1744525-9 |
| | 0 | 0 | 0 | 0 | 0 | 0 | 0 | 0 | 0 | X | 0 | | 2 | NATURAL | 7.92 | 1744525-2 |
| | 0 | X | 0 | 0 | X | 0 | 0 | X | 0 | | | | 9 | NATURAL | 43.56 | 1-1744525-1 |
| | 0 | X | 0 | 0 | 0 | | | | | | | | 11 | NATURAL | 35.64 | 1744525-9 |
| | 0 | X | 0 | 0 | 0 | | | | | | | | 9 | NATURAL | 23.76 | 2-1744525-6 |
| | 0 | X | 0 | 0 | X | 0 | | | | | | | 6 | NATURAL | 23.76 | 2-1744525-6 |
| | 0 | X | 0 | 0 | 0 | | | | | | | | 5 | NATURAL | 19.80 | 2-1744525-5 |
| | 0 | X | 0 | 0 | 0 | | | | | | | | 4 | NATURAL | 15.84 | 2-1744525-4 |
| | 0 | X | 0 | 0 | 0 | X | 0 | 0 | 0 | 0 | 0 | 0 | 12 | NATURAL | 47.52 | 1-1744525-2 |
| | 0 | 0 | X | 0 | 0 | | | | | | | | 5 | NATURAL | 19.80 | 1744525-5 |
| | 0 | 0 | X | 0 | 0 | | | | | | | | 4 | NATURAL | 15.84 | 1744525-4 |
| | 0 | X | 0 | | | | | | | | | | 3 | NATURAL | 11.88 | 1744525-3 |

THIS DRAWING IS A CONTROLLED DOCUMENT.

| | |
|-------------|--|
| DIMENSIONS: | TOLERANCES (UNLESS OTHERWISE SPECIFIED): |
| mm | 0 PLG ± 0.3 |
| | 1 PLG ± 0.25 |
| | 2 PLG ± 0.13 |
| | 3 PLG ± 0.05 |
| | 4 PLG ± 0.05 |
| | ANGLES ± 30° |

APPROVED: TOM MICHELLETTI, 22MAR13
 CHECKED: JR RUTH, 22MAR13

NAME: ECONOMY POWER CONNECTOR, RIGHT ANGLE HEADER,
 3.96MM PITCH

SIZE: A2, CAGE CODE: 00779, DRAWING NO: 1744525

CUSTOMER DRAWING: SCALE: N/A, SHEET: 1 of 1, REV: B10