REV.	DATE	ECR.NO	DESCRIPTION
A	06/05/03	--	UPDATE DRAWING FORMAT
B	11/19/03	--	MODIFY MOUNTING POST
C	10/30/06	--	UPDATE DRAWING SPECS
D	09/27/10	2012	HARDWARES REMOVED

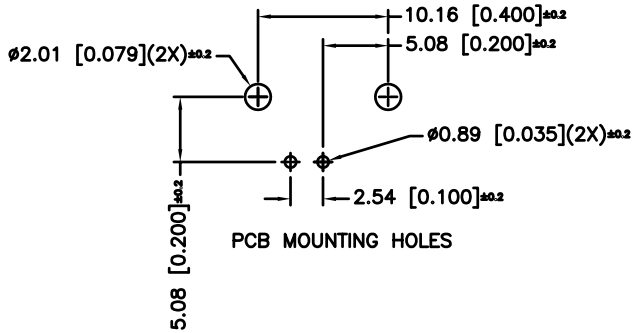

PCB MOUNTING HOLES

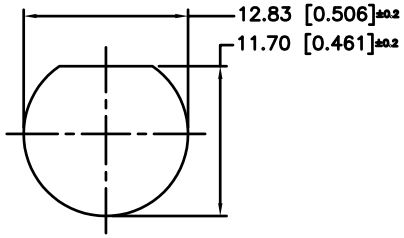

RECOMMENDED MOUNTING HOLE

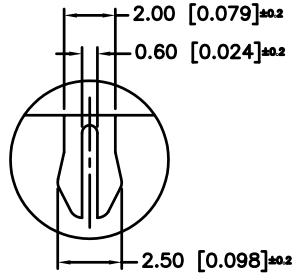

DETAIL –A–
(2X SCALE)

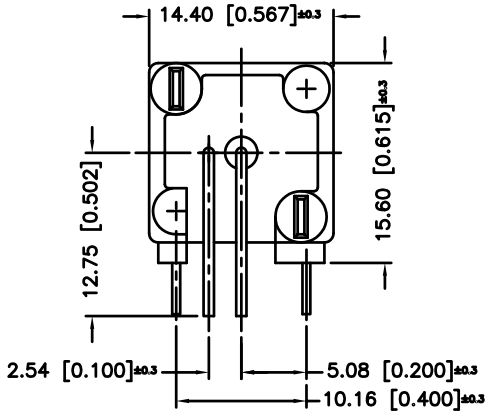

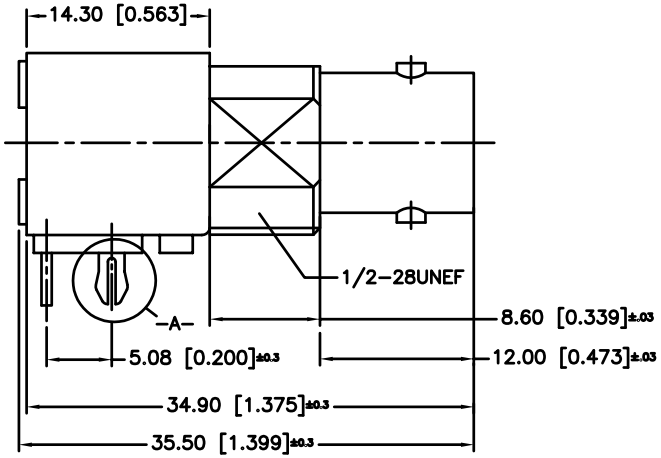

NOTE:
1. MAX. PANEL THICKNESS = 5mm [0.197]

	DESCRIPTION	MATERIAL	FINISH	QTY
3	CONTACT PIN	PHOS. BRONZE	GOLD	1
2	INSULATOR	P.P.	NATURAL	1
1	BODY	ZINC DIECAST	NICKEL	1

UNLESS OTHERWISE SPECIFIED DIMENSIONS ARE IN MILLIMETERS. DIMENSIONS IN [ ] ARE IN INCHES AND FOR CUSTOMER REFERANCE ONLY.

UNLESS OTHERWISE SPECIFIED TOLERANCES FOR MILLIMETERS ARE:
0.5 – 8mm ± 0.20mm
8 – 30mm ± 0.40mm
30 – 120mm ± 0.50mm

UNLESS OTHERWISE SPECIFIED TOLERANCES FOR INCHES ARE:
.020 – .315 = ± 0.007"
.315 – 1.180 = ± 0.015"
1.180 – 4.724 = ± 0.020"

DO NOT SCALE DRAWING

APPROVALS		DATE
DRAWN	G.R.S.	11/19/03
CHECKED		
ISSUED		
SHEET	1 OF 1	
CAD FILE	C:/112/112503.DWG	

Amphenol Connex

PART DESCRIPTION: BNC R/A PC MOUNT RECEPT. JACK

PART NO. 112503

DWG. NO. 112503.DWG | REV. D | SIZE A | SCALE NA

Downloaded from Arrow.com.