Alle Rechte vorbehalten/ *All rights reserved*

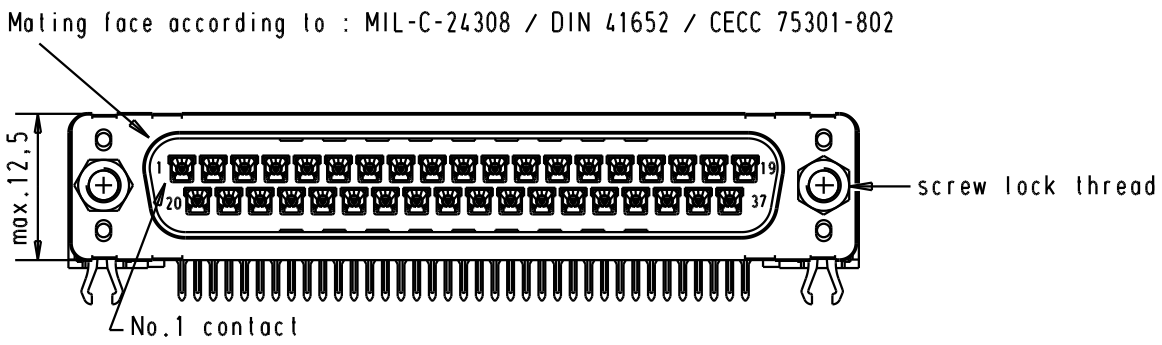

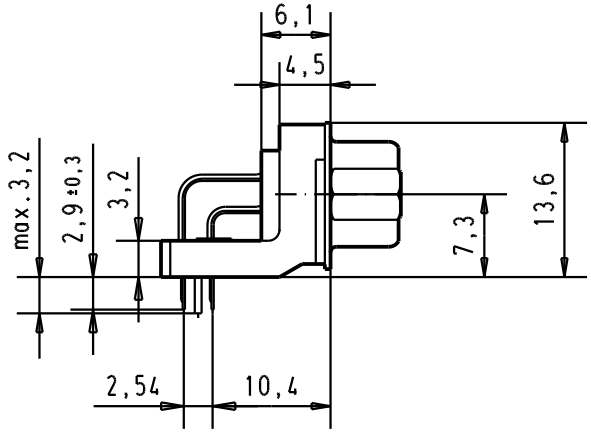

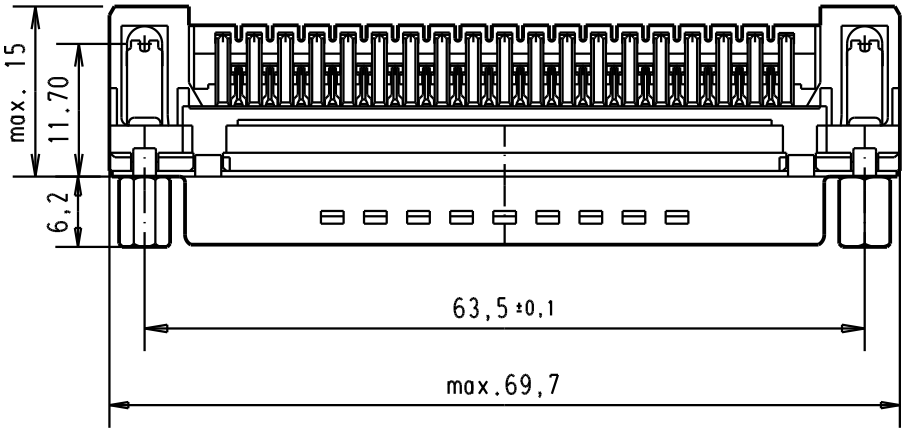

PCB layout hole
component side

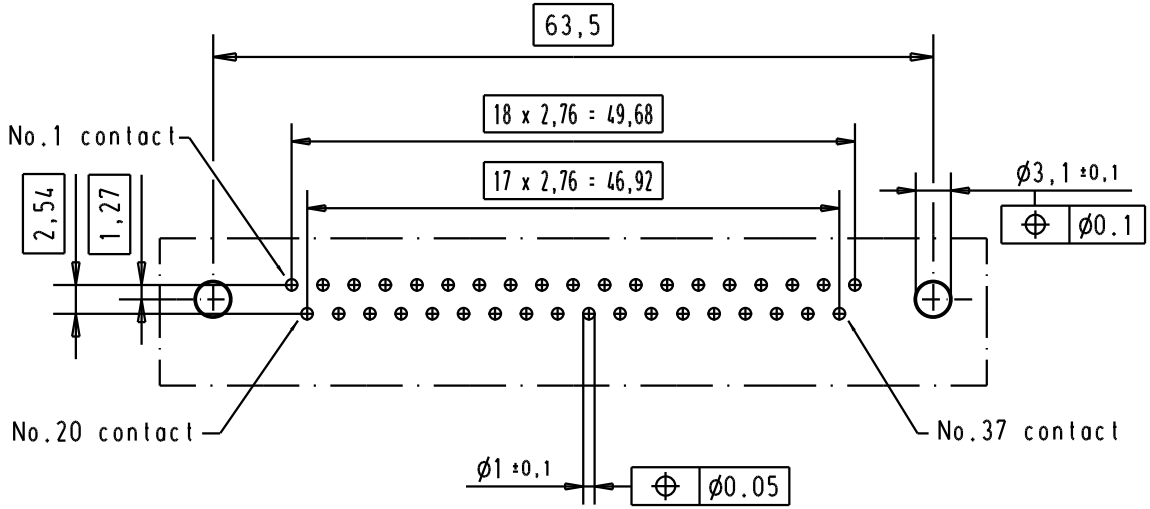

Connector retention and insertion forces on the PCB = 25 / 80 newtons

Part number	Screw lock thread	Performance level	Mod.	Dat.	Name
09 65 462 3833	M3	1			
09 65 462 6833	M3	2			
09 65 462 7833	M3	3			
09 65 462 3813	4-40 UNC	1			
09 65 462 6813	4-40 UNC	2	31892	22/04/04	JH
09 65 462 7813	4-40 UNC	3	31084	04/SEP/02	YT

	Dat.	Name
Detail.	04/SEP/02	YT
Insp.		
Stand.		

All Dim. in mm
Orig. Size DIN A 4

D-Sub, male, standard angle, 37 poles, with solder pin, screw lock, grounding board lock

Maßstab/ *Scale* 1.5:1

HARTING EURL
F-95972 Paris

TB 0965462x8x3

Sub.

Blatt/ *Page* 1

Downloaded from Arrow.com.