

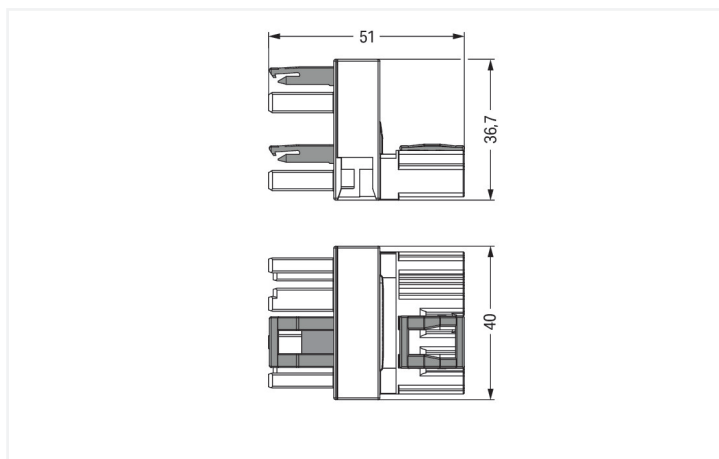
Data Sheet | Item Number: 770-945

h-distribution connector; 4-pole; Cod. A; 1 input; 2 outputs; outputs on one side; 3 locking levers; for flying leads; black

<https://www.wago.com/770-945>



Color: ■ black



Dimensions in mm

Distribution connector *WINSTA*® MIDI rated current 25 A

The *WINSTA*® MIDI distribution connector with locking latch provides the foundation for assembly of solid and fine-stranded conductors. Whether on PCBs, in control cabinets or for connecting lights – pluggable installation connectors from WAGO allow you to establish connections according to many different requirements in no time flat. For greater security in electrical installations, the pluggable installation connector is equipped with mechanical protection against mismatching. The pluggable installation connector is protected against ingress by solid objects in accordance with protection type IP20 (When mated: IP2xC (These compact connectors are not designed for use in open, easily accessible areas!)). The *WINSTA*® MIDI pluggable installation connector with A coding in white or black is normally used for general mains applications in power distribution. This pluggable installation connector is used for electrical currents up to 25 A. Thus the product is also suitable for high power loads. Our *WINSTA*® MIDI product line allows total flexibility for the electrical installation. Through its Push-in CAGE CLAMP® spring pressure connection technology, it guarantees time-saving, error-free installation and offers flexibility and customization for meeting all installation requirements.

WINSTA® MIDI solutions for your electrical installation – protected against mismatching and maintenance-free

WINSTA® is the pluggable connection system that is ideally tailored to the strict requirements of electrical installation. It allows fast, secure and, above all, error-free installation of components and cables. Now you can also cut installation costs without compromising quality and safety: with locking lever eliminates the need for servicing and prevents unnecessary downtime.

- effective protection against mismatching
- pre-assembled versions

- with A coding for a great number of uses
- ready for immediate use
- fast, secure installation

Notes

General safety information

1. Only to be used by a qualified electrician or by a person electrically instructed for the task (EIP per DIN VDE 0105-100).
 2. Do not install while energized or under load.
 3. Use only for its intended purpose.
 4. Observe applicable national regulations, standards and directives.
 5. Observe the technical specifications of the products.
 6. Ensure correct polarity assignment.
 7. Do not use damaged or contaminated components.
 8. Observe conductor types, conductor cross-sections, strip lengths and cable diameters.
 9. Insert conductors up to the stop.
 10. Use only with locking lever and strain relief.
 11. Use original accessories only.
- To be sold only with installation instructions!**

Electrical data

Ratings per	IEC/EN 60664-1		
Overvoltage category	III	III	II
Pollution degree	3	2	2
Nominal voltage	400 V	-	-
Rated impulse withstand voltage	6 kV	-	-
Rated current	25 A	-	-

Approvals per

UL 1977

Rated voltage	600 V
Rated current	23 A

General information

Note on contact resistance	approx. 1 mΩ of contact resistance approx. 0.25 mΩ contact transition plug/ socket
----------------------------	------------------------------------------------------------------------------------------

Connection Data

Total number of potentials	4
PE function	Preceding PE contact

Connection 1

Pole number	4
-------------	---

Physical data

Pin spacing	10 mm / 0.394 inches
Width	40 mm / 1.575 inches
Height	36.7 mm / 1.445 inches
Depth	51 mm / 2.008 inches

Mechanical data

Use	General mains applications
Coding	A
Marking	N ⊕ 2/L 1/L'
Potential marking	N ⊕ 2/L 1/L'
Mating force of a plug-in connection	Approx. 20 ... 70 N (depending on pole number)
Retention force of a plug-in connection	When locked: > 80 N
Unmating force of a plug-in connection	Unlocked: approx. 20 ... 70 N (depending on pole number)
Number of mating cycles	200, without resistive load
Type of distribution box	h-distribution connector, outputs at one end
Protection type	IP20; When mated: IP2xC (These compact connectors are not designed for use in open, easily accessible areas!)
Suitable	for flying leads

Plug-in connection

Mismating protection	Yes
Note on mismating protection	All <i>WINSTA</i> ® components are 100% protected against mismating when: a.) plugging different numbers of poles b.) plugging while rotated 180 c.) plugging while laterally staggered d.) plugging one pole
Locking lever	Yes
Locking of plug-in connection	Locking lever
Note on locking system	All connectors for mounted installations (snap-in versions for lighting fixtures or devices, all types of PCB and distribution connectors) are factory-equipped with locking levers to ensure plugs and sockets are securely locked. Additional locking levers are only required for flying leads (plug/socket).
Number of locking levers	3

Material data

Note (material data)	Information on material specifications can be found here
Color	black
Insulation material (main housing)	Polyamide (PA66)
Flammability class per UL94	V0
Contact material	Copper or copper alloy; surface-treated
Contact Plating	Tin
Fire load	0.501 MJ
Weight	32 g

Environmental requirements

Processing temperature	-5 ... +40 °C
Continuous operating temperature	-35 ... +85 °C
Note on continuous operating temperature	Insulating parts for temperatures ≤ 105 °C

Commercial data

Product Group	20 (Winsta)
PU (SPU)	25 (22) pcs
Packaging type	Box
Country of origin	DE
GTIN	4045454997229
Customs tariff number	85366990990

Product Classification

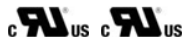
UNSPSC	39121421
eCl@ss 10.0	27-44-06-03
eCl@ss 9.0	27-44-06-03
ETIM 9.0	EC002567
ETIM 10.0	EC002567
ECCN	NO US CLASSIFICATION

Environmental Product Compliance

RoHS Compliance Status Compliant, No Exemption

Approvals / Certificates

General approvals



Approval	Standard	Certificate Name
cURus Underwriters Laboratories Inc.	UL 1977	E45171
cURus Underwriters Laboratories Inc.	UL 1059	E 45172

Downloads

Environmental Product Compliance

Compliance Search
Environmental Product Compliance 770-945 ↓

Documentation

Bid Text			
770-945	19.02.2019	xml 2.86 KB	↓
770-945	12.03.2015	doc 23.00 KB	↓
ausschreiben.de 770-945			↓

CAD/CAE-Data

CAD data
2D/3D Models 770-945 ↓

CAE data
WSCAD Universe 770-945 ↓
ZUKEN Portal 770-945 ↓

1 Compatible Products

1.1 System counterpart

1.1.1 Cable assembly



Item No.: 771-9994/206-101

pre-assembled connecting cable; Eca; Plug/open-ended; 4-pole; Cod. A; H05VV-F 4G 1.5 mm²; 1 m; 1,50 mm²; black

Item No.: 771-9994/106-101

pre-assembled connecting cable; Eca; Socket/open-ended; 4-pole; Cod. A; H05VV-F 4G 1.5 mm²; 1 m; 1,50 mm²; black

Item No.: 771-9994/006-101

pre-assembled interconnecting cable; Eca; Socket/plug; 4-pole; Cod. A; H05VV-F 4G 1.5 mm²; 1 m; 1,50 mm²; black

1.1.2 Female connector/socket



Item No.: 770-204

Socket; 4-pole; Cod. A; black

Item No.: 770-104

Socket; with strain relief housing; 4-pole; Cod. A; 4,00 mm²; black

1.1.3 Male connector/plug



Item No.: 770-214

Plug; 4-pole; Cod. A; 4,00 mm²; black

Item No.: 770-114

Plug; with strain relief housing; 4-pole; Cod. A; 4,00 mm²; black

1.2 Optional Accessories

1.2.1 Cover

1.2.1.1 Cover



Item No.: 770-201

Lockout cap; 12-pole, separable; for sockets; Plastic; black

Item No.: 770-221

Lockout cap; 12-pole, separable; for sockets; Plastic; white

Item No.: 770-360

Lockout cap; for plugs; 5-pole; separable; yellow

1.2.2 Installation

1.2.2.1 Mounting accessories



Item No.: 770-624

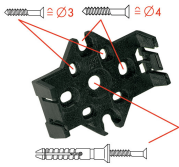
Mounting plate; 4-pole; for distribution connectors; Plastic; black

Item No.: 770-674

Mounting plate; 4-pole; for distribution connectors; Plastic; white

Installation Notes

Installation



Mounting plates can be secured using commercially available screws or nail-drive anchors.



The distribution connectors snap together when attached to the mounting plate.



To release the distribution connector, unlock the latch using a screwdriver.



All distribution connector connections are locked and protected against accidental disconnection directly after mating. Locking of any connection is released using a screwdriver, even if all connections are used.