

Product Data Sheet

PC/104-Plus Header,
Part No. 264-60303-12

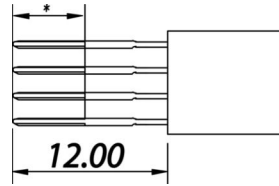



Illustration similar



Parallel



Press-fit

- Connection length: 12 mm
- Number of poles: 120
- Grade 3



» to product on www.ept.de



» to product group PC/104, PC/104-Plus

Product Data Sheet

PC/104-Plus Header,
Part No. 264-60303-12



Technical Specifications

Basics

Specification	PC/104-Plus
Performance Level	3
No. of Contacts	120
Termination Technology	Press-fit technology
Termination Length	12 mm
Board-to-Board Distance	15.24 mm & 22 mm
Operating Temperature Range	-55°C to +125°C

Material

Insulator Material	Glass-fiber-reinforced PBT, UL 94 V-0
Contact Material	copper alloy

Mechanical

Pitch	2.0 mm
Mating Force per Pin	max. 1.5 N
Separating Force per Pin	at least 0.3 N

Electrical

Operational Current	max. 1.7 A
Operational Voltage	100 V
Contact Resistance	20 mΩ
Clearance and Creepage	at least 0.5 mm
Insulation Resistance	> 10 ⁶ MΩ

Approval / Compliance

UL file	E130314
Environment	RoHS compliant

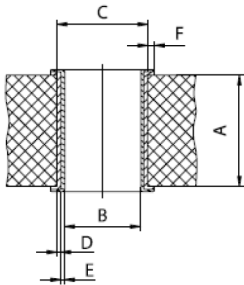
Product Data Sheet

PC/104-Plus Header,
Part No. 264-60303-12



Hole Specifications

Plated through-hole according to IEC 60352-5



Material	chem. Sn Leiterplatten
Nennloch	Ø 0.85 mm
A Leiterplattendicke	min. 1.44 mm
B Endloch	Ø 0.85 +0.10 / -0.05 mm
C Grundbohrung	1.0 ±0.025 mm
D Cu Schicht	min. 25 µm
E Oberfläche	chem. Sn Schicht, max. 1.5 µm
F Restring	min. 0.1 mm

Material	Ni, Au Leiterplatten
Nennloch	Ø 0.85 mm
A Leiterplattendicke	min. 1.44 mm
B Endloch	Ø 0.85 +0.10 / -0.05 mm
C Grundbohrung	1.0 ±0.025 mm
D Cu Schicht	min. 25 µm
E Oberfläche	Ni, Au Schicht, 0.05 - 0.2 µm Au über 2.5 - 5 µm Ni
F Restring	min. 0.1 mm

Material	rein Cu Leiterplatten
Nennloch	Ø 0.85 mm
A Leiterplattendicke	min. 1.44 mm
B Endloch	Ø 0.85 +0.10 / -0.05 mm
C Grundbohrung	1.0 ±0.025 mm
D Cu Schicht	min. 25 µm
E Oberfläche	OSP*, z.B. GLICOAT-SMD (F2) mit 0.12 - 0.15 µm
F Restring	min. 0.1 mm

Material	HAL Sn Leiterplatten
Nennloch	Ø 0.85 mm
A Leiterplattendicke	min. 1.44 mm
B Endloch	Ø 0.85 +0.10 / -0.05 mm
C Grundbohrung	1.0 ±0.025 mm
D Cu Schicht	min. 25 µm
E Oberfläche	HAL Sn, 5 - 15 µm
F Restring	min. 0.1 mm

Product Data Sheet

PC/104-Plus Header,
Part No. 264-60303-12



Accessories

» PC/104-Plus Shroud
Artikelnummer 264-17302

» PC/104-Plus Abstandshalter
Artikelnummer 264-16302

Drawings

Component data in 2D and 3D format you can download here:

» [PDF](#)

» [3D IGES](#)

» [3D STEP](#)

» [3D PDF](#)