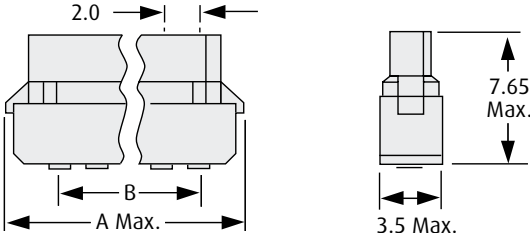


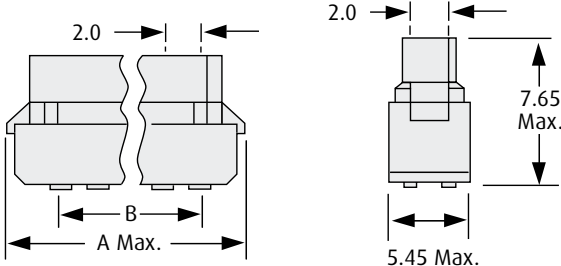
Datamate

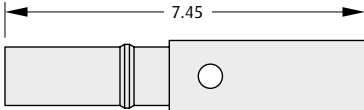
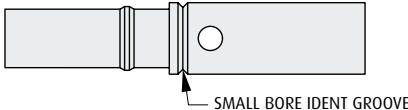
Female Crimp



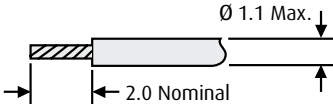
- ❖ Part numbers are for housings and the equivalent number of contacts.
- ❖ Contacts are rear insertable.
- ❖ For British Standard versions see page 8.
- ❖ Back potting, hoods & cable assembly service available – contact datamate@harwin.com.

SINGLE ROW		CALCULATION	
A	B + 5.15		
B	(Total No. of contacts - 1) x 2		
			

DOUBLE ROW		CALCULATION	
A	B + 5.15		
B	Total No. of contacts - 2		
			

CRIMP CONTACTS	
Large Bore (22 AWG): 	
Small Bore (24-28 AWG): 	

TOOLS	
<p>Recommended Crimp Tool – M22520/2-01 Positioner – T5747 Contact Insertion/Removal Tool – Z80-280 See pages 61 to 62 ❖ Instruction sheets available at www.harwin.com/Downloads/Instructions</p>	

WIRE STRIPPING DETAILS	
	

HOW TO ORDER			
M80 - XXX XX 05			
SERIES CODE		FINISH	
		05	Gold
TYPE			
011	Large Bore Contact	889	Large Bore, Double Row
013	Small Bore Contact	898	Small Bore, Single Row
888	Small Bore, Double Row	899	Large Bore, Single Row
TOTAL NO. OF CONTACTS			
Single Row		02 to 07, 17	
Double Row		04, 06, 08, 10, 12, 14, 16, 18, 20, 26, 34	
Contacts		00	

www.harwin.com

All dimensions in mm.



HARWIN