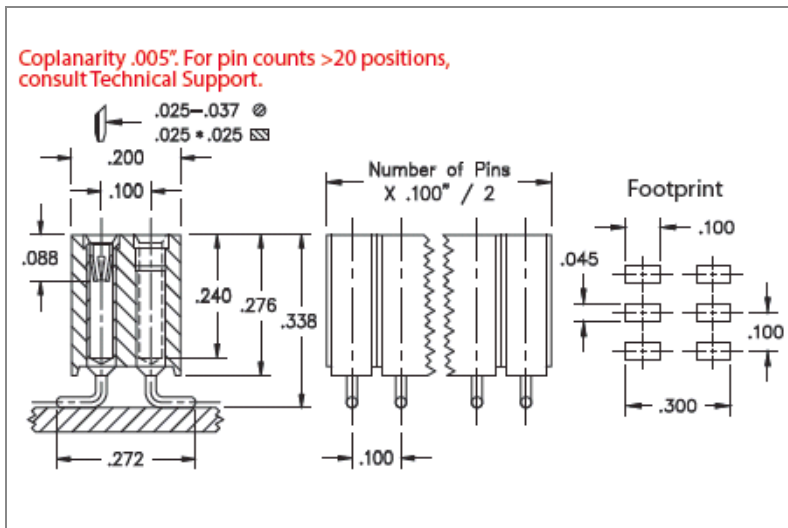




PRODUCT NUMBER: 803-43-100-30-001000

www.mill-max.com  
DATA SHEET



## 803-43-100-30-001000- SPECIFICATIONS

General Info	
Description <sup>1</sup> :	Surface Mount Socket
	Accepts .025"-.037" (0,635-0,940mm) dia leads
Type:	Interconnect
Category:	Machined Pin Socket
Mounting Style:	Surface Mount
# Pins:	100
RoHS <sup>2</sup> :	Yes
Product Lifecycle:	Active

Materials	
Shell Plating:	200 μ" Tin (matte finish) over 100 μ" Nickel
Inner Contact Plating:	30 μ" Gold over 50 μ" Nickel
Loose Pin/Receptacle Used:	1304 (Brass Alloy)
Insulator Material:	PCT

Technical Specs	
Temperature Range <sup>3</sup> :	-55/+125° C
Pitch:	.100" (2,540mm)
Rows:	Double Row (2)

## NOTES:

### 1. Standard Tolerances

Assembly tolerance:  $\pm .010"$  (.25mm)

Connector Length "L"

Connector Length "L"	Tolerance
$L \leq 2"$ ( $L \leq 50.8$ mm)	$\pm .005"$ ( $\pm .127$ mm)
$2 < L \leq 3"$ ( $50.8 < L \leq 76.2$ mm)	$+ .007 / - .006"$ ( $+ .178 / - .152$ mm)
$3 < L \leq 4"$ ( $76.2 < L \leq 101.6$ mm)	$+ .009 / - .007"$ ( $+ .229 / - .178$ mm)
$4 < L \leq 5"$ ( $101.6 < L \leq 127$ mm)	$+ .011 / - .008"$ ( $+ .279 / - .203$ mm)
$5 < L \leq 6.4"$ ( $127 < L \leq 162.56$ mm)	$+ .013 / - .009"$ ( $+ .330 / - .229$ mm)

Insulator width:  $\pm .005$  (.13mm)

Insulator height:  $\pm .005$  (.13mm)

Co-planarity of SMT connectors: .005" (.13mm) up to 1" (25.4mm) in connector length

Insulator Flatness: .005" (.13mm) up to 1" (25.4mm) in connector length

Pin Length:  $\pm .005$  (.13mm)

Pin Diameter:  $\pm .002$  (.051mm)

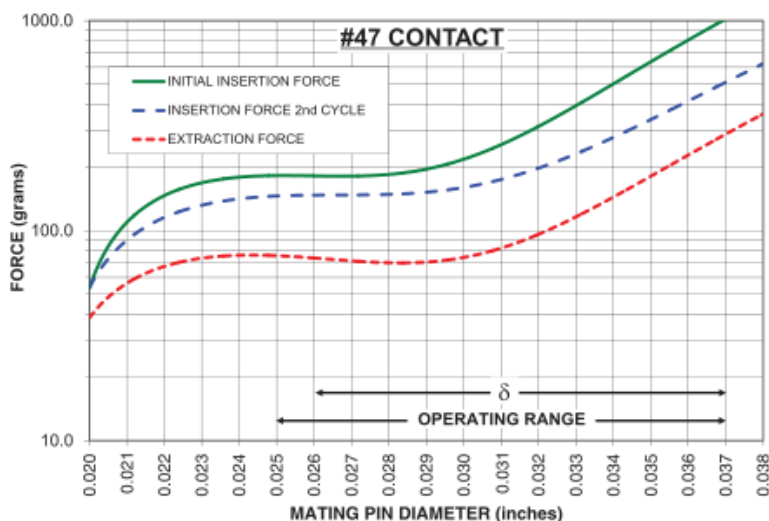
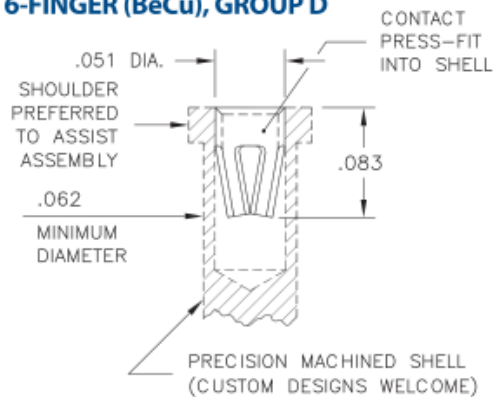
Pin Angle:  $\pm 2^\circ$

2. Mill-Max products labeled with the RoHS symbol are compliant with all three ROHS Directives. All of our products previously described as RoHS (2002/95/EC) and RoHS-2 (2011/65/EC) are also compliant with RoHS-3 (2015/863/EU).
3. Per IEC 60512-11-(4,-9,-10,-12)

## CONTACT:

### #47 CONTACT

FOR .025"-.037" DIA. & .025" SQ. ( $\delta = .011$ )  
6-FINGER (BeCu), GROUP D



The insertion / extraction force characteristics above were derived using a 30 microinch gold-plated contact and polished steel gauge pins having a bullet-shaped tip. The curves represent typical average values; they are best used to compare the differences between similar size contacts and to guide you in selecting one that is suitable for your application. Your results may vary, so for your specification, we encourage you to obtain complimentary samples for your evaluation.

Material	Beryllium Copper	Current Rating (amps)	4.50
Fingers	6	Compliance ( $\delta$ )	0.011
Length	.080" (2,032mm)	Contact Group	D

## ADDITIONAL NOTES AND SPECIFICATIONS

In the interest of improved design, quality and performance , Mill-Max reserves the right to make changes in its specifications without prior notice. Specifications and tolerances are provided wherever possible. The tolerance on dimensions of critical to function features is typically held tighter than the stated standard tolerances, such as press-fits, holes and lengths affecting the coplanarity of SMT products. Due to the wide variety of interconnects Mill-Max offers, the specific tolerances vary from product to product. If you need information regarding the tolerance of a particular part, please contact Technical Services.

## RELATED LINKS AND DOCUMENTS

Engineering Notebook: ( <https://www.mill-max.com/engineering-notebooks/machined-pin-pcb-connectors-interconnects> )

Environmental Compliance: ( <https://www.mill-max.com/rohs> )