


| | |
|--------------------------|---|
| Product Status | Production |
| Applications | Automotive Grade |
| Feature | AEC-Q200AEC-Q200 |
| | No DirectivityNo Directivity |
| | MultilayerMultilayer |
| | ShieldMagnetic Shield |
| | Ferrite CoreFerrite Core |
| Series Type | MLF |
| Brand | TDK |
| Environmental Compliance | <div><div>RoHS</div><div>REACH</div><div>Halogen Free</div><div>Lead Free</div></div> |



| Size | |
|------------------------------|----------------|
| Length(L) | 2.00mm ±0.20mm |
| Width(W) | 1.25mm ±0.20mm |
| Thickness Height | 0.85mm ±0.20mm |
| Recommended Land Pattern (A) | 0.80mm Nom. |
| Recommended Land Pattern (B) | 1.00mm Nom. |
| Recommended Land Pattern (C) | 1.20mm Nom. |

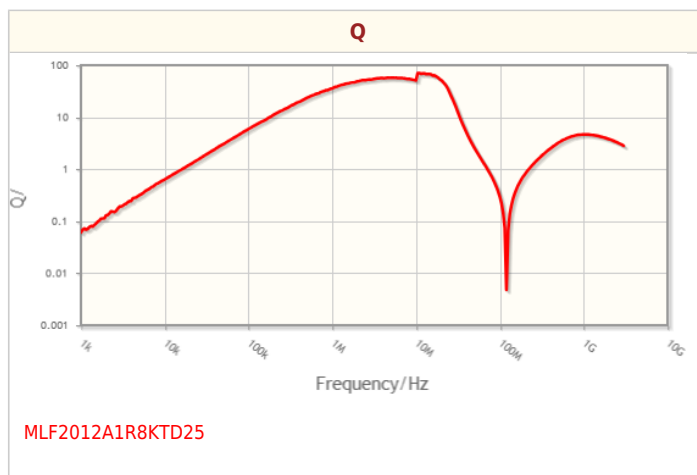
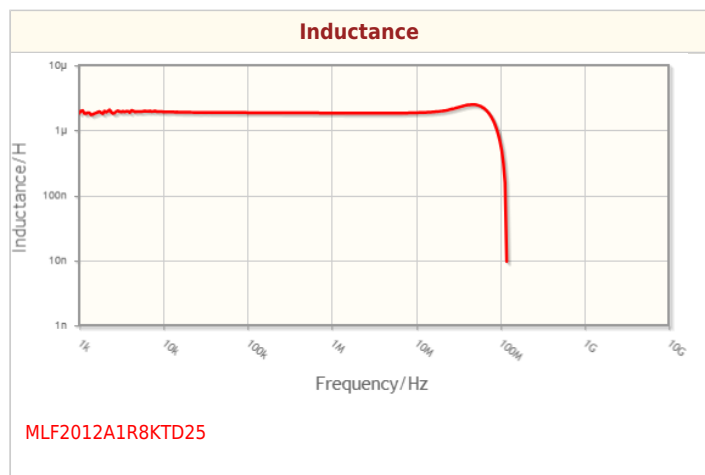
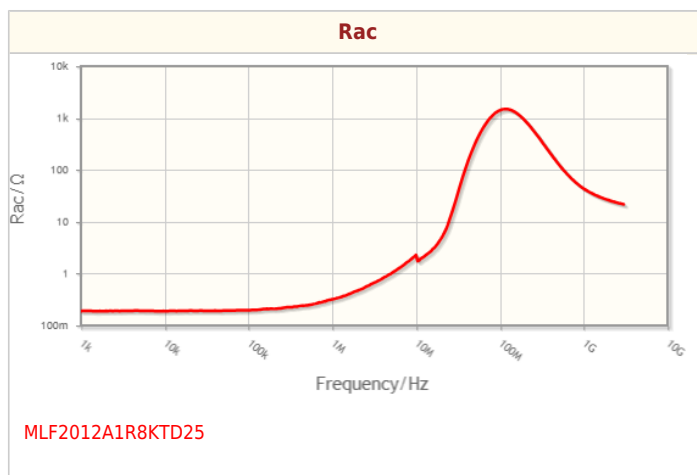
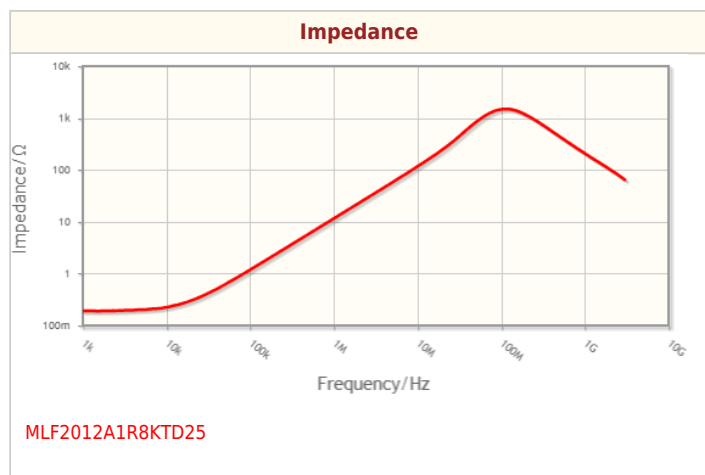
| Electrical Characteristics | |
|---|---------------------|
| Inductance | 1.8μH ±10% at 10MHz |
| Rated Current (L Change) [Typ.] | |
| Rated Current (L Change) [Max.] | 80mA |
| Rated Current (Temperature Rise) [Typ.] | |
| Rated Current (Temperature Rise) [Max.] | |
| DC Resistance [Typ.] | 200mΩ |
| DC Resistance [Max.] | 450mΩ |
| Rated Voltage [Max.] | |
| Self Resonant Frequency [Min.] | 90MHz |
| Self Resonant Frequency [Typ.] | 130MHz |
| Q [Min.] | 45 at 10MHz |
| Q [Typ.] | 60 at 10MHz |

| Other | |
|-----------------------|----------------|
| Operating Temp. Range | -55 to 125°C |
| Soldering Method | Reflow |
| | Iron Soldering |
| AEC-Q200 | YES |

! Images are for reference only and show exemplary products.
! This PDF document was created based on the data listed on the TDK Corporation website.
! All specifications are subject to change without notice.

| | |
|------------------|------------------------------------|
| Packing | Punched (Paper)Taping [180mm Reel] |
| Package Quantity | 4000pcs |
| Weight | 0.01g |

Characteristic Graphs(This is reference data, and does not guarantee the products characteristics.)



Associated Images

