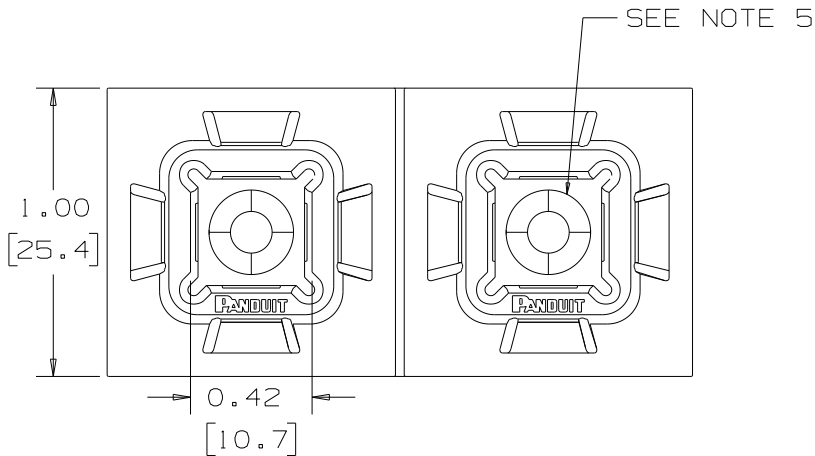
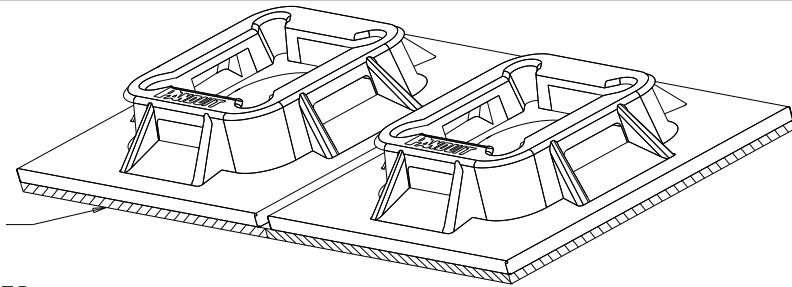


THIS COPY IS PROVIDED ON A RESTRICTED BASIS AND IS NOT TO BE USED IN ANY WAY DETRIMENTAL TO THE INTERESTS OF PANDUIT CORP.

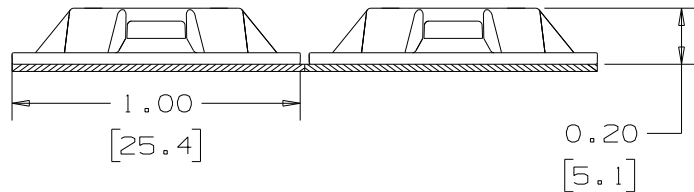


PANDUIT PART NUMBER*	WEIGHT lbs/100 pcs (g)/100 pcs	USE WITH ANY OF THESE CABLE TIE CROSS-SECTIONS
SGABM25-A ABM25	0.30 (140)	M, I, S SG100M, SG150I, SG200S, SG250S, SG300S, SG370S
SGABM25-AT ABM25B		
SGABM25-AV		



ADHESIVE BACKING: (-A, -AT) RUBBER OR ACRYLIC BASED ADHESIVE PRESSURE SENSITIVE FOAM TAPE 0.04 [1.0] THICK WITH A PROTECTIVE LINER. MOUNT IS DESIGNED TO SUPPORT 0.50 lbs (227g) MAX. WEIGHT ON A CLEAN DRY SMOOTH SURFACE.
* (-AV) HIGH BOND ACRYLIC BASED ADHESIVE PRESSURE SENSITIVE FOAM TAPE 0.040 [1.0] THICK WITH A PROTECTIVE LINER. MOUNT IS DESIGNED TO SUPPORT 1.0 lbs (453.0g) MAX. WEIGHT ON A CLEAN DRY SMOOTH SURFACE.

NO WARRANTY, EXPRESSED OR IMPLIED, IS MADE BY PANDUIT WITH RESPECT TO ADHESIVE BOND PERFORMANCE. AMONG OTHER THINGS, THE CONDITIONS UNDER WHICH THESE MOUNTS MAY BE APPLIED AND/OR THE SURFACE TO WHICH THEY MAY BE APPLIED ARE BEYOND PANDUIT'S CONTROL.



NOTES

- SEE www.panduit.com FOR PART NUMBER SUFFIX DESIGNATION FOR PACKAGE SIZE AND COLOR.
- THE '-A' SUFFIX REPRESENTS RUBBER ADHESIVE.
THE '-AT' SUFFIX REPRESENTS ACRYLIC ADHESIVE.
THE '-AV' SUFFIX REPRESENTS HIGH BOND ACRYLIC ADHESIVE.
- SUPPLIED IN STRIPS OF TWO.
- THE '-A' MOUNT HAS A MAXIMUM CONTINUOUS OPERATING TEMPERATURE OF 120°F (49°C).
THE '-AT' MOUNT HAS A MAXIMUM CONTINUOUS OPERATING TEMPERATURE OF 180°F (82°C).
THE '-AV' MOUNT HAS A MAXIMUM CONTINUOUS OPERATING TEMPERATURE OF 200°F (93°C).
- HOLE FOR STANDARD #6 FLAT HEAD SCREW.

DIMENSIONS IN BRACKETS ARE METRIC [mm]	
CAD FILENAME/LAYERS 10B015BE_DC/00A	
PANDUIT CORP. TINLEY PARK, ILLINOIS	
SGABM25-A, SGABM25-AT, SGABM25-AV & ABM25, 25B FOUR-WAY MOUNT	
UNLESS OTHERWISE SPECIFIED, DIMENSIONAL TOLERANCES ARE: (.X) ±0.05 [1.3] (.XXX) ±0.010 [0.25] (.XX) ±0.02 [0.5] ANGLES ±5°	UNLESS OTHERWISE SPECIFIED, ALL DIMENSIONS ARE GIVEN IN INCHES, THIRD ANGLE PROJECTION.
DRAWN BY TMSA	MAT'L:
DATE 8/24/05	NYLON 6/6
CHK'D	
SCALE NONE	
DRAWING NO. GB0239LS	DWG SIZE A

4	8/24/10	JADE	MJVE	ADDED PANDUIT WEBSITE TO NOTE 1; CHANGED PART NUMBER IN TITLE BLOCK AND CAD FILE NAME IN TITLE BLOCK	GB0239LS	4	MJVE		
REV	DATE	BY	CHK	DESCRIPTION	ECN	R	CUST	SUP	