

XLamp® CXA3070 LED



PRODUCT DESCRIPTION

The XLamp® CXA3070 LED array expands Cree LED's family of high-flux, multi-die integrated arrays, offering high performance in an easy-to-use platform. With XLamp LED lighting-class reliability, the CXA3070's uniform emitting surface enables both directional and non-directional lighting applications and luminaire and lamp designs. Available in 2-step, 3-step and 4-step color consistency, and featuring a 23-mm optical source, the CXA3070 brings new levels of flux and efficacy to this form factor.

The [CX Family LED Design Guide](#) provides basic information on the requirements to use the CXA3070 LED successfully in luminaire designs.

FEATURES

- Available in 4-step, 3-step and 2-step EasyWhite® bins at 2700 K, 3000 K, 3500 K, 4000 K & 5000 K CCT and 4-step EasyWhite bins at 5700 K & 6500 K CCT
- Available in ANSI white bins at 5000 K, 5700 K & 6500 K CCT
- Available in 70-, 80-, 90- and 93-minimum CRI options
- Forward voltage option: 36-V class
- 85 °C binning and characterization
- Maximum drive current: 2800 mA
- 115° viewing angle, uniform chromaticity profile
- Top-side solder connections
- Thermocouple attach point
- NEMA SSL-3 2011 standard flux bins
- RoHS and REACH compliant
- UL® recognized component (E349212)

TABLE OF CONTENTS

| | |
|---|----|
| Characteristics | 2 |
| Operating Limits..... | 2 |
| Flux Characteristics, EasyWhite® Order Codes and Bins | 3 |
| Flux Characteristics, ANSI White Order Codes and Bins | 6 |
| Relative Spectral Power Distribution | 7 |
| Electrical Characteristics..... | 7 |
| Relative Luminous Flux..... | 8 |
| Typical Spatial Distribution..... | 9 |
| Performance Groups - Brightness | 9 |
| Performance Groups - Chromaticity | 10 |
| EasyWhite® Bins Plotted on the 1931 CIE Color Space | 13 |
| ANSI White Bins Plotted on the 1931 CIE Color Space | 13 |
| Bin and Order Code Formats..... | 14 |
| Mechanical Dimensions | 14 |
| Thermal Design | 15 |
| Notes | 16 |
| Packaging..... | 17 |



Cree LED / 4001 E. Hwy. 54, Suite 2000 / Durham, NC 27709 USA / +1.919.313.5330 / www.cree-led.com

CHARACTERISTICS

| Characteristics | Unit | Minimum | Typical | Maximum |
|--|---------|---------|---------|---------|
| Viewing angle (FWHM) | degrees | | 115 | |
| ESD withstand voltage (HBM per Mil-Std-883D) | V | | | 8000 |
| DC forward current | mA | | | 2800* |
| Reverse current | mA | | | 0.1 |
| Forward voltage (@ 1900 mA, $T_j = 85\text{ }^\circ\text{C}$) | V | | 36.2** | |
| Forward voltage (@ 1900 mA, $T_j = 25\text{ }^\circ\text{C}$) | V | | | 41** |

* Refer to the Operating Limits section.

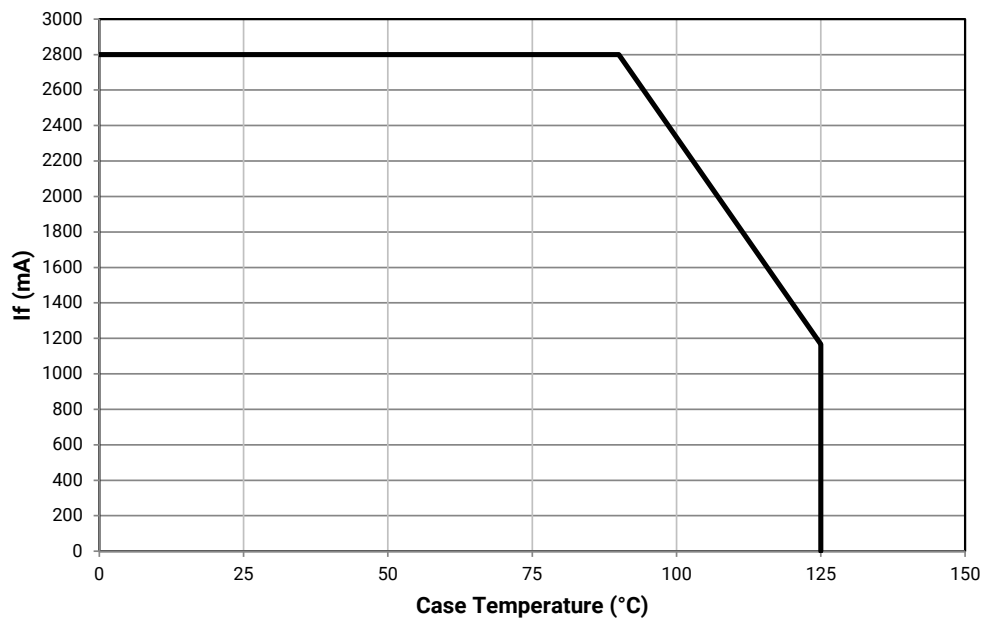
** For CXA3070 LEDs having order codes with a CXA3070-xxxx-xxxN0xxxxxx format, the forward voltage values are as follows:

| Characteristics | Unit | Minimum | Typical | Maximum |
|--|------|---------|---------|---------|
| Forward voltage (@ 1900 mA, $T_j = 85\text{ }^\circ\text{C}$) | V | | 38.5 | |
| Forward voltage (@ 1900 mA, $T_j = 25\text{ }^\circ\text{C}$) | V | | | 42 |

OPERATING LIMITS

The maximum current rating of the CXA3070 depends on the case temperature (T_c) when the LED has reached thermal equilibrium under steady-state operation. The graph shown below assumes that the system design employs good thermal management (thermal interface material and heat sink) and may vary when poor thermal management is employed. Please refer to the Mechanical Drawings section on page 14 for the location of the T_c measurement point.

Another important factor in good thermal management is the temperature of the Light Emitting Surface (LES). Cree LED recommends a maximum LES temperature of $135\text{ }^\circ\text{C}$ to ensure optimal LED lifetime. Please refer to the Thermal Design section on page 15 for more information on LES temperature measurement.



FLUX CHARACTERISTICS, EASYWHITE® ORDER CODES AND BINS ($I_F = 1900\text{ mA}$, $T_J = 85\text{ °C}$)

The following table provides order codes for XLamp CXA3070 LEDs. For a complete description of the order code nomenclature, please see the Bin and Order Code Formats section (page 14).

| Nominal CCT | CRI | | Minimum Luminous Flux | | | 2-Step | | 3-Step | | 4-Step | |
|-------------|-----|-----|-----------------------|-------------------|--------------------|--------|------------|--------------------------|--------------------------|--------|--------------------------|
| | Min | Typ | Group | Flux (lm) @ 85 °C | Flux (lm) @ 25 °C* | Group | Order Code | Group | Order Code | Group | Order Code |
| 6500 K | 70 | 75 | Z4 | 7,945 | 8,851 | | | | | 65F | CXA3070-0000-000NT0Z465F |
| | | | AB | 8,500 | 9,469 | | | | CXA3070-0000-000NT0AB65F | | |
| | | | AD | 9,000 | 10,026 | | | | CXA3070-0000-000NT0AD65F | | |
| | | | BB | 9,500 | 10,583 | | | | CXA3070-0000-000NT0BB65F | | |
| | 80 | --- | Z4 | 7,945 | 8,851 | | | | | 65F | CXA3070-0000-000NTHZ465F |
| | | | AB | 8,500 | 9,469 | | | | CXA3070-0000-000NTHAB65F | | |
| AD | | | 9,000 | 10,026 | | | | CXA3070-0000-000NTHAD65F | | | |
| 5700 K | 70 | 75 | Z4 | 7,945 | 8,851 | | | | | 57F | CXA3070-0000-000NTHZ457F |
| | | | AB | 8,500 | 9,469 | | | | CXA3070-0000-000NT0AB57F | | |
| | | | AD | 9,000 | 10,026 | | | | CXA3070-0000-000NT0AD57F | | |
| | | | BB | 9,500 | 10,583 | | | | CXA3070-0000-000NT0BB57F | | |
| | 80 | --- | Z4 | 7,945 | 8,851 | | | | | 57F | CXA3070-0000-000NTHZ457F |
| | | | AB | 8,500 | 9,469 | | | | CXA3070-0000-000NTHAB57F | | |
| AD | | | 9,000 | 10,026 | | | | CXA3070-0000-000NTHAD57F | | | |

- Notes**
- Cree LED maintains a tolerance of ±7% on flux and power measurements, ±0.005 on chromaticity (CCx, CCy) measurements and a tolerance of ±2 on CRI measurements. See the Measurements section (page 16).
 - CXA3070 LED order codes specify only a minimum flux bin and not a maximum. Cree LED may ship reels in flux bins higher than the minimum specified by the order code without advance notice. Shipments will always adhere to the chromaticity bin restrictions specified by the order code.
 - * Flux values @ 25 °C are calculated and for reference only.

FLUX CHARACTERISTICS, EASYWHITE® ORDER CODES AND BINS (I_F = 1900 mA, T_J = 85 °C) - CONTINUED

| Nominal CCT | CRI | | Minimum Luminous Flux | | | 2-Step | | 3-Step | | 4-Step | | |
|-------------|--------|-----|-----------------------|-------------------|--------------------|--------------------------|--------------------------|--------------------------|--------------------------|--------|--------------------------|--------------------------|
| | Min | Typ | Group | Flux (lm) @ 85 °C | Flux (lm) @ 25 °C* | Group | Order Code | Group | Order Code | Group | Order Code | |
| 5000 K | 70 | 75 | Z4 | 7,945 | 8,851 | 50H | CXA3070-0000-000NT0Z450H | | | 50F | CXA3070-0000-000NT0Z450F | |
| | | | AB | 8,500 | 9,469 | | CXA3070-0000-000NT0AB50H | | | | CXA3070-0000-000NT0AB50F | |
| | | | AD | 9,000 | 10,026 | | CXA3070-0000-000NT0AD50H | | | | CXA3070-0000-000NT0AD50F | |
| | | | BB | 9,500 | 10,583 | | CXA3070-0000-000NT0BB50H | | | | CXA3070-0000-000NT0BB50F | |
| | 80 | --- | Z4 | 7,945 | 8,851 | 50H | CXA3070-0000-000NTHZ450H | 50G | CXA3070-0000-000NTHZ450G | 50F | CXA3070-0000-000NTHZ450F | |
| | | | AB | 8,500 | 9,469 | | CXA3070-0000-000NTHAB50H | | CXA3070-0000-000NTHAB50G | | CXA3070-0000-000NTHAB50F | |
| | | | AD | 9,000 | 10,026 | | CXA3070-0000-000NTHAD50H | | CXA3070-0000-000NTHAD50G | | CXA3070-0000-000NTHAD50F | |
| | 90 | 95 | Y2 | 6,430 | 7,163 | 50H | CXA3070-0000-000NTUY250H | 50G | CXA3070-0000-000NTUY250G | 50F | CXA3070-0000-000NTUY250F | |
| | | | Y4 | 6,910 | 7,698 | | CXA3070-0000-000NTUY450H | | CXA3070-0000-000NTUY450G | | CXA3070-0000-000NTUY450F | |
| | | | Z2 | 7,390 | 8,233 | | CXA3070-0000-000NTUZ250H | | CXA3070-0000-000NTUZ250G | | CXA3070-0000-000NTUZ250F | |
| | 4000 K | 70 | 75 | Z2 | 7,390 | 8,233 | 40H | CXA3070-0000-000NT0Z240H | | | 40F | CXA3070-0000-000NT0Z240F |
| | | | | Z4 | 7,945 | 8,851 | | CXA3070-0000-000NT0Z440H | | | | CXA3070-0000-000NT0Z440F |
| AB | | | | 8,500 | 9,469 | CXA3070-0000-000NT0AB40H | | CXA3070-0000-000NT0AB40F | | | | |
| AD | | | | 9,000 | 10,026 | CXA3070-0000-000NT0AD40H | | CXA3070-0000-000NT0AD40F | | | | |
| BB | | | | 9,500 | 10,583 | CXA3070-0000-000NT0BB40H | | CXA3070-0000-000NT0BB40F | | | | |
| 80 | | --- | Z2 | 7,390 | 8,233 | 40H | CXA3070-0000-000NTHZ240H | 40G | CXA3070-0000-000NTHZ240G | 40F | CXA3070-0000-000NTHZ240F | |
| | | | Z4 | 7,945 | 8,851 | | CXA3070-0000-000NTHZ440H | | CXA3070-0000-000NTHZ440G | | CXA3070-0000-000NTHZ440F | |
| | | | AB | 8,500 | 9,469 | | CXA3070-0000-000NTHAB40H | | CXA3070-0000-000NTHAB40G | | CXA3070-0000-000NTHAB40F | |
| | | | AD | 9,000 | 10,026 | | CXA3070-0000-000NTHAD40H | | CXA3070-0000-000NTHAD40G | | CXA3070-0000-000NTHAD40F | |
| 90 | | 95 | Y2 | 6,430 | 7,163 | 40H | CXA3070-0000-000NTUY240H | 40G | CXA3070-0000-000NTUY240G | 40F | CXA3070-0000-000NTUY240F | |
| | | | Y4 | 6,910 | 7,698 | | CXA3070-0000-000NTUY440H | | CXA3070-0000-000NTUY440G | | CXA3070-0000-000NTUY440F | |

- Notes**
- Cree LED maintains a tolerance of ±7% on flux and power measurements, ±0.005 on chromaticity (CCx, CCy) measurements and a tolerance of ±2 on CRI measurements. See the Measurements section (page 16).
 - CXA3070 LED order codes specify only a minimum flux bin and not a maximum. Cree LED may ship reels in flux bins higher than the minimum specified by the order code without advance notice. Shipments will always adhere to the chromaticity bin restrictions specified by the order code.
 - * Flux values @ 25 °C are calculated and for reference only.

FLUX CHARACTERISTICS, EASYWHITE® ORDER CODES AND BINS (I_F = 1900 mA, T_J = 85 °C) - CONTINUED

| Nominal CCT | CRI | | Minimum Luminous Flux | | | 2-Step | | 3-Step | | 4-Step | |
|-------------|-----|-----|-----------------------|-------------------|--------------------|--------|--------------------------|--------|--------------------------|--------|--------------------------|
| | Min | Typ | Group | Flux (lm) @ 85 °C | Flux (lm) @ 25 °C* | Group | Order Code | Group | Order Code | Group | Order Code |
| 3500 K | 80 | --- | Y4 | 6,910 | 7,698 | 35H | CXA3070-0000-000NT0Y435H | 35G | CXA3070-0000-000NT0Y435G | 35F | CXA3070-0000-000NT0Y435F |
| | | | Z2 | 7,390 | 8,233 | | CXA3070-0000-000NT0Z235H | | CXA3070-0000-000NT0Z235G | | CXA3070-0000-000NT0Z235F |
| | | | Z4 | 7,945 | 8,851 | | CXA3070-0000-000NT0Z435H | | CXA3070-0000-000NT0Z435G | | CXA3070-0000-000NT0Z435F |
| | | | AB | 8,500 | 9,469 | | CXA3070-0000-000NT0AB35H | | CXA3070-0000-000NT0AB35G | | CXA3070-0000-000NT0AB35F |
| | 93 | 95 | X4 | 6,010 | 6,695 | 35H | CXA3070-0000-000NTYX435H | 35G | CXA3070-0000-000NTYX435G | 35F | CXA3070-0000-000NTYX435F |
| | | | Y2 | 6,430 | 7,163 | | CXA3070-0000-000NTYY235H | | CXA3070-0000-000NTYY235G | | CXA3070-0000-000NTYY235F |
| 3000 K | 80 | --- | Y4 | 6,910 | 7,698 | 30H | CXA3070-0000-000NT0Y430H | 30G | CXA3070-0000-000NT0Y430G | 30F | CXA3070-0000-000NT0Y430F |
| | | | Z2 | 7,390 | 8,233 | | CXA3070-0000-000NT0Z230H | | CXA3070-0000-000NT0Z230G | | CXA3070-0000-000NT0Z230F |
| | | | Z4 | 7,945 | 8,851 | | CXA3070-0000-000NT0Z430H | | CXA3070-0000-000NT0Z430G | | CXA3070-0000-000NT0Z430F |
| | | | AB | 8,500 | 9,469 | | CXA3070-0000-000NT0AB30H | | CXA3070-0000-000NT0AB30G | | CXA3070-0000-000NT0AB30F |
| | 93 | 95 | X4 | 6,010 | 6,695 | 30H | CXA3070-0000-000NTYX430H | 30G | CXA3070-0000-000NTYX430G | 30F | CXA3070-0000-000NTYX430F |
| | | | Y2 | 6,430 | 7,163 | | CXA3070-0000-000NTYY230H | | CXA3070-0000-000NTYY230G | | CXA3070-0000-000NTYY230F |
| 2700 K | 80 | --- | Y2 | 6,430 | 7,163 | 27H | CXA3070-0000-000NT0Y227H | 27G | CXA3070-0000-000NT0Y227G | 27F | CXA3070-0000-000NT0Y227F |
| | | | Y4 | 6,910 | 7,698 | | CXA3070-0000-000NT0Y427H | | CXA3070-0000-000NT0Y427G | | CXA3070-0000-000NT0Y427F |
| | | | Z2 | 7,390 | 8,233 | | CXA3070-0000-000NT0Z227H | | CXA3070-0000-000NT0Z227G | | CXA3070-0000-000NT0Z227F |
| | | | Z4 | 7,945 | 8,851 | | CXA3070-0000-000NT0Z427H | | CXA3070-0000-000NT0Z427G | | CXA3070-0000-000NT0Z427F |
| | 93 | 95 | X2 | 5,590 | 6,227 | 27H | CXA3070-0000-000NTYX227H | 27G | CXA3070-0000-000NTYX227G | 27F | CXA3070-0000-000NTYX227F |
| | | | X4 | 6,010 | 6,695 | | CXA3070-0000-000NTYX427H | | CXA3070-0000-000NTYX427G | | CXA3070-0000-000NTYX427F |

- Notes
- Cree LED maintains a tolerance of ±7% on flux and power measurements, ±0.005 on chromaticity (CCx, CCy) measurements and a tolerance of ±2 on CRI measurements. See the Measurements section (page 16).
 - CXA3070 LED order codes specify only a minimum flux bin and not a maximum. Cree LED may ship reels in flux bins higher than the minimum specified by the order code without advance notice. Shipments will always adhere to the chromaticity bin restrictions specified by the order code.
 - * Flux values @ 25 °C are calculated and for reference only.

FLUX CHARACTERISTICS, ANSI WHITE ORDER CODES AND BINS ($I_F = 1900 \text{ mA}$, $T_J = 85 \text{ }^\circ\text{C}$)

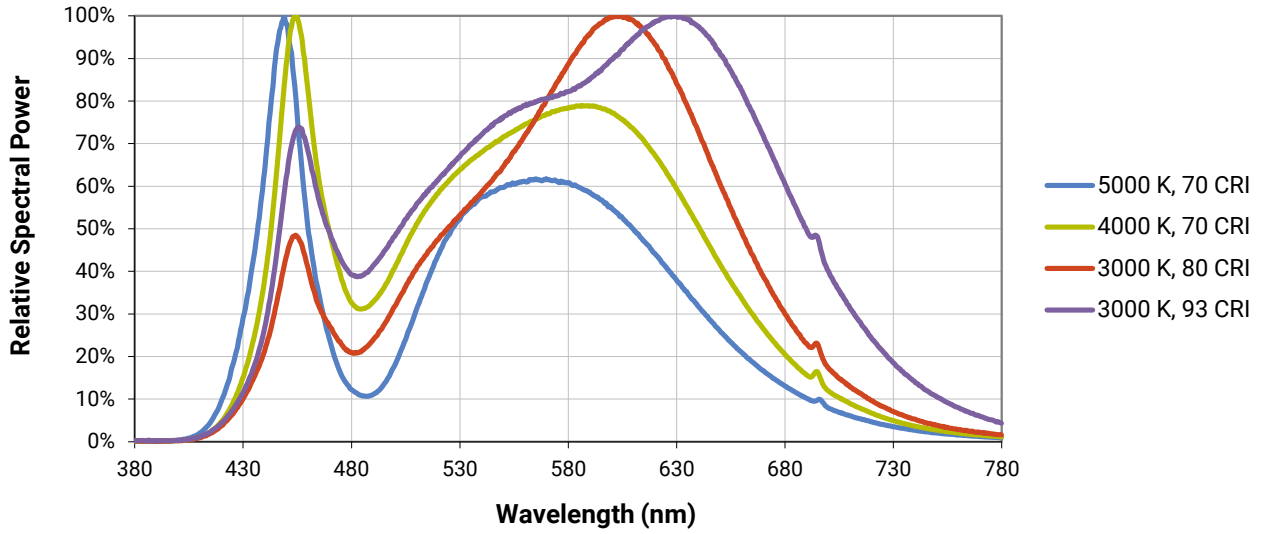
The following table provides order codes for XLamp CXA3070 LEDs. For a complete description of the order code nomenclature, please see the Bin and Order Code Formats section (page 14).

| Nominal CCT | CRI | | Minimum Luminous Flux | | | Chromaticity Regions | Order Code |
|-------------|-----|-----|-----------------------|-------------------|--------------------|-------------------------|--------------------------|
| | Min | Typ | Group | Flux (lm) @ 85 °C | Flux (lm) @ 25 °C* | | |
| 6500 K | 70 | 75 | Z4 | 7,945 | 8,851 | 1A0, 1B0, 1C0, 1D0, 65F | CXA3070-0000-000NT0Z40E1 |
| | | | AB | 8,500 | 9,469 | | CXA3070-0000-000NT0AB0E1 |
| | | | AD | 9,000 | 10,026 | | CXA3070-0000-000NT0AD0E1 |
| | | | BB | 9,500 | 10,583 | | CXA3070-0000-000NT0BB0E1 |
| | 80 | --- | Z4 | 7,945 | 8,851 | 1A0, 1B0, 1C0, 1D0, 65F | CXA3070-0000-000NTHZ40E1 |
| | | | AB | 8,500 | 9,469 | | CXA3070-0000-000NTHAB0E1 |
| 5700 K | 70 | 75 | Z4 | 7,945 | 8,851 | 2A0, 2B0, 2C0, 2D0, 57F | CXA3070-0000-000NT0Z40E2 |
| | | | AB | 8,500 | 9,469 | | CXA3070-0000-000NT0AB0E2 |
| | | | AD | 9,000 | 10,026 | | CXA3070-0000-000NT0AD0E2 |
| | | | BB | 9,500 | 10,583 | | CXA3070-0000-000NT0BB0E2 |
| | 80 | --- | Z4 | 7,945 | 8,851 | 2A0, 2B0, 2C0, 2D0, 57F | CXA3070-0000-000NTHZ40E2 |
| | | | AB | 8,500 | 9,469 | | CXA3070-0000-000NTHAB0E2 |
| 5000 K | 70 | 75 | Z4 | 7,945 | 8,851 | 3A0, 3B0, 3C0, 3D0, 50F | CXA3070-0000-000NT0Z40E3 |
| | | | AB | 8,500 | 9,469 | | CXA3070-0000-000NT0AB0E3 |
| | | | AD | 9,000 | 10,026 | | CXA3070-0000-000NT0AD0E3 |
| | | | BB | 9,500 | 10,583 | | CXA3070-0000-000NT0BB0E3 |
| | 80 | --- | Z4 | 7945 | 8,851 | 3A0, 3B0, 3C0, 3D0, 50F | CXA3070-0000-000NTHZ40E3 |
| | | | AB | 8500 | 9,469 | | CXA3070-0000-000NTHAB0E3 |
| | | | AD | 9000 | 10,026 | | CXA3070-0000-000NTHAD0E3 |

- Notes**
- Cree LED maintains a tolerance of $\pm 7\%$ on flux and power measurements, ± 0.005 on chromaticity (CCx, CCy) measurements and a tolerance of ± 2 on CRI measurements. See the Measurements section (page 16).
 - CXA3070 LED order codes specify only a minimum flux bin and not a maximum. Cree LED may ship reels in flux bins higher than the minimum specified by the order code without advance notice. Shipments will always adhere to the chromaticity bin restrictions specified by the order code.
 - * Flux values @ 25 °C are calculated and for reference only.

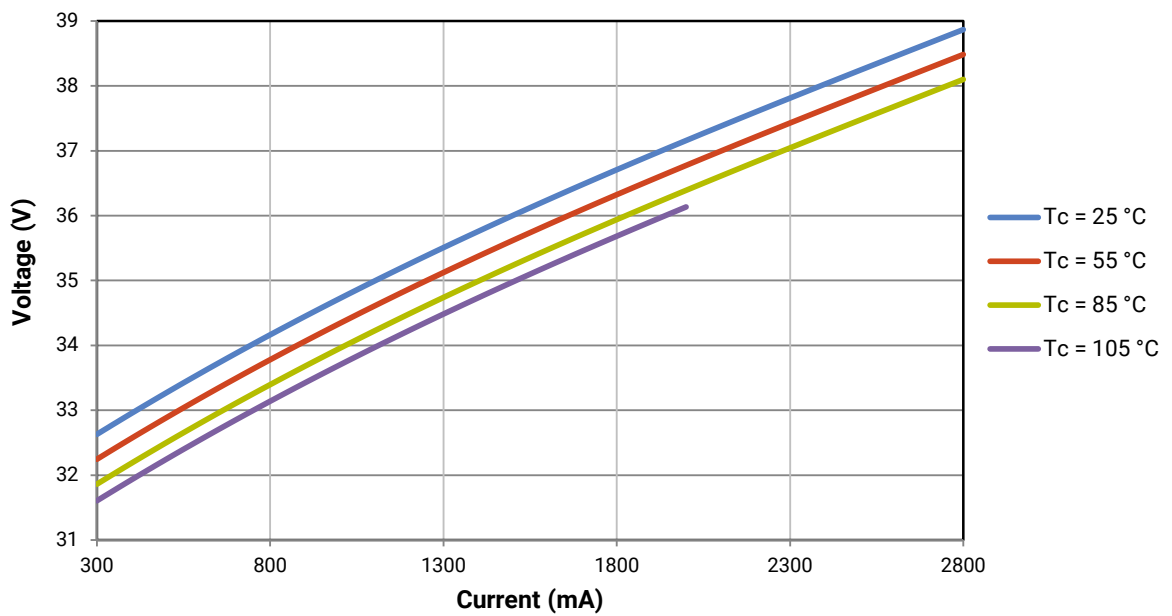
RELATIVE SPECTRAL POWER DISTRIBUTION

The following graph is the result of a series of pulsed measurements at 1900 mA and $T_j = 85^\circ\text{C}$.



ELECTRICAL CHARACTERISTICS

The following graph is the result of a series of steady-state measurements.

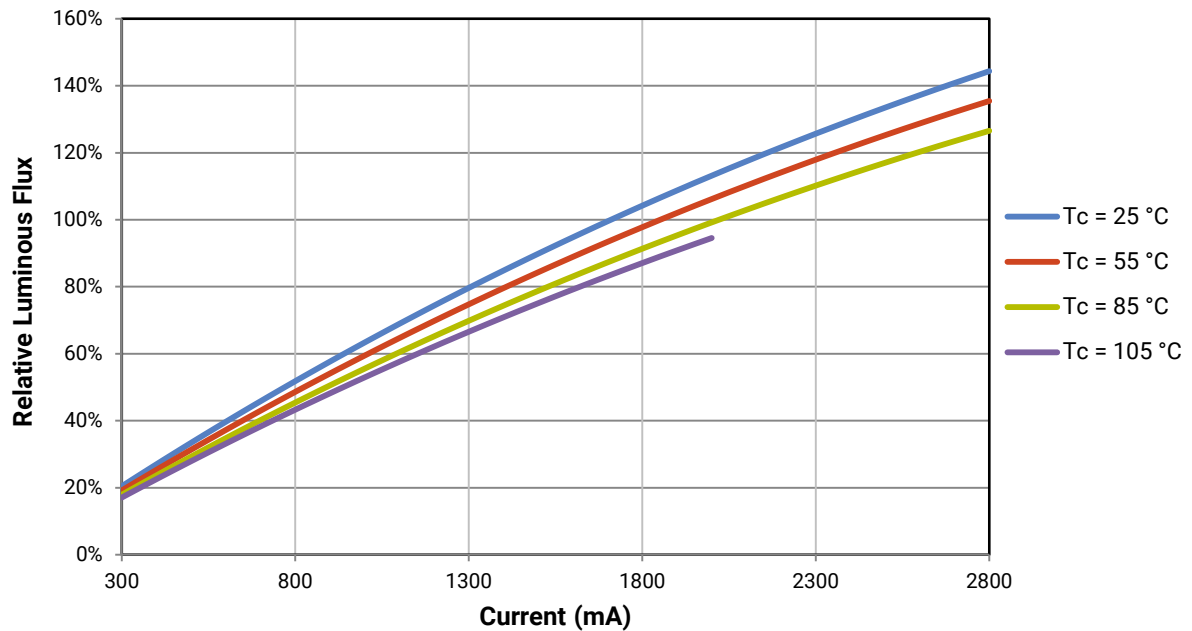


RELATIVE LUMINOUS FLUX

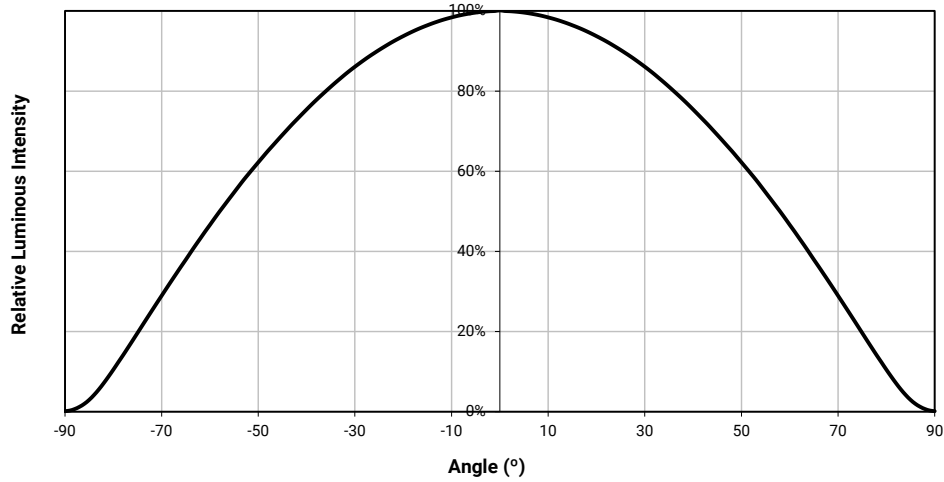
The relative luminous flux values provided below are the ratio of:

- Measurements of CXA3070 at steady-state operation at the given conditions, divided by
- Flux measured during binning, which is a pulsed measurement at 1900 mA at $T_j = 85\text{ }^\circ\text{C}$.

For example, at steady-state operation of $T_c = 25\text{ }^\circ\text{C}$, $I_F = 1300\text{ mA}$, the relative luminous flux ratio is 80% in the chart below. A CXA3070 LED that measures 8500 lm during binning will deliver 6800 lm ($8500 \cdot 0.8$) at steady-state operation of $T_c = 25\text{ }^\circ\text{C}$, $I_F = 1300\text{ mA}$.



TYPICAL SPATIAL DISTRIBUTION



PERFORMANCE GROUPS - BRIGHTNESS ($I_F = 1900\text{ mA}$, $T_J = 85\text{ °C}$)

XLamp CXA3070 LEDs are tested for luminous flux and placed into one of the following bins.

| Group Code | Minimum Luminous Flux | Maximum Luminous Flux |
|------------|-----------------------|-----------------------|
| X2 | 5590 | 6010 |
| X4 | 6010 | 6430 |
| Y2 | 6430 | 6910 |
| Y4 | 6910 | 7390 |
| Z2 | 7390 | 7945 |
| Z4 | 7945 | 8500 |
| AB | 8500 | 9000 |
| AD | 9000 | 9500 |
| BB | 9500 | 10,000 |
| BD | 10,000 | 11,000 |
| CB | 11,000 | 12,000 |

PERFORMANCE GROUPS - CHROMATICITY ($T_j = 85\text{ °C}$)

XLamp CXA3070 LEDs are tested for chromaticity and placed into one of the regions defined by the following bounding coordinates.

| EasyWhite Color Temperatures – 2-Step | | | |
|---------------------------------------|--------|--------|--------|
| Code | CCT | x | y |
| 50H | 5000 K | 0.3429 | 0.3507 |
| | | 0.3434 | 0.3571 |
| | | 0.3475 | 0.3604 |
| | | 0.3469 | 0.3539 |
| 40H | 4000 K | 0.3784 | 0.3741 |
| | | 0.3804 | 0.3818 |
| | | 0.3867 | 0.3857 |
| | | 0.3844 | 0.3778 |
| 35H | 3500 K | 0.4030 | 0.3857 |
| | | 0.4061 | 0.3941 |
| | | 0.4132 | 0.3976 |
| | | 0.4099 | 0.3890 |
| 30H | 3000 K | 0.4291 | 0.3973 |
| | | 0.4333 | 0.4062 |
| | | 0.4395 | 0.4084 |
| | | 0.4351 | 0.3994 |
| 27H | 2700 K | 0.4528 | 0.4046 |
| | | 0.4578 | 0.4138 |
| | | 0.4638 | 0.4152 |
| | | 0.4586 | 0.4060 |

| EasyWhite Color Temperatures – 3-Step Ellipse | | | | | | |
|---|--------|--------------|--------|------------|------------|--------------------|
| Bin Code | CCT | Center Point | | Major Axis | Minor Axis | Rotation Angle (°) |
| | | x | y | a | b | |
| 50G | 5000 K | 0.3447 | 0.3553 | 0.00840 | 0.00312 | 65.0 |
| 40G | 4000 K | 0.3818 | 0.3797 | 0.00939 | 0.00402 | 53.7 |
| 35G | 3500 K | 0.4073 | 0.3917 | 0.00927 | 0.00414 | 54.0 |
| 30G | 3000 K | 0.4338 | 0.4030 | 0.00834 | 0.00408 | 53.2 |
| 27G | 2700 K | 0.4577 | 0.4099 | 0.00834 | 0.00420 | 48.5 |

PERFORMANCE GROUPS - CHROMATICITY ($T_j = 85\text{ }^\circ\text{C}$) - CONTINUED

| EasyWhite Color Temperatures – 4-Step | | | |
|---------------------------------------|--------|--------|--------|
| Code | CCT | x | y |
| 65F | 6500 K | 0.3097 | 0.3196 |
| | | 0.3079 | 0.3297 |
| | | 0.3164 | 0.3382 |
| | | 0.3176 | 0.3275 |
| 57F | 5700 K | 0.3253 | 0.3325 |
| | | 0.3249 | 0.3439 |
| | | 0.3331 | 0.3514 |
| | | 0.3330 | 0.3393 |
| 50F | 5000 K | 0.3407 | 0.3459 |
| | | 0.3415 | 0.3586 |
| | | 0.3499 | 0.3654 |
| | | 0.3484 | 0.3521 |
| 40F | 4000 K | 0.3744 | 0.3685 |
| | | 0.3782 | 0.3837 |
| | | 0.3912 | 0.3917 |
| | | 0.3863 | 0.3758 |
| 35F | 3500 K | 0.3981 | 0.3800 |
| | | 0.4040 | 0.3966 |
| | | 0.4186 | 0.4037 |
| | | 0.4116 | 0.3865 |
| 30F | 3000 K | 0.4242 | 0.3919 |
| | | 0.4322 | 0.4096 |
| | | 0.4449 | 0.4141 |
| | | 0.4359 | 0.3960 |
| 27F | 2700 K | 0.4475 | 0.3994 |
| | | 0.4573 | 0.4178 |
| | | 0.4695 | 0.4207 |
| | | 0.4589 | 0.4021 |

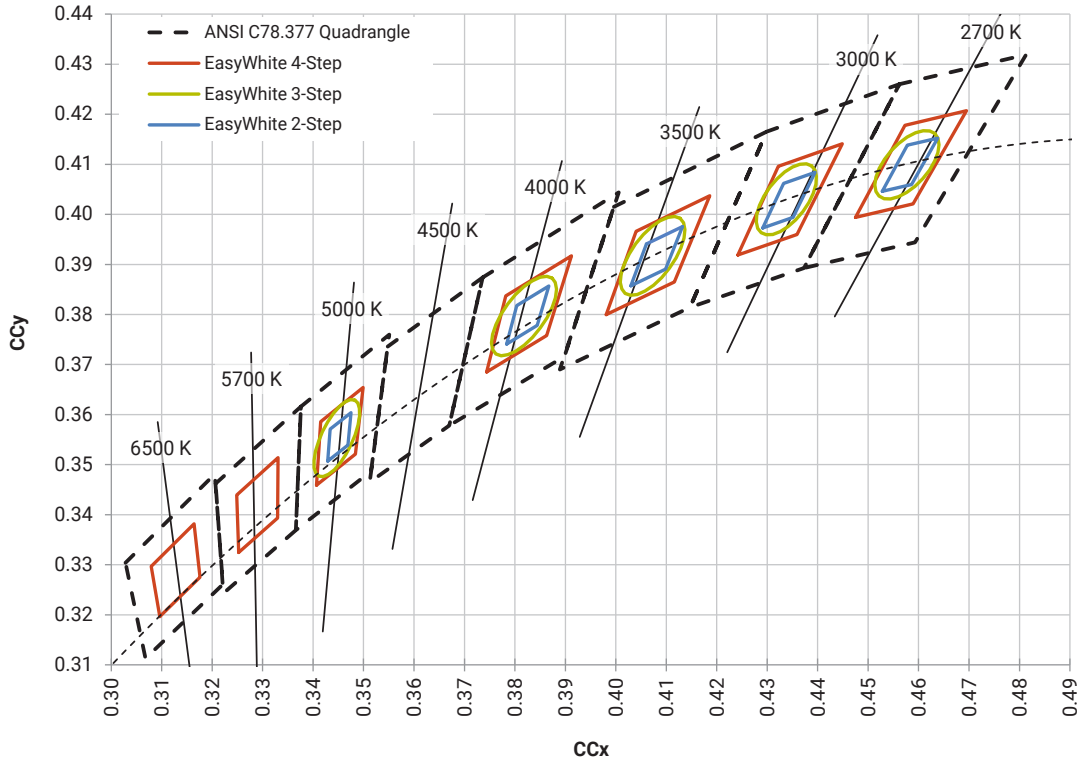
PERFORMANCE GROUPS - CHROMATICITY ($T_j = 85\text{ }^\circ\text{C}$) - CONTINUED

| ANSI White Bins | | | | |
|-----------------|--------|----------|--------|--------|
| Code | CCT | Bin Code | x | y |
| 0E1 | 6500 K | 1A0 | 0.3048 | 0.3207 |
| | | | 0.3130 | 0.3290 |
| | | | 0.3144 | 0.3186 |
| | | | 0.3068 | 0.3113 |
| | | 1B0 | 0.3028 | 0.3304 |
| | | | 0.3115 | 0.3391 |
| | | | 0.3130 | 0.3290 |
| | | | 0.3048 | 0.3207 |
| | | 1C0 | 0.3115 | 0.3391 |
| | | | 0.3205 | 0.3481 |
| | | | 0.3213 | 0.3373 |
| | | | 0.3130 | 0.3290 |
| | | 1D0 | 0.3130 | 0.3290 |
| | | | 0.3213 | 0.3373 |
| | | | 0.3221 | 0.3261 |
| | | | 0.3144 | 0.3186 |

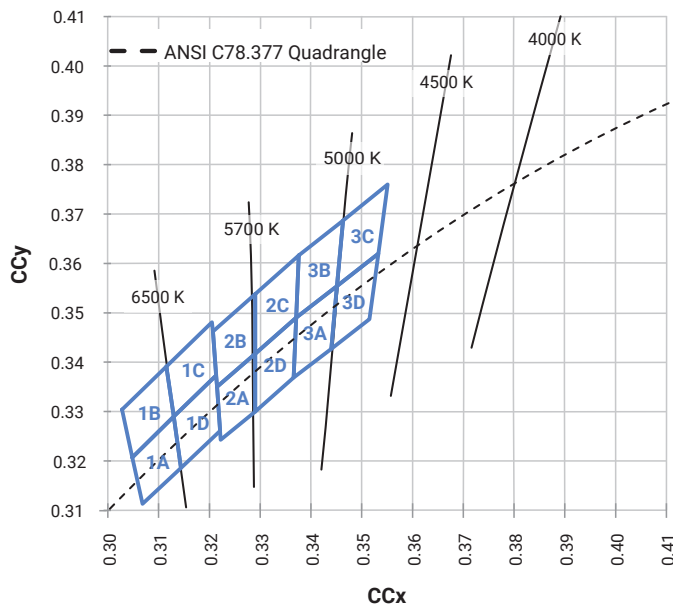
| ANSI White Bins | | | | |
|-----------------|--------|----------|--------|--------|
| Code | CCT | Bin Code | x | y |
| 0E2 | 5700 K | 2A0 | 0.3215 | 0.3350 |
| | | | 0.3290 | 0.3417 |
| | | | 0.3290 | 0.3300 |
| | | | 0.3222 | 0.3243 |
| | | 2B0 | 0.3207 | 0.3462 |
| | | | 0.3290 | 0.3538 |
| | | | 0.3290 | 0.3417 |
| | | | 0.3215 | 0.3350 |
| | | 2C0 | 0.3290 | 0.3538 |
| | | | 0.3376 | 0.3616 |
| | | | 0.3371 | 0.3490 |
| | | | 0.3290 | 0.3417 |
| | | 2D0 | 0.3290 | 0.3417 |
| | | | 0.3371 | 0.3490 |
| | | | 0.3366 | 0.3369 |
| | | | 0.3290 | 0.3300 |

| ANSI White Bins | | | | |
|-----------------|--------|----------|-------|-------|
| Code | CCT | Bin Code | x | y |
| 0E3 | 5000 K | 3A0 | .3371 | .3490 |
| | | | .3451 | .3554 |
| | | | .3440 | .3427 |
| | | | .3366 | .3369 |
| | | 3B0 | .3376 | .3616 |
| | | | .3463 | .3687 |
| | | | .3451 | .3554 |
| | | | .3371 | .3490 |
| | | 3C0 | .3463 | .3687 |
| | | | .3551 | .3760 |
| | | | .3533 | .3620 |
| | | | .3451 | .3554 |
| | | 3D0 | .3451 | .3554 |
| | | | .3533 | .3620 |
| | | | .3515 | .3487 |
| | | | .3440 | .3427 |

EASYWHITE® BINS PLOTTED ON THE 1931 CIE COLOR SPACE ($T_j = 85^\circ\text{C}$)

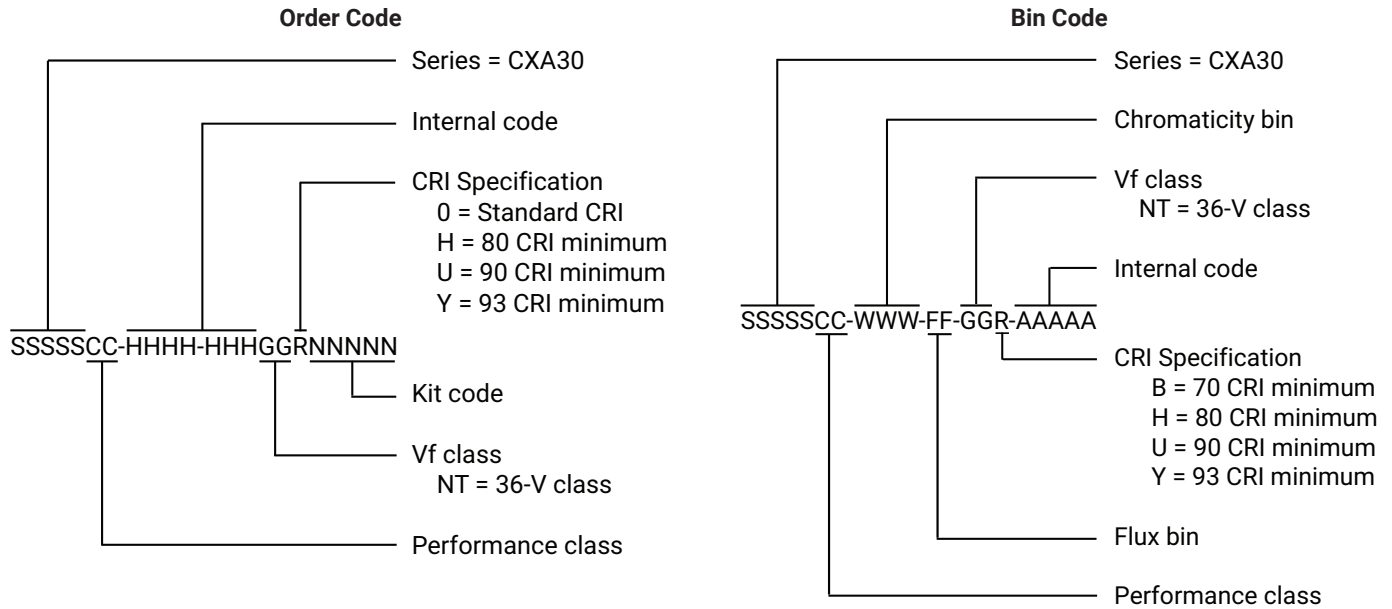


ANSI WHITE BINS PLOTTED ON THE 1931 CIE COLOR SPACE ($T_j = 85^\circ\text{C}$)



BIN AND ORDER CODE FORMATS

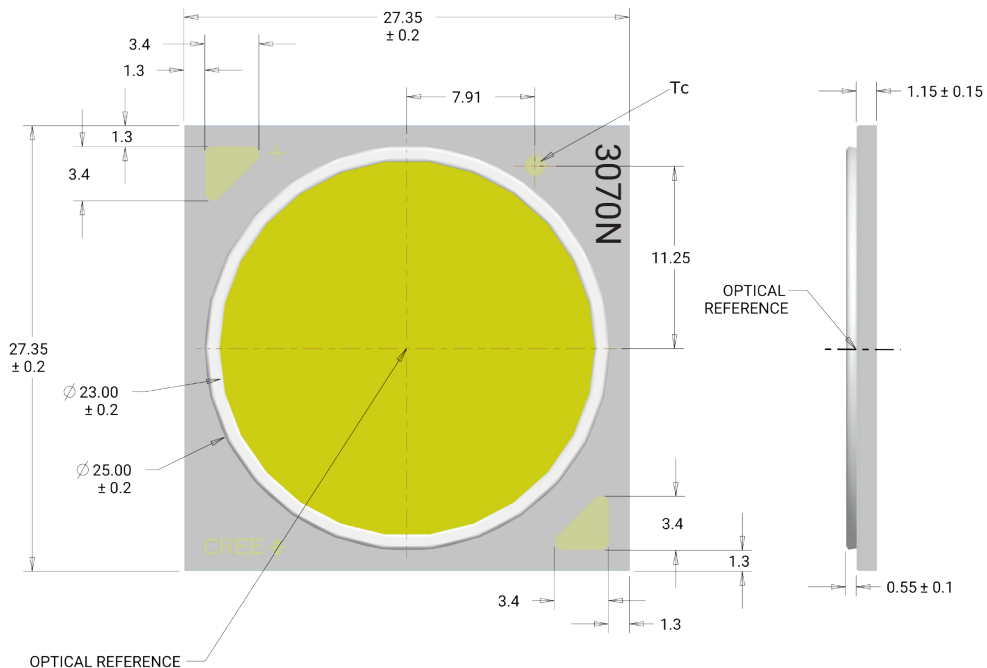
Bin codes and order codes are configured as follows:



MECHANICAL DIMENSIONS

Dimensions are in mm.
 Tolerances unless otherwise specified: ± 0.13
 $\alpha^\circ \pm 1^\circ$

Meaning of 3070N
 3070N = 36-V CXA3070



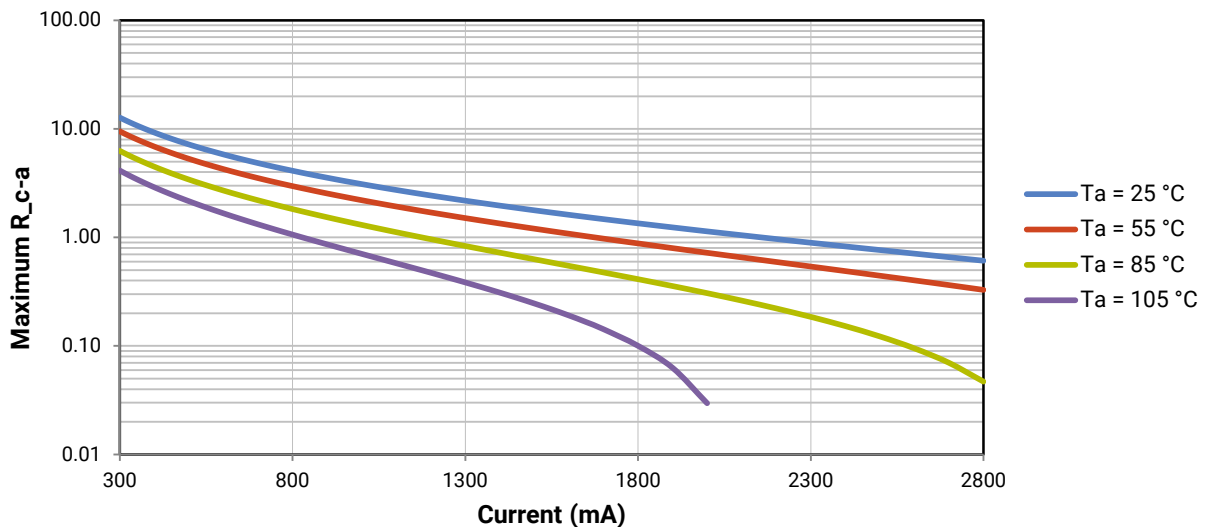
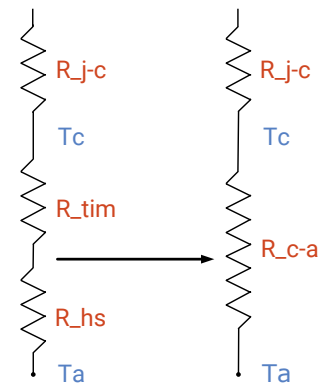
THERMAL DESIGN

The CXA family of LED arrays can include over a hundred different LED die inside one package, and thus over a hundred different junction temperatures (T_j). Cree LED has intentionally removed junction-temperature-based operating limits and replaced the commonplace maximum T_j calculations with maximum ratings based on forward current (I_f) and case temperature (T_c). No additional calculations are required to ensure that the CXA LED is being operated within its designed limits. LES temperature measurement provides additional verification of good thermal design. Please refer to page 2 for the Operating Limit specifications.

There is no need to calculate for T_j inside the package, as the thermal management design process, specifically from T_{sp} to ambient (T_a), remains identical to any other LED component. For more information on thermal management of XLamp LEDs, please refer to the [Thermal Management application note](#). For CXA soldering recommendations and more information on thermal interface materials (TIM), LES temperature measurement, and connection methods, please refer to the [XLamp CX Family LEDs soldering and handling document](#). The [CX Family LED Design Guide](#) provides basic information on the requirements to use XLamp CXA LEDs successfully in luminaire designs.

To keep the CXA3070 LED at or below the maximum rated T_c , the case to ambient temperature thermal resistance (R_{c-a}) must be at or below the maximum R_{c-a} value shown on the following graph, depending on the operating environment. The y-axis in the graph is a base 10 logarithmic scale.

As the figure at right shows, the R_{c-a} value is the sum of the thermal resistance of the TIM (R_{tim}) plus the thermal resistance of the heat sink (R_{hs}).



NOTES

Measurements

The luminous flux, radiant power, chromaticity, forward voltage and CRI measurements in this document are binning specifications only and solely represent product measurements as of the date of shipment. These measurements will change over time based on a number of factors that are not within Cree LED's control and are not intended or provided as operational specifications for the products. Calculated values are provided for informational purposes only and are not intended or provided as specifications.

Pre-Release Qualification Testing

Please read the [LED Reliability Overview](#) for details of the qualification process Cree LED applies to ensure long-term reliability for XLamp LEDs and details of Cree LED's pre-release qualification testing for XLamp LEDs.

Lumen Maintenance

Cree LED now uses standardized IES LM-80-08 and TM-21-11 methods for collecting long-term data and extrapolating LED lumen maintenance. For information on the specific LM-80 data sets available for this LED, refer to the public [LM-80 results document](#).

Please read the [Long-Term Lumen Maintenance application note](#) for more details on Cree LED's lumen maintenance testing and forecasting. Please read the [Thermal Management application note](#) for details on how thermal design, ambient temperature, and drive current affect the LED junction temperature.

RoHS Compliance

The levels of RoHS restricted materials in this product are below the maximum concentration values (also referred to as the threshold limits) permitted for such substances, or are used in an exempted application, in accordance with EU Directive 2011/65/EC (RoHS2), as implemented January 2, 2013. RoHS Declarations for this product can be obtained from your Cree LED representative or from the [Product Ecology](#) section of the Cree LED website.

REACH Compliance

REACH substances of very high concern (SVHCs) information is available for this product. Since the European Chemical Agency (ECHA) has published notice of their intent to frequently revise the SVHC listing for the foreseeable future, please contact a Cree LED representative to insure you get the most up-to-date REACH Declaration. REACH banned substance information (REACH Article 67) is also available upon request.

UL® Recognized Component

This product meets the requirements to be considered a UL Recognized Component with Level 4 enclosure consideration. The LED package or a portion thereof has been investigated as a fire and electrical enclosure per ANSI/UL 8750.

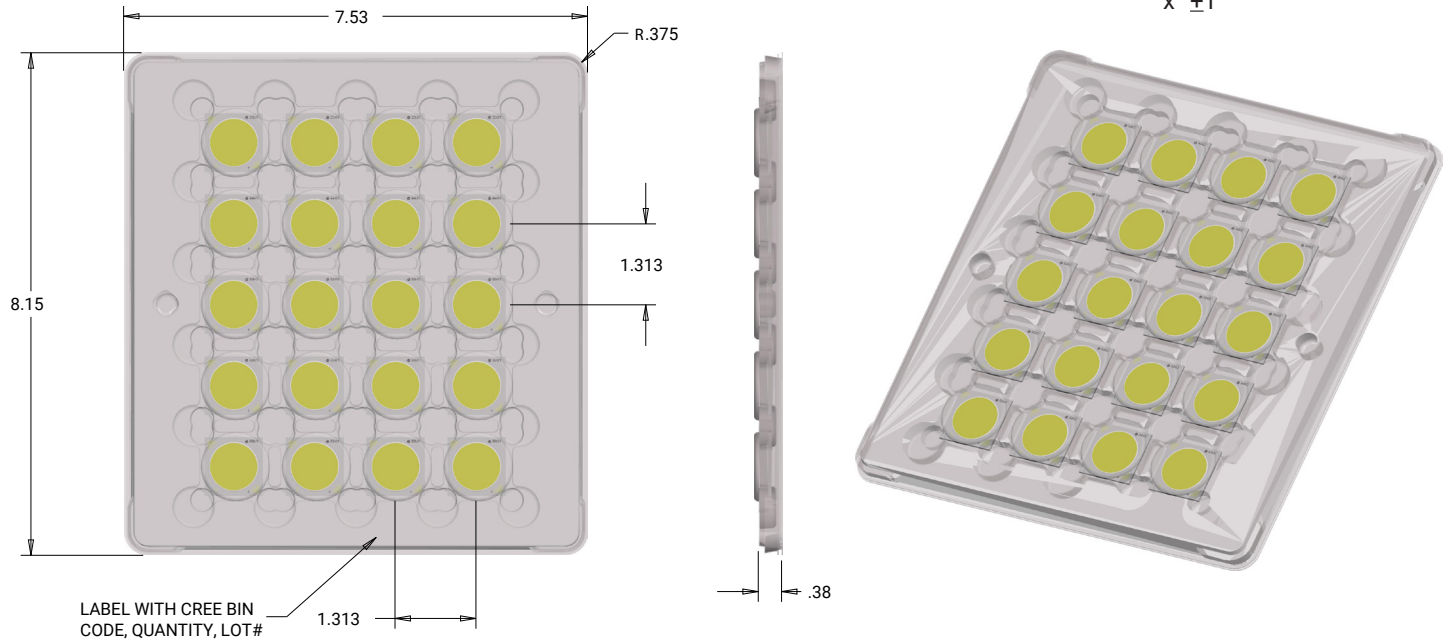
Vision Advisory

WARNING: Do not look at an exposed lamp in operation. Eye injury can result. For more information about LEDs and eye safety, please refer to the [LED Eye Safety application note](#).

PACKAGING

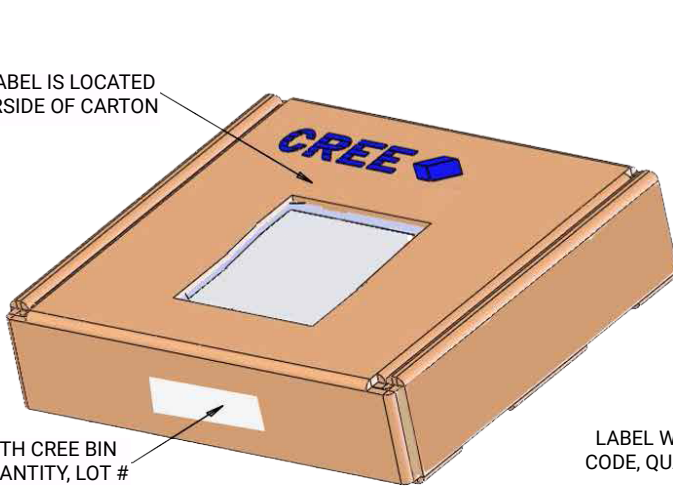
CXA3070 LEDs are packaged in trays of 20. Five trays are sealed in an anti-static bag and placed inside a carton, for a total of 100 LEDs per carton. Each carton contains 100 LEDs from the same performance bin.

Dimensions are in inches.
Tolerances: $\pm .13$
 $x^\circ \pm 1^\circ$



PATENT LABEL IS LOCATED ON UNDERSIDE OF CARTON

LABEL WITH CREE BIN CODE, QUANTITY, LOT #



BAG

LABEL WITH CREE BIN CODE, QUANTITY, LOT #

