


3.7 x 3.1mm Industrial Grade Built-in Capacitance Ceramic Resonator

AWSCR-CV

Pb in ceramic, exemption (7c-I)

RoHS/RoHS II compliant



3.7 x 3.1 x 1.0mm

Moisture Sensitivity Level (MSL) – This product is not Moisture Sensitive - MSL = 1

FEATURES:

- Low resonant impedance
- Built-in load capacitors
- IR reflow capable

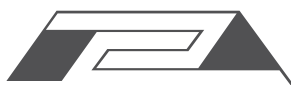
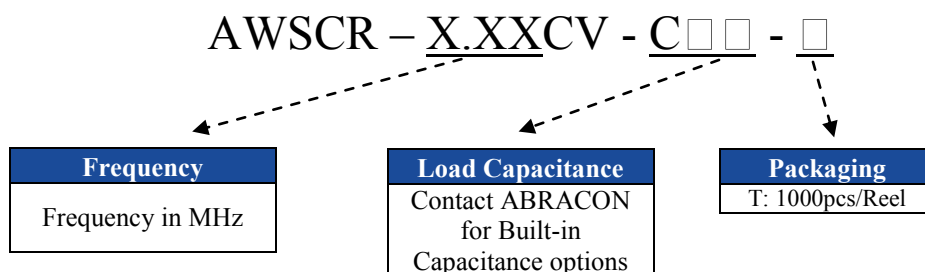
APPLICATIONS:

- Remote controls, Microprocessor clocks, Mobile phones, DVD & CD-Roms, Electric appliances
- Consumer electronics

STANDARD SPECIFICATIONS:

Parameters	Minimum	Typical	Maximum	Units	Notes
Frequency Range	8.00		13.00	MHz	
	16.00		60.00		
Resonant Impedance (Ro)			30	Ω	8.00 MHz – 13.00 MHz
			60		13.01 MHz – 15.99 MHz
			40		16.00 MHz – 20.00 MHz
			40		20.01 MHz – 25.99 MHz
			40		26.00 MHz – 60.00 MHz
Standard Built-in Capacitance (C1=C2)	22 – 20%	22	22 + 20%	pF	8.00 MHz – 13.00 MHz
	22 – 20%	22	22 + 20%		13.01 MHz – 15.99 MHz
	22 – 20%	22	22 + 20%		16.00 MHz – 20.00 MHz
	10 – 20%	10	10 + 20%		20.01 MHz – 25.99 MHz
	5 – 20%	5	5 + 20%		26.00 MHz – 60.00 MHz
Frequency Tolerance @25 °C	-0.5		0.5	%	
Frequency Stability @ -25°C to +85°C	-0.4		0.4	%	8.00 MHz – 13.00 MHz
	-0.3		0.3		13.01 MHz – 60.00 MHz
Withstanding Voltage		50		V	DC , 1 min
Rating Voltage	(1) D.C. Voltage		6	V	
	(2) A.C. Voltage		15	Vp-p.	
Insulation Resistance	100			MΩ	10V, 1min
Operation Temperature	-25		85	°C	
Storage Temperature	-55		85	°C	
Aging Rate (Fosc) (10 years)	-0.3		0.3	%	

OPTIONS AND PART IDENTIFICATION:




3.7 x 3.1mm Industrial Grade Built-in Capacitance Ceramic Resonator

AWSCR-CV

Pb in ceramic, exemption (7c-I)

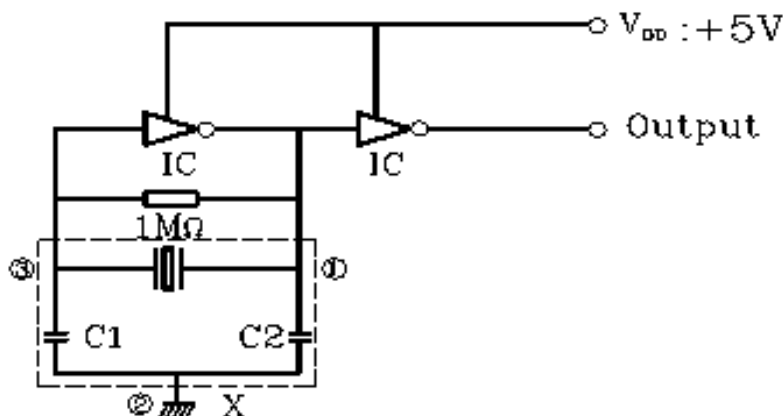
RoHS/RoHS II compliant



3.7 x 3.1 x 1.0mm

TEST CIRCUIT:

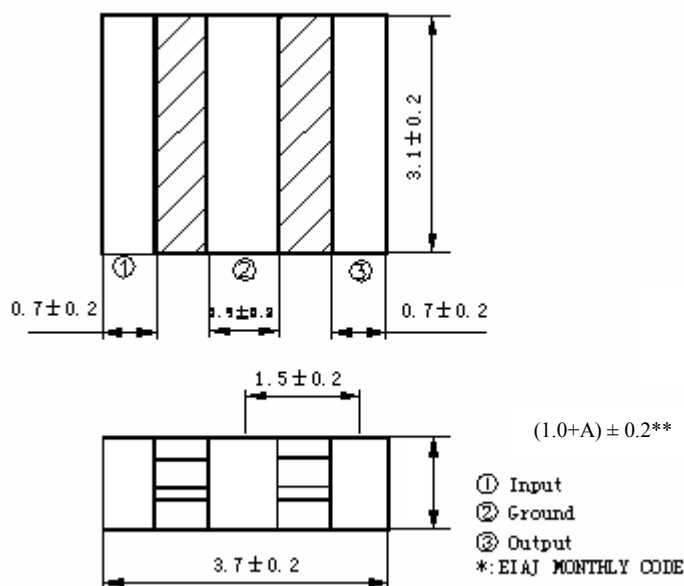
Parts shall be measured under a condition (Temp.: $20 \pm 15^\circ\text{C}$, Humidity: $65 \pm 20\%$ R.H.) unless the standard condition (Temp: $25 \pm 3^\circ\text{C}$, Humidity: $65 \pm 10\%$ R.H.) is regulated to measure



X: Ceramic Resonator

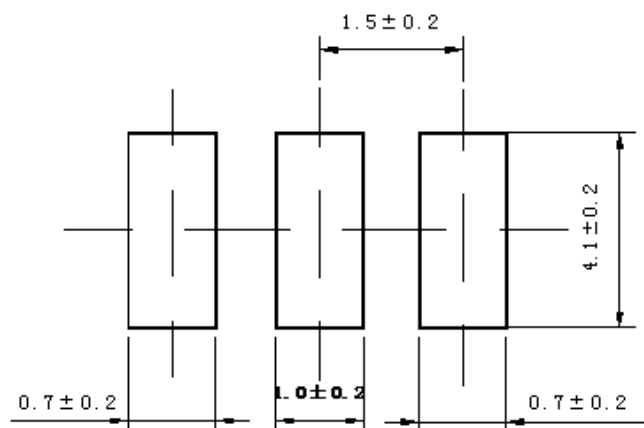
1. Input
2. Ground
3. Output

OUTLINE DRAWING:



** A stands for the thickness of the ceramic element, which varies with the frequency

Recommended Land Pattern




Dimension: mm

3.7 x 3.1mm Industrial Grade Built-in Capacitance Ceramic Resonator

AWSCR-CV

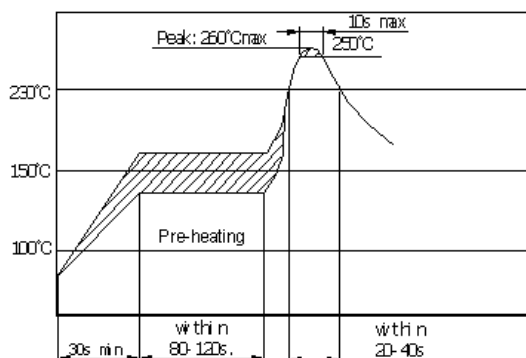
Pb in ceramic, exemption (7c-I)

RoHS/RoHS II compliant



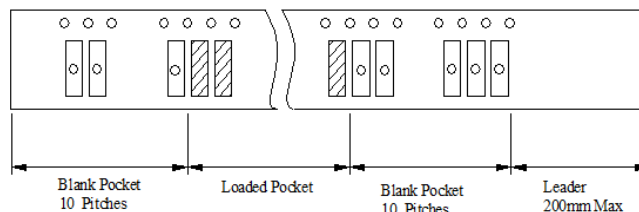
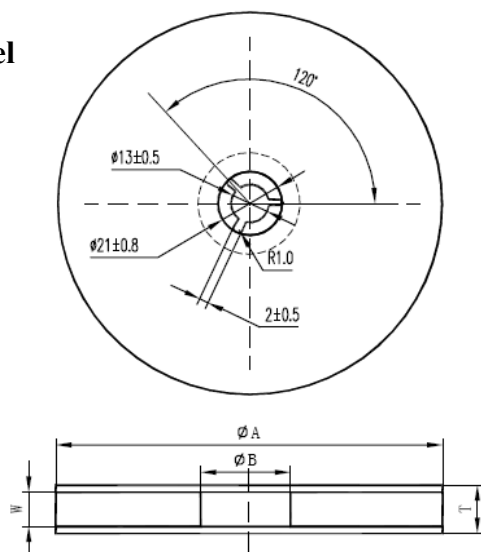
3.7 x 3.1 x 1.0mm

SUGGESTED REFLOW:



TAPE & REEL:

Packaging:
T: 1000pcs/Reel



Reel Quantity	ϕA	ϕB	W	T	Pieces per reel	Carrier tape size
1000 (T)	180 ± 3	60 min.	12.4 min	19.4 max	1000 typ.	12

Note: upon opening the original packaging, it is recommended that the product be used within 1 year. If the product will not be used within 1 year, it is recommended that the product be re-sealed in airtight packaging according to MSL 1 requirements to maintain solderability.

Dimensions: mm

CAUTION:

- (1) Do not apply excess mechanical stress to the component body or terminations. Do not attempt to re-form or bend the components as this will cause damage to the component.
- (2) This component is not hermetically sealed. Do not clean or wash the component.
- (3) Reflow Soldering: Do not use strong acidity flux, such as flux with chlorine content of greater than 0.2wt% during Reflow Soldering.
- (4) Do not expose the component to open flame.
- (5) This specification applies to the functionality of the component as a single unit.
- (6) Storage Conditions: If the product is to be stored for a period greater than Six Months after the Delivery Date, it is recommended that customers confirm the solderability and characteristics for the product prior to use.
- (7) This product is not recommended for use in the following applications: Automotive, Medical, Military, Safety, or any other high-reliability, life dependant applications. Contact Abracon Corporation prior to using this product when in doubt.