



HMC-T2270



Synthesized Signal Generator, 10 MHz to 70 GHz



Information furnished by Analog Devices is believed to be accurate and reliable. However, no responsibility is assumed by Analog Devices for its use, nor for any infringements of patents or other rights of third parties that may result from its use. Specifications subject to change without notice. No license is granted by implication or otherwise under any patent or patent rights of Analog Devices. Trademarks and registered trademarks are the property of their respective owners.

HMC-T2270

SYNTHESIZED SIGNAL GENERATOR, 10 MHz to 70 GHz

v05.0216

Wide Frequency Range, 10 MHz to 70 GHz Signal Generator!

The HMC-T2270 is an easy to implement test equipment solution designed to fulfill your signal generation needs. Built on a foundation of high quality and market leading Hittite MMICs, the HMC-T2270 provides high output power, low harmonic levels and broad frequency range.

This compact and light weight signal generator also features USB, GPIB and Ethernet interfaces ensuring carefree integration within various test environments while improving overall productivity and equipment utilization.

Applications

- ◆ ATE
- ◆ Test & Measurement
- ◆ R&D Laboratories

Advantages

- ◆ Versatile: Simplifies Test Set-Ups
- ◆ Efficient: 500 μ s Frequency Switching
- ◆ Reliable: Incorporates Hittite MMICs
- ◆ Flexible: Manual or Software Control
Via USB, GPIB or Ethernet



Performance

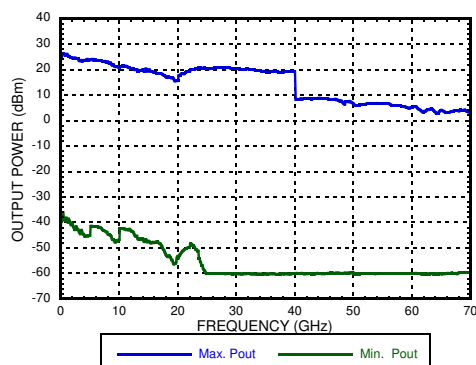
- ◆ High Output Power:
 - +26 dBm @ 1 GHz
 - +3.0 dBm @ 70 GHz
- ◆ Wide Frequency Range:
 - 10 MHz to 70 GHz
- ◆ Excellent Phase Noise Performance:
 - 118 dBc/Hz @ 10 kHz Offset @ 1 GHz
 - 79 dBc/Hz @ 100 kHz Offset @ 67 GHz
- ◆ Integer Spurious:
 - < -65 dBc
- ◆ Power Resolution: 0.1 dB
- ◆ Frequency Resolution: 1 Hz

HMC-T2270

SYNTHESIZED SIGNAL GENERATOR, 10 MHz to 70 GHz

v05.0216

Output Power Range



Dynamic Range: > 60 dB

Resolution: 0.1 dB

Power Accuracy:
± 1 dB > 500 MHz
± 2 dB ≤ 500 MHz
± 2 dB < -20 dBm (All Frequencies)

RF OFF < -90 dBm

Harmonics

| Frequency (GHz) | Sub-Harmonics (dBc) | 2nd Harmonics (dBc) | 3rd Harmonics (dBc) |
|-----------------|---------------------|---------------------|---------------------|
| 0.01 | -77 | -38 | -44 |
| 0.5 | -78 | -34 | -55 |
| 1 | -78 | -39 | -50 |
| 2 | -78 | -32 | -40 |
| 5 | -74 | -37 | -59 |
| 10 | -58 | -33 | -64 |
| 15 | -41 | -40 | -60 |
| 25 | -71 | -29 | - |
| 30 | -70 | -40 | - |
| 40 | -50 | - | - |
| 50 | -46 | - | - |
| 60 | -50 | - | - |
| 70 | -58 | - | - |

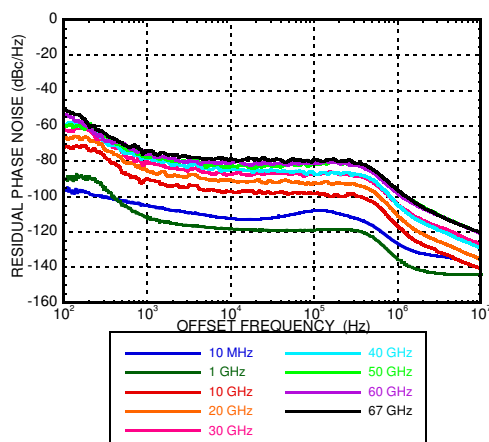
Output Power = +10 dBm

Output Power:

+10 dBm at or below 40 GHz

See Max. Power above 40 GHz

SSB Phase Noise vs. Frequency



SSB Phase Noise (dBc/Hz)

| Frequency (GHz) | Offset From Carrier | | | | | | |
|-----------------|---------------------|--------|-------|--------|---------|-------|--------|
| | 10 Hz | 100 Hz | 1 kHz | 10 kHz | 100 kHz | 1 MHz | 10 MHz |
| 0.01 | -86 | -95 | -104 | -112 | -107 | -126 | -140 |
| 1 | -80 | -90 | -111 | -118 | -118 | -134 | -143 |
| 10 | -63 | -72 | -90 | -97 | -98 | -117 | -141 |
| 20 | -62 | -66 | -85 | -90 | -92 | -111 | -136 |
| 30 | -54 | -62 | -80 | -87 | -87 | -105 | -127 |
| 40 | -51 | -60 | -78 | -84 | -87 | -105 | -129 |
| 50 | -45 | -55 | -75 | -81 | -80 | -96 | -120 |
| 60 | -41 | -54 | -76 | -81 | -81 | -98 | -121 |
| 67 | -46 | -51 | -74 | -79 | -79 | -96 | -120 |

Spurious

- < -65 dBc @ Integer Frequencies (See Table)
- < -63 dBc @ Fractional Frequencies <10 GHz
- < -57 dBc @ Fractional Frequencies 10-20 GHz
- < -52 dBc @ Fractional Frequencies 20-40 GHz
- < -46 dBc @ Fractional Frequencies > 40 GHz

Integer Frequencies *

| Frequency Band (MHz) | Frequency Step Size (MHz) |
|----------------------|---------------------------|
| 25 - 450 | 25 |
| 450 - 625 | 6.25 |
| 625 - 1250 | 12.5 |
| 1250 - 2500 | 25 |
| 2500 - 5000 | 50 |
| 5000 - 10000 | 100 |
| 10000 - 20000 | 200 |
| 20000 - 40000 | 400 |
| 40000 - 70000 | 800 |

* All other frequencies are fractional.

Above data is typical performance at +25°C after 30 minutes of warm-up time unless otherwise stated.

For price, delivery, and to place orders: Analog Devices, Inc., One Technology Way, P.O. Box 9106, Norwood, MA 02062-9106

Phone: 781-329-4700 • Order online at www.analog.com

Application Support: Phone: 1-800-ANALOG-D

HMC-T2270

SYNTHESIZED SIGNAL GENERATOR, 10 MHz to 70 GHz

v05.0216

General Specifications

| | |
|--|--|
| Frequency: | Power - AC: |
| Accuracy: | 100 to 240 VAC @ 50 to 60 Hz |
| For < 2.5 GHz, Reference +0/-90 nHz | Operating Temperature: (For indoor use only) |
| For > 2.5 GHz, Reference +0/-2.88 uHz | 0 to 35 °C |
| Internal Reference: ±1.5 ppm | Storage Temperature: -20 to 70 °C |
| Resolution: 1 Hz | Cooling: 2 Internal Fans |
| Aging Rate: <1 ppm/yr | Fan Noise: < 50 dBa |
| External Reference Input: 10 MHz (Sine Wave) | Mechanical Vibration & Shock: |
| Internal Reference Output: 10 MHz (Square Wave) | MIL PRF-288000 Class 4, non operating |
| Frequency Switching Speed: 500 µs | Compliance: |
| RF Output Power Change Versus Temperature: | CSA & CE |
| 10 MHz to 5 GHz 0.10 dB/°C | ECCN: |
| 5 GHz to 15 GHz 0.125 dB/°C | 3A002.d.3.f |
| 15 GHz to 20 GHz 0.20 dB/°C | General Mechanical Characteristics |
| 20 GHz to 70 GHz 0.10 dB/°C | H: 76.2 mm (3 in) |
| Input / Output: | W: 203 mm (8 in) |
| 10 MHz REFOUT ^[1] | D: 305 mm (12 in) |
| 10 MHz REFIN ^[2] | Weight 3.7 kg (8.25 lbs) |
| TRIGGER IN ^[3] : TTL | Warranty: 1 Year Parts and Labor |
| TRIGGER OUT ^[3] : TTL | |
| RS-232 (used for field upgrades) | |
| Ethernet | |
| GPIO | |
| USB 2.0 | |
| RF Output 1.85mm Female | |
| Maximum DC voltage applied to RF Output: 5 Volts | |

[1] +10 dBm typ. into 50 Ohms; BNC Connector

[2] +5 dBm max., -5 dBm min., 50 Ohms; BNC Connector

[3] The trigger input can be driven from either 3.3V or 5V sources for direct interface with TTL signal levels; BNC Connector

Above data is typical performance at +25°C after 30 minutes of warm-up time unless otherwise stated.

For price, delivery, and to place orders: Analog Devices, Inc., One Technology Way, P.O. Box 9106, Norwood, MA 02062-9106

Phone: 781-329-4700 • Order online at www.analog.com

Application Support: Phone: 1-800-ANALOG-D

HMC-T2270

SYNTHESIZED SIGNAL GENERATOR, 10 MHz to 70 GHz

v05.0216

HMC-T2270 Rear Panel I/O Connections



Connectivity & Control

Its compact size, light weight, fast switching speed and USB, GBIP and Ethernet control interfaces support the standard SCPI command set ensuring smooth integration within all test environments, particularly those associated with automated test. An installation disk that accompanies each unit includes all the drivers required to remotely control the device as well as a user friendly GUI interface (right) compatible with a Windows XP®, Windows Vista® or Windows 7® or operating system. User control is facilitated via pull down menus that allow programming of single or swept modes in frequency or power. Integration of multiple units within a production test environment is easy, and affordable.

Remote Interface

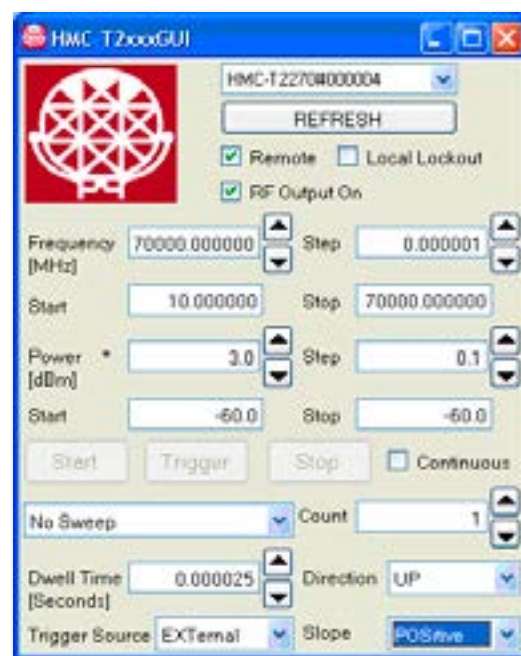
Hardware: USB (Windows XP®, Windows Vista®, Windows 7® Drivers Supplied), GPIB or Ethernet

Software: LabVIEW 2009 Driver

Frequency Switching Speed:
500 us Typ.

Local Interface

Front Panel Rotary Knob & Display



HMC-T2100 Compatibility

To facilitate integration into existing HMC-T2100 applications, the HMC-T2270 has a HMC-T2100 compatibility mode. In this mode, the HMC-T2270 identifies itself as a HMC-T2100 so that the HMC-T2100 USB drivers will work for a HMC-T2270, and programs which use the *IDN? string will recognize a HMC-T2270 as a HMC-T2100. Frequency resolution, maximum and minimum values for power, and minimum sweep dwell time also change to match the HMC-T2100.

Windows® - Windows XP®, Windows Vista® and Windows 7® are registered trademarks of Microsoft Corporation.

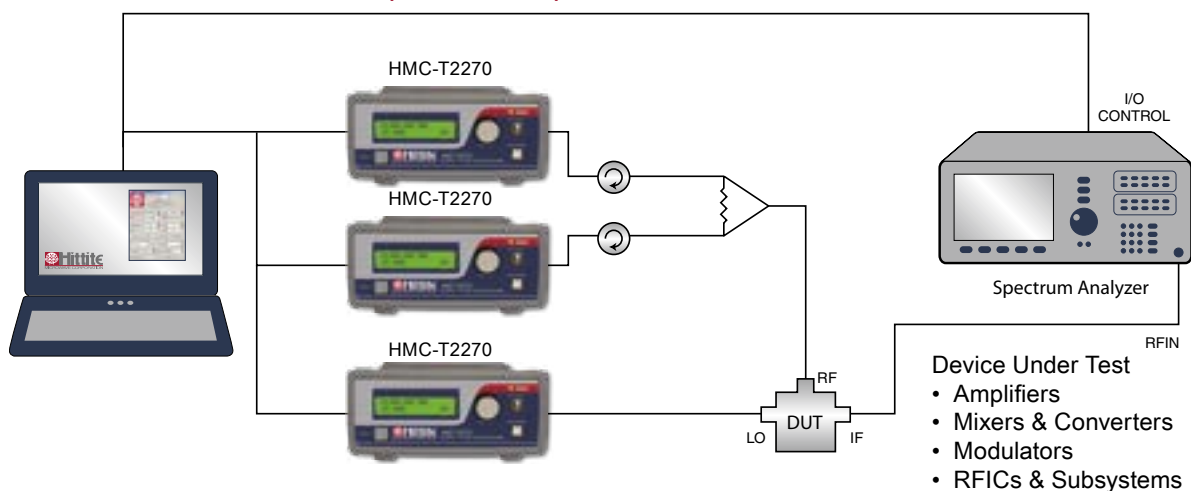
For price, delivery, and to place orders: Analog Devices, Inc., One Technology Way, P.O. Box 9106, Norwood, MA 02062-9106
Phone: 781-329-4700 • Order online at www.analog.com
Application Support: Phone: 1-800-ANALOG-D

HMC-T2270

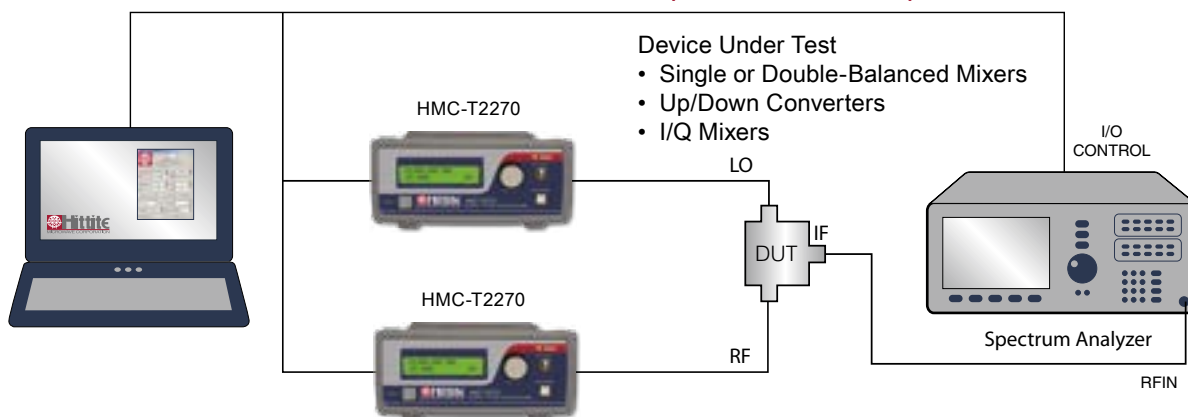
SYNTHESIZED SIGNAL GENERATOR, 10 MHz to 70 GHz

v05.0216

Two Tone Third Order Intercept Test Set-up



Efficient Mixer Conversion Loss, Isolation & MxN Spurious Test Set-up



HMC-T2270

SYNTHESIZED SIGNAL GENERATOR, 10 MHz to 70 GHz

v05.0216

HMC-T2270



Ordering Information

| Model Number | Description | Price |
|--------------|--|-------|
| HMC-T2270 | Synthesized Signal Generator 10 MHz to 70 GHz | |

Includes 100 - 240V AC Power Supply and one Power Cord at no cost.
Please specify your preferred power cord part number at time of ordering. (see "Power Cord" table)

Test Rack Mount Kit

| Part Number | Description | Price |
|-------------|--|-------|
| HMC-RM02 | Dual Rack Mounting Plate 19" 2u Chassis | |



Power Cord

| Part Number | Region | |
|-------------|------------------------|---|
| HMC-PC01 | Continental Europe | ⏏ |
| HMC-PC02 | United Kingdom | ⏏ |
| HMC-PC03 | China | ⏏ |
| HMC-PC04 | Australia, New Zealand | ⏏ |
| HMC-PC05 | North America | ⏏ |
| HMC-PC06 | South Africa / India | ⏏ |
| HMC-PC07 | Switzerland | ⏏ |
| HMC-PC08 | Denmark | ⏏ |
| HMC-PC09 | Israel | ⏏ |
| HMC-PC10 | Italy | ⏏ |
| HMC-PC11 | Japan | ⏏ |

All pricing is in U.S. Dollars and is subject to change without notice.

For price, delivery, and to place orders: Analog Devices, Inc., One Technology Way, P.O. Box 9106, Norwood, MA 02062-9106
Phone: 781-329-4700 • Order online at www.analog.com
Application Support: Phone: 1-800-ANALOG-D