Relay socket

OR-5 series (10pcs/pack)



- By combining with OP-6-1 and HJ-31 on the male pin, this can perform relay.
- This can be fit to a back side leg of PN series.
- Please carry out soldering or crimping to fit electric wire.
- Material Pin part: Brass
  Contact part: Beryllium copper
  Resin part: Acetal copolymer (UL94HB)
  Color: BLACK, RED, YELLOW, GREEN, BLUE, WHITE
- Finish Pin part: Gold plating over nickel base
  Contact part: Gold plating over nickel base
- Rated current: 5A
- Withstand voltage: 1000V AC, DC per minute
- Contact resistance: 10m Ω or less
- Insertion / removal durability: 100 cycles
- Insertion forces: 150g or over
- Removal forces: 150g or over
- Adaptive male pin diameter: ϕ 0.8 to ϕ 1.0
- Operating temperature range: − 40 to + 85℃ (OR-5-1) (OR-5-3)
  − 40 to + 80℃ (OR-5-3-50)
  − 40 to + 125℃ (OR-5-2)



OR-5-1



OR-5-2

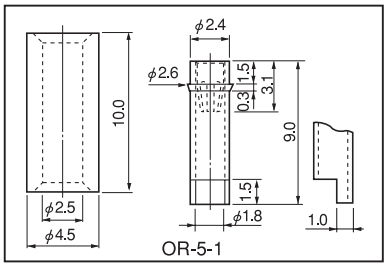

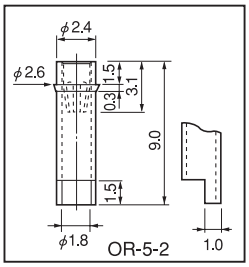

■ Part No.

Part No.	Accessories
OR-5-1	Resin
OR-5-2	None

Use the tool (OR-5-PF) to fit resin.

Part No.	Electric wire installation method
OR-5-3	Crimping
OR-5-3-50	Crimping, with electric wire (AWG20) of 50cm (The color of electric wire is the same color as the resin.)

※ To carry out crimping, the tool OMXT-1 and the edge tool (Part No.: X-10) are necessary.

■ OR-5-1: How to fit resin

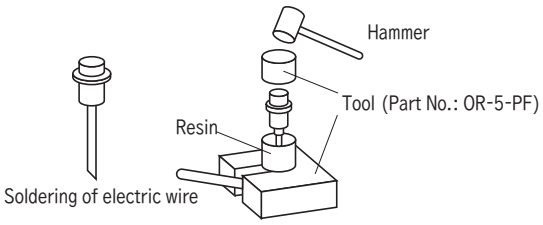

Use the tool (Part No.: OR-5-PF) to press-fit to the resin.

■ How to order

OR-5-1 RED ← Please specify the resin color.
(BLACK, RED, YELLOW, GREEN, BLUE, WHITE)

- Instructions for soldering the electric wire
  When soldering the electric wire for installation, please prevent the solder from going to the contact part.



Tool (Part No.: OR-5-PF)



OR-5-3

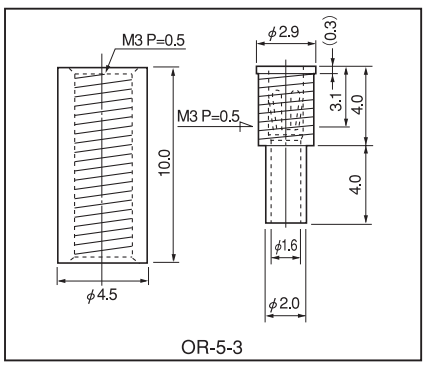

Downloaded from Arrow.com.