

Power supply unit - TRIO-PS/1AC/48DC/ 5 - 2866491

Please be informed that the data shown in this PDF Document is generated from our Online Catalog. Please find the complete data in the user's documentation. Our General Terms of Use for Downloads are valid (<http://phoenixcontact.com/download>)



Primary-switched TRIO POWER power supply for DIN rail mounting, input: 1-phase, output: 48 V DC/5 A

Product Description

TRIO POWER power supplies with standard functionality

TRIO POWER is particularly suited to standard machine production, thanks to 1- and 3-phase versions up to 960 W. The wide-range input and the international approval package enable worldwide use.


The robust metal housing, the high electric strength, and the wide temperature range ensure a high level of power supply reliability.

Your advantages

- ✓ Use the third negative terminal block as a grounding terminal block and minimize installation costs
- ✓ Rugged design with metal housing and wide temperature range from -25 to +70°C
- ✓ Maximum operational reliability thanks to high MTBF (mean time between failures) of more than 500,000 hours and high dielectric strength of up to 300 V AC
- ✓ Compensation of voltage drops by means of output voltage that can be adjusted on the front



Key Commercial Data

Packing unit	1 pc
GTIN	 4 046356 288378
GTIN	4046356288378
Weight per Piece (excluding packing)	1,551.300 g
Custom tariff number	85044030
Country of origin	China

Technical data

Dimensions

Width	60 mm
-------	-------

Power supply unit - TRIO-PS/1AC/48DC/ 5 - 2866491

Technical data

Dimensions

Height	130 mm
Depth	152.5 mm
Installation distance right/left	0 mm / 0 mm
Installation distance top/bottom	50 mm / 50 mm

Ambient conditions

Degree of protection	IP20
Ambient temperature (operation)	-25 °C ... 70 °C (> 55° C derating : 2.5%/K)
Ambient temperature (storage/transport)	-40 °C ... 85 °C
Max. permissible relative humidity (operation)	95 % (at 25 °C, non-condensing)
Climatic class	3K3 (in acc. with EN 60721)
Degree of pollution	2

Input data

Nominal input voltage range	100 V AC ... 240 V AC
Input voltage range	85 V AC ... 264 V AC (derating < 90 V AC: 2.5 % per Kelvin)
Dielectric strength maximum	300 V AC
AC frequency range	45 Hz ... 65 Hz
Discharge current to PE	< 3.5 mA
Current consumption	2.5 A (120 V AC)
	1.3 A (230 V AC)
Nominal power consumption	282 VA
Inrush current	< 15 A
Mains buffering time	> 15 ms (120 V AC)
	> 16 ms (230 V AC)
Recommended breaker for input protection	10 A ... 16 A (Characteristics B, C, D, K)
Power factor (cos phi)	0.96
Type of protection	Transient surge protection
Protective circuit/component	Varistor

Output data

Nominal output voltage	48 V DC \pm 1 %
Setting range of the output voltage (U_{Set})	30 V DC ... 56 V DC (> 48 V DC, constant capacity restricted)
Nominal output current (I_N)	5 A (-25 °C ... 55 °C)
Derating	55 °C ... 70 °C (2.5%/K)
Connection in parallel	yes, for redundancy and increased capacity
Connection in series	yes
Feedback voltage resistance	60 V DC
Protection against overvoltage at the output (OVP)	< 60 V DC

Power supply unit - TRIO-PS/1AC/48DC/ 5 - 2866491

Technical data

Output data

Max. capacitive load	unlimited
Active current limitation	Approx 5.7 A (in the event of a short-circuit)
Control deviation	< 1 % (change in load, static 10 % ... 90 %)
	< 2 % (change in load, dynamic 10 % ... 90 %)
	< 0.1 % (change in input voltage ± 10 %)
Residual ripple	< 50 mV _{PP}
Output power	240 W
Typical response time	< 1 s
Peak switching voltages nominal load	< 50 mV _{PP}
Maximum power dissipation in no-load condition	7 W
Power loss nominal load max.	28 W

General

Net weight	1.4 kg
Operating voltage display	Green LED
Efficiency	> 89 % (for 230 V AC and nominal values)
	> 1337000 h (40 °C)
Insulation voltage input/output	4 kV AC (type test)
	2 kV AC (routine test)
Insulation voltage input / PE	2 kV AC (type test)
	2 kV AC (routine test)
Insulation voltage output / PE	500 V DC (type test)
Degree of protection	IP20
Protection class	I (with PE connection)
Mounting position	horizontal DIN rail NS 35, EN 60715
Assembly instructions	alignable: horizontally 0 mm, vertically 50 mm

Connection data, input

Connection method	Screw connection
Conductor cross section solid min.	0.2 mm ²
Conductor cross section solid max.	2.5 mm ²
Conductor cross section flexible min.	0.2 mm ²
Conductor cross section flexible max.	2.5 mm ²
Conductor cross section AWG min.	24
Conductor cross section AWG max.	14
Stripping length	9 mm
Screw thread	M2,5

Connection data, output

Power supply unit - TRIO-PS/1AC/48DC/ 5 - 2866491

Technical data

Connection data, output

Connection method	Screw connection
Conductor cross section solid min.	0.2 mm ²
Conductor cross section solid max.	2.5 mm ²
Conductor cross section flexible min.	0.2 mm ²
Conductor cross section flexible max.	2.5 mm ²
Conductor cross section AWG min.	24
Conductor cross section AWG max.	14
Stripping length	9 mm
Screw thread	M2,5

Standards

EMC requirements for noise immunity	EN 61000-6-1
	EN 61000-6-2
EMC requirements for noise emission	EN 61000-6-3
	EN 61000-6-4
Standard - Electrical safety	EN 60950-1/VDE 0805 (SELV)
Standard – Electronic equipment for use in electrical power installations and their assembly into electrical power installations	EN 50178/VDE 0160 (PELV)
Standard – Safety extra-low voltage	EN 60950-1 (SELV)
	EN 60204 (PELV)
Standard - Safe isolation	DIN VDE 0100-410
Standard – Protection against shock currents, basic requirements for protective separation in electrical equipment	EN 50178
Standard – Limitation of mains harmonic currents	EN 61000-3-2
Rail applications	EN 50121-4

Conformance/approvals

UL approvals	UL/C-UL listed UL 508
	UL/C-UL Recognized UL 60950-1

EMC data

Electromagnetic compatibility	Conformance with EMC Directive 2014/30/EU
Low Voltage Directive	Conformance with Low Voltage Directive 2014/35/EC
Electrostatic discharge	EN 61000-4-2
Contact discharge	6 kV (Test Level 3)
Discharge in air	8 kV (Test Level 3)
Electromagnetic HF field	EN 61000-4-3
Frequency range	80 MHz ... 1 GHz
Test field strength	10 V/m
Frequency range	1 GHz ... 2 GHz

Power supply unit - TRIO-PS/1AC/48DC/ 5 - 2866491

Technical data

EMC data

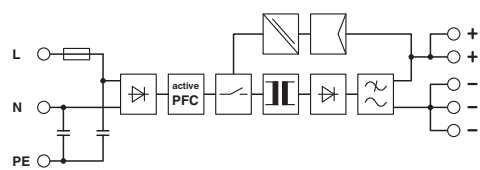
Test field strength	10 V/m
Frequency range	2 GHz ... 3 GHz
Test field strength	10 V/m
Comments	Criterion A
Fast transients (burst)	EN 61000-4-4
Input	4 kV (Test Level 4 - asymmetrical)
Output	4 kV (Test Level 4 - asymmetrical)
Signal	2 kV (Test Level 3 - asymmetrical)
Comments	Criterion A
Surge voltage load (surge)	EN 61000-4-5
Input	2 kV (Test Level 3 - symmetrical)
	4 kV (Test Level 4 - asymmetrical)
Output	1 kV (Test Level 2 - symmetrical)
	2 kV (Test Level 3 - asymmetrical)
Comments	Criterion A
Conducted interference	EN 61000-4-6
Frequency range	0.15 MHz ... 80 MHz
Voltage	10 V (Test Level 3)
Comments	Criterion A
Voltage dips	EN 61000-4-11

Environmental Product Compliance

REACH SVHC	Lead 7439-92-1
China RoHS	Environmentally Friendly Use Period = 25;
	For details about hazardous substances go to tab "Downloads", Category "Manufacturer's declaration"

Drawings

Block diagram



Power supply unit - TRIO-PS/1AC/48DC/ 5 - 2866491

Classifications

eCl@ss

eCl@ss 10.0.1	27040701
eCl@ss 11.0	27040701
eCl@ss 4.0	27040700
eCl@ss 4.1	27040700
eCl@ss 5.0	27049000
eCl@ss 5.1	27049000
eCl@ss 6.0	27049000
eCl@ss 7.0	27049002
eCl@ss 9.0	27040701

ETIM

ETIM 2.0	EC001039
ETIM 3.0	EC001039
ETIM 4.0	EC000599
ETIM 6.0	EC002540
ETIM 7.0	EC002540

UNSPSC

UNSPSC 6.01	30211502
UNSPSC 7.0901	39121004
UNSPSC 11	39121004
UNSPSC 12.01	39121004
UNSPSC 13.2	39121004
UNSPSC 18.0	39121004
UNSPSC 19.0	39121004
UNSPSC 20.0	39121004
UNSPSC 21.0	39121004

Approvals

Approvals

Approvals









UL Listed / UL Recognized / cUL Recognized / cUL Listed / EAC / EAC / cULus Recognized / cULus Listed

Ex Approvals

Power supply unit - TRIO-PS/1AC/48DC/ 5 - 2866491

Approvals

Approval details

UL Listed		http://database.ul.com/cgi-bin/XYV/template/LISEXT/1FRAME/index.htm	FILE E 123528
UL Recognized		http://database.ul.com/cgi-bin/XYV/template/LISEXT/1FRAME/index.htm	FILE E 211944
cUL Recognized		http://database.ul.com/cgi-bin/XYV/template/LISEXT/1FRAME/index.htm	FILE E 211944
cUL Listed		http://database.ul.com/cgi-bin/XYV/template/LISEXT/1FRAME/index.htm	FILE E 123528
EAC			EAC-Zulassung
EAC			RU*DE*08.B.01873/19
cULus Recognized			
cULus Listed			

Accessories

Accessories

Assembly adapter

Power supply unit - TRIO-PS/1AC/48DC/ 5 - 2866491

Accessories

Assembly adapters - UWA 182/52 - 2938235



Universal wall adapter for securely mounting the device in the event of strong vibrations. The device is screwed directly onto the mounting surface. The universal wall adapter is attached on the top/bottom.

Device protection

Type 3 surge protection device - PLT-SEC-T3-230-FM-UT - 2907919



Type 2/3 surge protection, consisting of protective plug and base element with screw connection. For single-phase power supply network with integrated status indicator and remote signaling. Nominal voltage: 230 V AC/DC

Type 3 surge protection device - PLT-SEC-T3-60-FM-UT - 2907917



Type 3 surge protection, consisting of protective plug and base element, with integrated status indicator and remote signaling for single-phase power supply networks. Nominal voltage: 60 V AC/DC

Mounting rail adapter

DIN rail adapter - UTA 107 - 2853983



Universal DIN rail adapter, for screwing on switchgear

Potential distributor

Power supply unit - TRIO-PS/1AC/48DC/ 5 - 2866491

Accessories

Potential distributors - VIP-2/SC/PDM-2/24 - 2315269



VARIOFACE module, with two equipotential busbars (P1, P2) for potential distribution, for mounting on NS 35 rails. Module width: 70.4 mm

Potential distributors - VIP-3/PT/PDM-2/24 - 2903798



VARIOFACE module with push-in connection and two equipotential busbars (P1, P2) for potential distribution, for mounting on NS 35 rails. Module width: 57.1 mm
