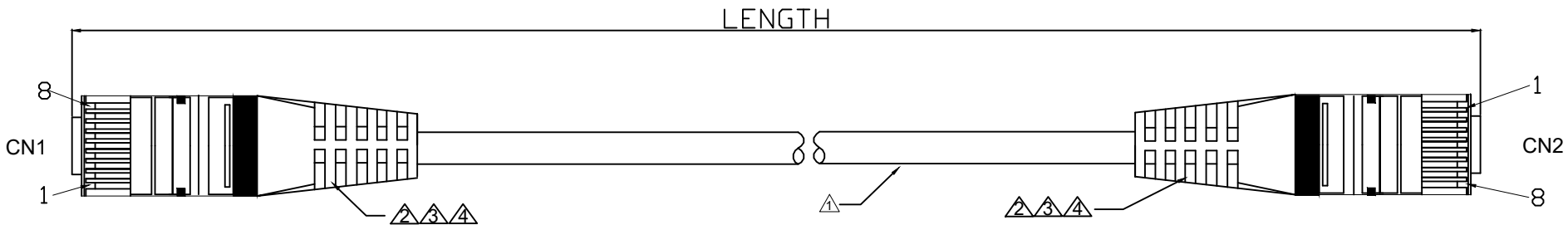
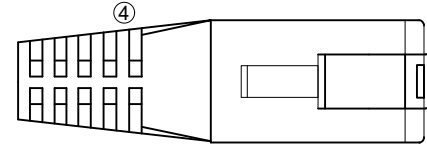
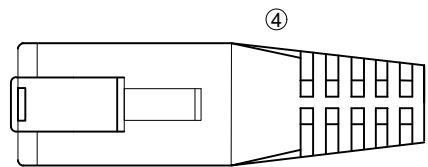


A



B

C



① Order code:A-MCSSP60XXX : color Grey

order lengths in meter:
0.5,1,2,3,5,7,10,15,20,30

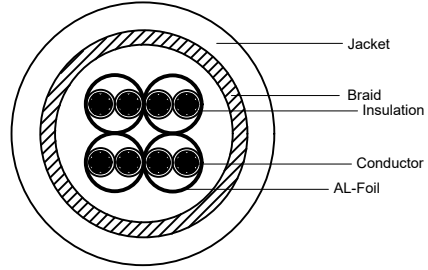
① Order code:A-MCSSP60XXX/X

order lengths in meter:
0.5,1,2,3,5,7,10,15,20,30

order color: (R)Red,(Y)Yellow,
(G)Green,(B)Blue

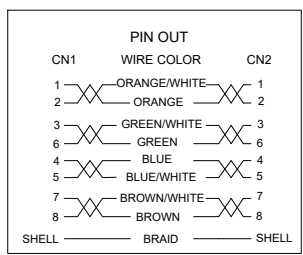
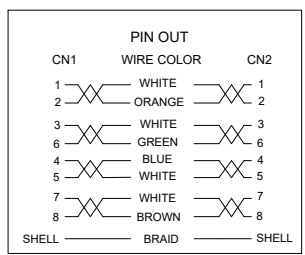
② Tolerance

⑤ Length Code	Length(meter)	Max-M	Min-M
005	0.5	+0.03	-0.025
010	1	+0.04	-0.035
020	2	+0.06	-0.06
030	3	+0.09	-0.09
050	5	+0.15	-0.15
070	7	+0.21	-0.21
100	10	+0.3	-0.3
150	15	+0.45	-0.45
200	20	+0.6	-0.6
300	30	+0.9	-0.9



Electrical test:
Open/Short/intermittence: 100%

⑦ Storage & Operating Temperature:-20°C to +60°C



⑥ *The PIN OUT is applied to cable length ≥10M

*The PIN OUT is applied to cable length <10M

④	NO.	NAME.	Q'TY	SPECIFICATION
④	④	AL-Foil	2	Double-sided conductive aluminum foil
④	③	Molding PVC	2	Molding PVC 65P
	②	RJ45 CONN	2	RJ45 8P8C,Two Fork gold plated contacts 3u" with metal housing
④	③	CABLE	1	CAT6 S/FTP(26AWG*1PR-A)*4+B(AM)+PVC OD:5.8±0.2mm

G

RoHS compliant
Unit: mm

Scale	FREE	⑦	Add temperature	05.02.2026	Luca	Date	Name	Customer-No.
TOLERANCE		⑥	Add a PIN OUT for cable length ≥10M	19.08.2022	Luca	Drawn	01.02.2016	Joanna
		⑤	Add length code	29.06.2022	Luca	Approved	05.02.2026	Luca
		④	Change the plant	12.04.2022	Luca			
DIM	TOL	③	Update the cable description	01.11.2018	Segal			
		②	Clarify the tolerance	23.08.2018	Segal			
Angle	TOL	Id.	Modification	Date	Name			

SPECIFICATION	
ASSMANN WSW-No.	A-MCSSP60XXX/X
Drawing-No.	ASS 7542 CA
Replace	rev07
Sheet	

H