



Technical data	
Communications	Modbus TCP master/slave Modbus (UDP), WagoAppPlcModbus Library Modbus (RTU), WagoAppPlcModbus Library ETHERNET EtherNet/IP™ Adapter (slave) EtherNet/IP™ Scanner EtherCAT® Master OPC UA Server/Client OPC UA Pub/Sub (can be installed later) MQTT RS-232 serial interface RS-485 interface BACnet/IP, <b>requires an additional license</b> Telecontrol protocols, <b>requires an additional license</b>
ETHERNET protocols	DHCP DNS NTP FTP FTPS SNMP HTTP HTTPS SSH
Telecontrol protocols	IEC 60870 (additional license as slave or master) IEC 61850 (additional license as Client or Server) DNP3 (additional license as Slave or Master)
Visualization	Web-Visu
Operating system	Real-time Linux (with PREEMPT_RT patch)
Support period for security updates	> 5 years
CPU	Cortex A8; 1 GHz
Programming languages per IEC 61131-3	Instruction List (IL) Ladder Diagram (LD) Function Block Diagram (FBD) Continuous Function Chart (CFC) Structured Text (ST) Sequential Function Chart (SFC)
Programming environment	CODESYS V3.5, Firmware Release 23 or higher <i>e!</i> COCKPIT (based on CODESYS V3) up to Firmware Release 22 WAGO-I/O-PRO V2.3 (based on CODESYS V2.3), up to Firmware Release 22
Configuration options	CODESYS V3 <i>e!</i> COCKPIT WAGO-I/O-CHECK Web-Based Management <i>e!</i> RUNTIME library CODESYS Library
Transmission rate	ETHERNET: 10/100 Mbit/s
Transmission medium (communication/fieldbus)	ETHERNET: Twisted pair S-UTP; 100 Ω; Cat. 5; 100 m maximum cable length
Main memory (RAM)	512 MB
Internal memory (flash)	4096 MB
Non-volatile hardware memory	128 KB
Program memory	CODESYS V2: 16 MB; CODESYS V3: 32 MB
Data memory	CODESYS V2: 64 MB; CODESYS V3: 128 MB
Non-volatile software memory	128 KB
Non-volatile software memory	128 KB
Type of memory card	SD and SDHC up to 32 GB (all guaranteed properties only valid with WAGO's memory card)
Memory Card Slot	Push-push mechanism; cover lid (sealable)
Number of modules per node (max.)	250
Number of modules without a bus extension (max.)	64
Input and output process image (internal) max.	1000 words/1000 words
Input and output process image (Modbus®) max.	CODESYS V2: 1000 words/1000 words; CODESYS V3: 32000 words/32000 words
Drift – system clock (25 °C)	20 ppm
Drift – Real Time Clock (25 °C)	3 ppm
RTC backup time (25 °C)	30 days
Indicators	LED (SYS, RUN, I/O, U1 ... U7) red/green/orange: Status of system, program, local data bus, status programmable by user (can be used via CODESYS library); LED (A, B) green: Status of system power supply, field supply
Supply voltage (system)	24 VDC (-25 ... +30 %); via pluggable connector (CAGE CLAMP® connection)
Input current (typ.) at nominal load (24 V)	550 mA

### Technical data

Total current (system supply)	1700 mA
Supply voltage (field)	24 VDC (-25 ... +30 %); via power jumper contacts
Current carrying capacity (power jumper contacts)	10 A
Number of outgoing power jumper contacts	3
Isolation	500 V system/field

### Connection Data

Connection technology: communication/fieldbus	Modbus (TCP, UDP): 2 x RJ-45; Modbus RTU: 1 x D-sub 9 socket; RS-232 serial interface: 1 x D-sub 9 socket; RS-485 interface: 1 x D-sub 9 socket
Connection technology: system supply	2 x CAGE CLAMP®
Connection technology: field supply	6 x CAGE CLAMP®
Connectable conductor materials	Copper
Connection type	System/field supply
Solid conductor	0.08 ... 2.5 mm <sup>2</sup> / 28 ... 14 AWG
Fine-stranded conductor	0.08 ... 2.5 mm <sup>2</sup> / 28 ... 14 AWG
Strip length	8 ... 9 mm / 0.31 ... 0.35 inches
Connection technology: device configuration	1 x Male connector; 4-pole

### Physical data

Width	78.6 mm / 3.094 inches
Height	100 mm / 3.937 inches
Depth	71.9 mm / 2.831 inches
Depth from upper-edge of DIN-rail	64.7 mm / 2.547 inches

### Mechanical data

Mounting type	DIN-35 rail
---------------	-------------

### Material data

Color	light gray
Housing material	Polycarbonate; polyamide 6.6
Fire load	2.273 MJ
Weight	214.8 g
Conformity marking	CE

### Environmental requirements




Ambient temperature (operation)	0 ... +55 °C
Ambient temperature (storage)	-25 ... +85 °C
Protection type	IP20
Pollution degree	2 per IEC 61131-2
Operating altitude	without temperature derating: 0 ... 2000 m; with temperature derating: 2000 ... 5000 m (0.5 K/100 m); 5000 m (max.)
Mounting position	Horizontal left, horizontal right, horizontal top, horizontal bottom, vertical top and vertical bottom
Relative humidity (without condensation)	95 %
Vibration resistance	4g per IEC 60068-2-6
Shock resistance	15g per IEC 60068-2-27
EMC immunity to interference	per EN 61000-6-2, marine applications
EMC emission of interference	per EN 61000-6-3, marine applications
Exposure to pollutants	per IEC 60068-2-42 and IEC 60068-2-43
Permissible H <sub>2</sub> S contaminant concentration at a relative humidity 75 %	10 ppm
Permissible SO <sub>2</sub> contaminant concentration at a relative humidity 75 %	25 ppm

Commercial data	
PU (SPU)	1 pcs
Packaging type	Box
Country of origin	DE
GTIN	4055143758789
Customs tariff number	85371091990
Support period for security updates	> 5 years

Product Classification	
UNSPSC	32151705
eCl@ss 10.0	27-24-26-07
eCl@ss 9.0	27-24-26-07
ETIM 9.0	EC000236
ETIM 10.0	EC000236
ECCN	NO US CLASSIFICATION

Environmental Product Compliance	
RoHS Compliance Status	Compliant, No Exemption
SCIP notification number (Austria)	cdb3fb17-40de-4401-b69f-a4eba7617a35
SCIP notification number (Belgium)	9df949dc-8215-49fb-bc3d-b8138adf3d54
SCIP notification number (Bulgaria)	5e2cc238-0b57-44f5-841a-914b9a9106db
SCIP notification number (Czech Republic)	6f2ec62b-b1d7-41fd-bd08-53f1f066579b
SCIP notification number (Denmark)	dda30b2f-13b4-4ba2-8217-5f0911ac8064
SCIP notification number (Finland)	bfb94d6c-4452-4dc4-98bf-4cf30aeadaf9
SCIP notification number (France)	db8dc1da-3777-4580-86fe-b255678ad3e9
SCIP notification number (Germany)	cdb9d8e9-1c7c-4cb5-82a9-d1a354436f8c
SCIP notification number (Hungary)	f8f5a668-40a0-464c-b631-0b54aaa609d9
SCIP notification number (Italy)	3e3ff0a4-e76c-467a-a261-16166081f0f4
SCIP notification number (Netherlands)	610f023d-547b-4525-a177-7f59d1b13f66
SCIP notification number (Poland)	03c368e7-1dea-4f72-9fd1-9476580f0177
SCIP notification number (Romania)	37a892a9-87c6-421a-9519-f669f4cd6102
SCIP notification number (Sweden)	88ce2c4e-8c0c-411c-a562-f03f7e9471cd

### Approvals / Certificates

General approvals		
  		
Approval	Standard	Certificate Name
EAC GZO Almaty Standart	TP TC 020/2011	EAC CoC 03083
KC National Radio Research Agency	Article 58-2, Clause 3	MSIP-REM-W43-PFC750
UL Underwriters Laboratories Inc. (ORDINARY LOCATIONS)	-	E175199

Declarations of conformity and manufacturer's declarations		
Approval	Standard	Certificate Name
EU-Declaration of Conformity WAGO GmbH & Co. KG	-	-
UK-Declaration of Conformity WAGO GmbH & Co. KG	-	-

Approvals for marine applications



Approval	Standard	Certificate Name
ABS American Bureau of Ship- ping	-	25-0415412
BSH Bundesamt fuer Seeschiff- fahrt und Hydrographie	-	1104
BV Bureau Veritas S.A.	Rules for class. of Steel Ships	66711/A0
DNV DNV GL SE	DNV-CG-0339,Aug.2021	TAA0000194
KR Korean Register of Shipping	-	KR HMB05880-AC001
LR Lloyds Register EMEA	-	LR22180952TA
NK Nippon Kaiji Kyokai	Guidel. Perform. Type Ap- provals	TA25276M
PRS Polski Rejestr Statków	-	TE/1101/880590/23
RINA RINA Germany GmbH	-	ELE343521XG001

Approvals for hazardous areas



Approval	Standard	Certificate Name
ATEX TUEV Nord Cert GmbH	EN 60079-0	TUEV14ATEX148929X (II 3 G Ex ec IIC T4 Gc)
CCCEX CQST/CNEX	CNCA-C23-01	2020312310000213 (Ex ec IIC T4 Gc)
IECEX TUEV Nord Cert GmbH	IEC 60079-0	IECEX TUN 14.0035 X (Ex ec IIC T4 Gc)
INMETRO TUV Rheinland do Brasil Lt- da.	IEC 60079-0	TUV 12.1297 X
KTL Korea Testing Laboratory	KOSHA Article 34, IEC60079-0	21-KA4BO-0557X
UKEx WAGO GmbH & Co. KG	EN 60079-0	UKCA_WA GO22UKEX003X_ec
UL Underwriters Laboratories Inc. (HAZARDOUS LOCA- TIONS)	UL 121201	E198726

Downloads

Environmental Product Compliance

Compliance Search

Environmental Product Compliance 750-8212	↓
--	---

Documentation

Manual		
WAGO Solution Builder		↓
Function Manual for PFC100 2nd Generation, PFC200 2nd Generation and PFC300	3621366155   5   en-US   2026-02-03 07:08 06.02.2026	pdf 2460.24 KB ↓
Cyber Security for Con- troller PFC100 / PFC200	V 1.2.1 12.02.2025	pdf 3344.50 KB ↓
Product Manual PFC200 G2 2ETH RS	2100861323   2   en-US   8/6/2024 10:00 07.08.2024	pdf 3099.43 KB ↓
System Manual Series 750/753		↓
Product Manual OPC UA Mapping Editor	V 1.1.0 11.03.2022	pdf 3314.23 KB ↓
OPC_UA Mapping Editor		↓
Product Manual WAGO MODBUS Master Config- urator	V 1.1.0	pdf 1761.59 KB ↓

Manual		
Product Manual Docu- mentation WAGO Solu- tion Builder	936373771   14   en-US   2026-01-28 09:23 12.01.2026	pdf 10704.78 KB ↓
Migration Guide	2023631499   9   en-US   2026-01-15 14:41 20.01.2026	pdf 2705.60 KB ↓
Migrationsleitfaden von e!COCKPIT-Projekten zu CODESYS V3.5		↓

Compatibility Information			
Compatibility List DALI Sensors	V 1.2.4 19.02.2025	pdf 516.91 KB	<a href="#">↓</a>

System Description			
Overview on WAGO-I/O-SYSTEM 750 approvals		pdf 770.48 KB	<a href="#">↓</a>
Controller PFC100/200, General Product Information		pdf 578.66 KB	<a href="#">↓</a>

Tutorial			
Establish connection to a controller using SSH	1.0 05.08.2017	mp4 28368.02 KB	<a href="#">↓</a>
Set IP address with Ethernet Settings	3.0 18.12.2017	mp4 86272.82 KB	<a href="#">↓</a>
Installation Tutorial Application Controller		mp4 29848.12 KB	<a href="#">↓</a>

Additional Information			
Wiring-Instructions	2.1.0 28.07.2022	pdf 2541.41 KB	<a href="#">↓</a>
Drawing Lighting Management maximum expansion	19.06.2018	pdf 1168.50 KB	<a href="#">↓</a>
Drawing Lighting Management minimum expansion	19.06.2018	pdf 464.61 KB	<a href="#">↓</a>
WAGO OPC UA Server	V 1.1.0 28.01.2021	pdf 1132.87 KB	<a href="#">↓</a>

Bid Text			
Tender text Lighting Management		doc 78.50 KB	<a href="#">↓</a>
750-8212	19.02.2019	xml 9.88 KB	<a href="#">↓</a>
750-8212	21.11.2018	docx 21.85 KB	<a href="#">↓</a>
ausschreiben.de 750-8212			<a href="#">↓</a>

Instruction Leaflet			
CCC Ex (Additional information)	26.04.2023	pdf 159.76 KB	<a href="#">↓</a>

### Application Notes

Application Note CoDeSys 2.3			
Application note for installing a MySQL-Server on a PFC-Controller	1.0.4 16.05.2019	zip 4392.22 KB	<a href="#">↓</a>
Application note Cloud Connectivity	2019-09-17 17.09.2019	zip 3973.74 KB	<a href="#">↓</a>
HART Tool Routing via ETHERNET with 750-820x/750-88x and CODESYS 2.3 (a116120)	1.0.0 22.03.2019	pdf 3798.36 KB	<a href="#">↓</a>
Erreichen der Linuxkonsole des PFC200 (a100701)	1.0.0 29.08.2016	zip 509.13 KB	<a href="#">↓</a>
Using the web visualization with Java™ runtime environment (JRE, JVM) 7 update 51 (7u51) (a500690)	1.2.4 26.02.2019	zip 4896.43 KB	<a href="#">↓</a>
Application Note Power-Measurement_03 Library	19.01.2011 19.03.2012	zip 932.08 KB	<a href="#">↓</a>
Application Note: DMX_02	26.04.2017 26.04.2017	zip 733.43 KB	<a href="#">↓</a>
HVAC System Macros	10.03.2017 15.03.2019	zip 13252.92 KB	<a href="#">↓</a>
Application Note: Mp-Bus_03 Library	2020-08-14 14.08.2020	zip 513.66 KB	<a href="#">↓</a>

Application Note CoDeSys 2.3			
Connection of a Thermokon Thanos SR L MODBUS room control unit to the WAGO-I/O-SYSTEM	02.05.2013 13.05.2013	zip 305.89 KB	<a href="#">↓</a>
Anbindung der HKW-Elektronik Wetterprognose-Station WS-K xx T ModBus	1.1 07.07.2017	zip 762.78 KB	<a href="#">↓</a>
Application Note Scheduler_03.lib	20.05.2011 20.05.2011	zip 1717.92 KB	<a href="#">↓</a>
GRUNDFOS GENIbus interface, application note	20.03.2017 20.03.2017	zip 279.86 KB	<a href="#">↓</a>
Connection of Thermokon Multi-function room control units WRF 08	10.04.2019 10.04.2019	zip 855.84 KB	<a href="#">↓</a>
Connection of DMX devices to the WAGO-I/O-SYSTEM via the ArtNet-DMX STAGE-PROFI 1.1	11.01.2013 11.01.2013	zip 1450.63 KB	<a href="#">↓</a>
Connection of Thermokon Multi-function room control units WRF 06	10.04.2019 08.04.2016	zip 826.10 KB	<a href="#">↓</a>
Application Note for the 750-494 3-Phase Power Measurement Module	24.01.2014 11.11.2014	zip 1629.99 KB	<a href="#">↓</a>

Application Note CoDeSys 2.3			
Application Note: EnOcean_06 Library	30.11.2016 30.11.2016	zip 822.25 KB	<a href="#">↓</a>
Application Note for the 750-495 3-Phase Power Measurement Module	24.01.2014 24.01.2014	zip 1806.18 KB	<a href="#">↓</a>
Application Note Library WagoDatalogger_02	2020-05-20 20.05.2020	zip 1256.74 KB	<a href="#">↓</a>
Application Note Weather Station Elsner P03 Modbus	01.12.2011 28.10.2011	zip 269.09 KB	<a href="#">↓</a>
Application note: DALI 753-647 Configuration Interface	1.0.2 29.04.2019	zip 3032.71 KB	<a href="#">↓</a>
HLK-Anlagenmakros für TRIC	2015-07-10 10.07.2015	zip 74963.43 KB	<a href="#">↓</a>
Application Note Library ModuleAccess_01	05.01.2016 29.01.2016	zip 1001.22 KB	<a href="#">↓</a>
Anwendungshinweis für die Steuerung eines Igu robolink	12.11.2015 12.11.2015	zip 1281.38 KB	<a href="#">↓</a>

Application Note e!COCKPIT			
e!COCKPIT Application Note Application Weather Station	2021-11-08 06.12.2021	pdf 920.20 KB	<a href="#">↓</a>
eCOCKPIT Application Note WagoAppMP_Bus	1.0.2 06.12.2021	pdf 625.92 KB	<a href="#">↓</a>
eCOCKPIT Application Note WagoAppEnOcean	1.0.3 31.01.2023	pdf 804.01 KB	<a href="#">↓</a>
eCOCKPIT application note WagoSolElsner	1.0.2 06.12.2021	pdf 512.20 KB	<a href="#">↓</a>
eCOCKPIT Application Note WagoAppM_Bus	1.0.5 18.01.2022	pdf 1395.44 KB	<a href="#">↓</a>
e!COCKPIT application note WagoAppDALI	2021-11-08 08.11.2021	pdf 2216.90 KB	<a href="#">↓</a>
eCOCKPIT application note WagoAppBuilding	1.0.2 06.12.2021	pdf 1152.22 KB	<a href="#">↓</a>
eCOCKPIT Application Note WagoAppSMI	2023-01-10 17.01.2023	zip 3598.46 KB	<a href="#">↓</a>
eCOCKPIT Application Note WagoAppDatalogger	1.0.3 06.12.2021	pdf 1353.81 KB	<a href="#">↓</a>
eCOCKPIT application note installation MySQL-Server	1.0.3 09.09.2019	pdf 1868.46 KB	<a href="#">↓</a>
e!COCKPIT application note WagoSolHKW	1.0.2 06.12.2021	pdf 611.79 KB	<a href="#">↓</a>
eCOCKPIT Application Note WagoAppKNX	1.0.3 06.12.2021	pdf 1109.70 KB	<a href="#">↓</a>
eCOCKPIT Application Note WagoAppScheduler	2021-11-08 06.12.2021	pdf 964.05 KB	<a href="#">↓</a>
eCOCKPIT Application Note WagoAppDMX	1.0.3 06.12.2021	pdf 749.91 KB	<a href="#">↓</a>
e!COCKPIT Application Note HVAC macros	2021-12-06 06.12.2021	zip 10154.49 KB	<a href="#">↓</a>
e!COCKPIT Application Note WagoAppControlSuite	1.0.2 06.12.2021	pdf 831.57 KB	<a href="#">↓</a>
CODESYS 3 Application Note WagoAppCloud	2022-11-04 04.11.2022	zip 2678.52 KB	<a href="#">↓</a>
HART Tool Routing via ETHERNET with 750-820x and e!RUN-TIME (a116130)	1.0.0 22.03.2019	pdf 2867.01 KB	<a href="#">↓</a>
e!COCKPIT Application Note Mobotix	1.0.1 17.01.2022	pdf 2186.52 KB	<a href="#">↓</a>
SNMP Communication (a500850)	1.1.0 20.02.2020	zip 3743.05 KB	<a href="#">↓</a>
e!COCKPIT Application Note WagoSolEAP (a2019006)	2021-11-08 06.12.2021	pdf 659.32 KB	<a href="#">↓</a>
e!COCKPIT Application Note WagoAppIOLink (a2019002)	2021-11-08 06.12.2021	pdf 569.23 KB	<a href="#">↓</a>
e!COCKPIT Application Note WagoAppFuse (a2019001)	2021-11-08 06.12.2021	pdf 548.17 KB	<a href="#">↓</a>
e!COCKPIT application note WagoAppJSON (a2019003)	2021-11-08 06.12.2021	pdf 516.17 KB	<a href="#">↓</a>
e!COCKPIT Application Note WagoAppPower-Measurement	2021-11-08 06.12.2021	pdf 930.71 KB	<a href="#">↓</a>

Application Note e!COCKPIT			
e!COCKPIT Application Note BACnet PFC	1.0.0 06.12.2021	pdf 3323.56 KB	<a href="#">↓</a>
e!COCKPIT Application Note WagoSysDynamicsCloMapping (a2019013)	1.0.2 06.12.2021	pdf 1631.42 KB	<a href="#">↓</a>
e!COCKPIT Application Note WagoAppPower-Supply (a2019012)	1.1.1 06.12.2021	pdf 707.04 KB	<a href="#">↓</a>
e!COCKPIT Application Note WagoAppSolenoid	1.0.1 06.12.2021	pdf 555.15 KB	<a href="#">↓</a>
e!COCKPIT Application Note WagoAppStepper	1.0.1 06.12.2021	pdf 3306.34 KB	<a href="#">↓</a>
e!COCKPIT AppNote GENIbus (a2021003)	1.0.1 06.12.2021	pdf 755.13 KB	<a href="#">↓</a>
CODESYS 3 Anwendungshinweis WAGO Solution Builder (a2021012)	2021-12-06 06.12.2021	zip 2678.00 KB	<a href="#">↓</a>
CODESYS 3 Anwendungshinweis Thies Wettersensoren (a2021014)	2021-12-06 06.12.2021	zip 924.51 KB	<a href="#">↓</a>
CODESYS 3 Anwendungshinweis HLK BACnet Makros (a2021010)	1.3.0 27.02.2023	zip 67588.63 KB	<a href="#">↓</a>
e!COCKPIT Application Note OPC UA Client (a2022001)	1.0.0 05.04.2022	zip 1336.65 KB	<a href="#">↓</a>

Application note, other			
Application Note WAG-Upload Packages (a2020007)	1.0.3 19.07.2024	zip 94031.91 KB	<a href="#">↓</a>

CAD/CAE-Data	
<b>CAD data</b>	<b>CAE data</b>
2D/3D Models 750-8212 <a href="#">↓</a>	EPLAN Data Portal 750-8212 <a href="#">↓</a>
	ZUKEN Portal 750-8212 <a href="#">↓</a>

Engineering-Software			
<b>Configuration and Commissioning Software</b>			
CODESYS V3.5		png 315.13 KB	<a href="#">↓</a>
(759-316) WAGO Ethernet Settings / Serie 750	06.18.01.01 02.09.2021	zip 26678.54 KB	<a href="#">↓</a>
WAGUpload	1.16.1.0 02.02.2022	zip 12111.45 KB	<a href="#">↓</a>

## Runtime Software

Firmware			
Image Update (SD Karte) PFC100/200 für Codesys V2.3 u. Elcockpit	V 22 SP1 12.12.2022	zip 205815.20 KB	<a href="#">↓</a>
PFC200, Firmware Update für CoDeSys V3.5	V 23 24.02.2023	zip 167985.38 KB	<a href="#">↓</a>
WUP Update (WAGOuploadTool) PFC100/200 Codesys V2.3 u. Elcockpit	V 22 SP1 12.12.2022	zip 203580.70 KB	<a href="#">↓</a>

## Device Files

Device Driver			
KNX Interface Lighting Management	29.01.2018	zip 2.03 KB	<a href="#">↓</a>

## Libraries

Library			
Anbindung von RFID-Transpondern Fa. SICK RFU6xx		txt 0.00 KB	<a href="#">↓</a>
WagoConfigToolLIB	1.0.0 08.10.2013	pdf 340.92 KB	<a href="#">↓</a>
WagoLibLed	1.0.0	pdf 504.39 KB	<a href="#">↓</a>
WagoLibNetSnmpManager	1.1.0	pdf 1090.83 KB	<a href="#">↓</a>
WagoLibDiagnosticIDs	1.0.0	pdf 291.17 KB	<a href="#">↓</a>
WagoLibCpuUsage	1.0.0	pdf 259.51 KB	<a href="#">↓</a>
Library WagoLib-Cloud_02.lib	2.2.4 21.01.2020	zip 56.21 KB	<a href="#">↓</a>
WAGO_Datalogger_02.lib	2.7 20.05.2020	zip 662.90 KB	<a href="#">↓</a>

## 1 Compatible Products

### 1.1 Product Expansions

#### 1.1.1 Runtime software



**Item No.: 2759-2283/211-1000**  
Runtime; BACnet; 300; M; Single License; Online activation



**Item No.: 2759-2273/211-1000**  
Runtime; BACnet; 300; S; Single License; Online activation



**Item No.: 2759-283/211-1000**  
Runtime; BACnet; 300; Single License; Online activation



**Item No.: 2759-2293/211-1000**  
Runtime; DNP3 Master; M; Single License; Online activation



**Item No.: 2759-2290/211-1000**  
Runtime; DNP3 Slave; Single License; Online activation



**Item No.: 2759-293/211-1000**  
Runtime; IEC60870 Master; M; Single License; Online activation



**Item No.: 2759-290/211-1000**  
Runtime; IEC60870 Slave; Single License; Online activation



**Item No.: 2759-2243/211-1000**  
Runtime; IEC61850 Client; M; Single License; Online activation

1.1.1 Runtime software



**Item No.: 2759-2240/211-1000**  
Runtime; IEC61850 Server; Single License; Online activation

**Item No.: 2759-248/211-1000**  
Runtime; Multi Cloud Connectivity; Single License; Online activation

**Item No.: 2759-247/211-1000**  
Runtime; Sparkplug; Single License; Online activation

1.2 Optional Accessories

1.2.1 Cables and connectors

1.2.1.1 Connector plug



**Item No.: 750-979/000-011**  
Connector ETHERNET; RJ-45; Cat. 6A; angled; Code T568A; AWG 22; Strain relief

**Item No.: 750-979/000-021**  
Connector ETHERNET; RJ-45; Cat. 6A; angled; Code T568A; AWG 24; Strain relief

**Item No.: 750-979/000-012**  
Connector ETHERNET; RJ-45; Cat. 6A; angled; Code T568B; AWG 22; Strain relief

**Item No.: 750-979/000-022**  
Connector ETHERNET; RJ-45; Cat. 6A; angled; Code T568B; AWG 24; Strain relief



**Item No.: 750-977/000-011**  
Connector ETHERNET; RJ-45; Cat. 6A; straight; Code T568A; AWG 22

**Item No.: 750-978/000-011**  
Connector ETHERNET; RJ-45; Cat. 6A; straight; Code T568A; AWG 22; Strain relief

**Item No.: 750-977/000-021**  
Connector ETHERNET; RJ-45; Cat. 6A; straight; Code T568A; AWG 24

**Item No.: 750-978/000-021**  
Connector ETHERNET; RJ-45; Cat. 6A; straight; Code T568A; AWG 24; Strain relief



**Item No.: 750-977/000-012**  
Connector ETHERNET; RJ-45; Cat. 6A; straight; Code T568B; AWG 22

**Item No.: 750-978/000-012**  
Connector ETHERNET; RJ-45; Cat. 6A; straight; Code T568B; AWG 22; Strain relief

**Item No.: 750-977/000-022**  
Connector ETHERNET; RJ-45; Cat. 6A; straight; Code T568B; AWG 24

**Item No.: 750-978/000-022**  
Connector ETHERNET; RJ-45; Cat. 6A; straight; Code T568B; AWG 24; Strain relief



**Item No.: 750-975**  
ETHERNET RJ-45 connector, IP20; ETHERNET 10/100 Mbit/s; for field assembly

1.2.2 Communication

1.2.2.1 Communication cable



**Item No.: 750-923**  
Configuration cable; USB connector; Length: 2.5 m

**Item No.: 750-923/000-001**  
Configuration cable; USB connector; Length: 5 m

1.2.3 DIN-rail

1.2.3.1 Mounting accessories



**Item No.: 210-196**  
Aluminum carrier rail; 35 x 8.2 mm; 1.6 mm thick; 2 m long; unslotted; similar to EN 60715; silver-colored

**Item No.: 210-198**  
Copper carrier rail; 35 x 15 mm; 2.3 mm thick; 2 m long; unslotted; according to EN 60715; copper-colored

**Item No.: 210-197**  
Steel carrier rail; 35 x 15 mm; 1.5 mm thick; 2 m long; slotted; similar to EN 60715; silver-colored

**Item No.: 210-114**  
Steel carrier rail; 35 x 15 mm; 1.5 mm thick; 2 m long; unslotted; similar to EN 60715; silver-colored



**Item No.: 210-118**  
Steel carrier rail; 35 x 15 mm; 2.3 mm thick; 2 m long; unslotted; according to EN 60715; silver-colored

**Item No.: 210-115**  
Steel carrier rail; 35 x 7.5 mm; 1 mm thick; 2 m long; slotted; according to EN 60715; "Hole width 18 mm; silver-colored

**Item No.: 210-112**  
Steel carrier rail; 35 x 7.5 mm; 1 mm thick; 2 m long; slotted; according to EN 60715; "Hole width 25 mm; silver-colored

**Item No.: 210-113**  
Steel carrier rail; 35 x 7.5 mm; 1 mm thick; 2 m long; unslotted; according to EN 60715; silver-colored

## 1.2.4 Marking

### 1.2.4.1 Group marker carrier



**Item No.: 750-107**  
Group marker carrier

### 1.2.4.2 Marker

**Item No.: 2009-145/000-006**  
Mini-WSB Inline; for Smart Printer; 1700 pieces on roll; stretchable 5 - 5.2 mm; plain; snap-on type; blue

**Item No.: 2009-145/000-007**  
Mini-WSB Inline; for Smart Printer; 1700 pieces on roll; stretchable 5 - 5.2 mm; plain; snap-on type; gray

**Item No.: 2009-145/000-023**  
Mini-WSB Inline; for Smart Printer; 1700 pieces on roll; stretchable 5 - 5.2 mm; plain; snap-on type; green

**Item No.: 2009-145/000-012**  
Mini-WSB Inline; for Smart Printer; 1700 pieces on roll; stretchable 5 - 5.2 mm; plain; snap-on type; orange

**Item No.: 2009-145/000-005**  
Mini-WSB Inline; for Smart Printer; 1700 pieces on roll; stretchable 5 - 5.2 mm; plain; snap-on type; red

**Item No.: 2009-145/000-024**  
Mini-WSB Inline; for Smart Printer; 1700 pieces on roll; stretchable 5 - 5.2 mm; plain; snap-on type; violet

**Item No.: 2009-145**  
Mini-WSB Inline; for Smart Printer; 1700 pieces on roll; stretchable 5 - 5.2 mm; plain; snap-on type; white

**Item No.: 2009-145/000-002**  
Mini-WSB Inline; for Smart Printer; 1700 pieces on roll; stretchable 5 - 5.2 mm; plain; snap-on type; yellow



**Item No.: 248-501/000-006**  
Mini-WSB marking card; as card; not stretchable; plain; snap-on type; blue

**Item No.: 248-501/000-007**  
Mini-WSB marking card; as card; not stretchable; plain; snap-on type; gray

**Item No.: 248-501/000-023**  
Mini-WSB marking card; as card; not stretchable; plain; snap-on type; green

**Item No.: 248-501/000-017**  
Mini-WSB marking card; as card; not stretchable; plain; snap-on type; light green



**Item No.: 248-501/000-012**  
Mini-WSB marking card; as card; not stretchable; plain; snap-on type; orange

**Item No.: 248-501/000-005**  
Mini-WSB marking card; as card; not stretchable; plain; snap-on type; red

**Item No.: 248-501/000-024**  
Mini-WSB marking card; as card; not stretchable; plain; snap-on type; violet

**Item No.: 248-501**  
Mini-WSB marking card; as card; not stretchable; plain; snap-on type; white



**Item No.: 248-501/000-002**  
Mini-WSB marking card; as card; not stretchable; plain; snap-on type; yellow

### 1.2.4.3 Marker carrier



**Item No.: 750-103**  
Group marker carrier

## 1.2.5 Memory card

### 1.2.5.1 Memory card



**Item No.: 758-879/000-2108**  
Memory Card SD; pSLC-NAND; 8 GB; Temperature range: -40 to 90°C

**Item No.: 758-879/000-001**  
Memory Card SD; SLC-NAND; 2 GByte; Temperature from -40 to 90 °C

**1.2.6 Shield termination**

**1.2.6.1 Shield clamping saddles**



**Item No.: 790-108**  
Shield clamping saddle; 11 mm wide; diameter of compatible conductor; 3 ... 8 mm



**Item No.: 790-208**  
Shield clamping saddle; 12.4 mm wide; 3 ... 8 mm



**Item No.: 790-116**  
Shield clamping saddle; 19 mm wide; diameter of compatible conductor; 7 ... 16 mm



**Item No.: 790-216**  
Shield clamping saddle; 21.8 mm wide; 6 ... 16 mm



**Item No.: 790-124**  
Shield clamping saddle; 27 mm wide; diameter of compatible conductor; 6 ... 24 mm



**Item No.: 790-220**  
Shield clamping saddle; 30 mm wide; 6 ... 20 mm



**Item No.: 790-140**  
Shield clamping saddle; diameter of compatible conductor

**1.2.7 Software**

**1.2.7.1 Software Application**



**Item No.: 2759-206/261-1000**  
Application Energy Data Management; Single License; Online activation



**Item No.: 2759-2110/261-1000**  
Application flexROOM; Single License; Online activation



**Item No.: 2759-2015/261-1000**  
Application Grid Gateway; Operator; Single License; Online activation



**Item No.: 2759-204/261-1000**  
Application Lighting Management; Single License; Online activation



**Item No.: 2759-241/261-1000**  
Application Weather Station; Single License; Online activation



**Item No.: 2759-245/211-1000**  
Library Controller Redundancy Master; Single License; Online activation



**Item No.: 2759-203/211-1000**  
Library Power Plant Control; VDE-AR-N 4110 / 4120; unlimited; Single License; Online activation



**Item No.: 2759-207/271-1000**  
Visualization Energy Data Management; Single License; Online activation



**Item No.: 2759-2103/271-1000**  
Visualization Lighting Management; L; Single License; Online activation



**Item No.: 2759-2102/271-1000**  
Visualization Lighting Management; M; Single License; Online activation



**Item No.: 2759-2101/271-1000**  
Visualization Lighting Management; S; Single License; Online activation

**1.2.8 System enclosure**

**1.2.8.1 System enclosure**



**Item No.: 850-825**  
IP65 enclosure; Aluminium (RAL 7032); Wx-HxD (160x100x160 mm); 9 x M12, 4 x M20



**Item No.: 850-826**  
IP65 enclosure; Aluminium (RAL 7032); Wx-HxD (240x100x160 mm); 4 x M20, 4 x M16, 14 x M12 cable grip



**Item No.: 850-827**  
IP65 enclosure; Aluminium (RAL 7032); Wx-HxD (320x100x160 mm); 4 x M20, 8 x M16, 17 x M12 cable grip



**Item No.: 850-828**  
IP65 enclosure; Aluminium (RAL 7032); Wx-HxD (480x100x160 mm); 4 x M20, 10 x M16, 35 x M12 cable grip



**Item No.: 850-826/002-000**  
IP65 enclosure; Aluminium (RAL 7035); Wx-HxD (244x100x164 mm); 4 x M20, 4 x M16, 14 x M12 cable grip



**Item No.: 850-827/002-000**  
IP65 enclosure; Aluminium (RAL 7035); Wx-HxD (324x100x164 mm); 4 x M20, 8 x M16, 17 x M12 cable grip



**Item No.: 850-828/002-000**  
IP65 enclosure; Aluminium (RAL 7035); Wx-HxD (480x100x160 mm); 4 x M20, 10 x M16, 35 x M12 cable grip



**Item No.: 850-834**  
IP65 enclosure; Polyester (RAL 7032); Wx-HxD (164x100x164 mm); 9 x M12, 4 x M20



**Item No.: 850-835**  
IP65 enclosure; Polyester (RAL 7032); Wx-HxD (244x100x164 mm); 4 x M20, 4 x M16, 14 x M12 cable grip



**Item No.: 850-836**  
IP65 enclosure; Polyester (RAL 7032); Wx-HxD (324x100x164 mm); 4 x M20, 8 x M16, 17 x M12 cable grip



**Item No.: 850-814/002-000**  
IP65 enclosure; Sheet steel (RAL 7035); Wx-HxD (200x120x200 mm); without flange plate



**Item No.: 850-815/002-000**  
IP65 enclosure; Sheet steel (RAL 7035); Wx-HxD (300x120x200 mm); without flange plate



**Item No.: 850-816/002-000**  
IP65 enclosure; Sheet steel (RAL 7035); Wx-HxD (400x120x200 mm); without flange plate



**Item No.: 850-817/002-000**  
IP65 enclosure; Sheet steel (RAL 7035); Wx-HxD (600x120x200 mm); without flange plate

Subject to changes. Please also observe the further product documentation!

Current addresses can be found at: [www.wago.com](http://www.wago.com)