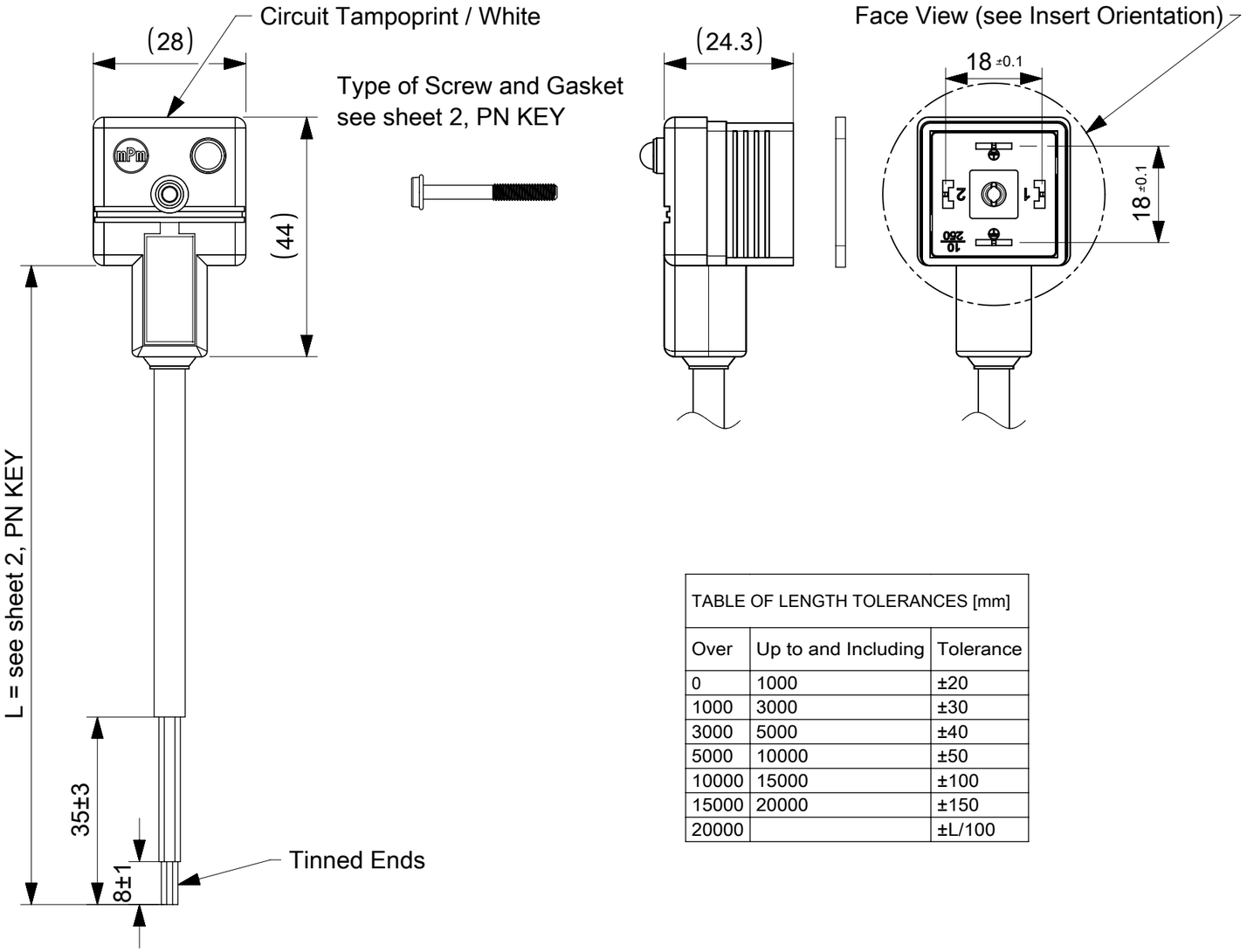

TABLE OF LENGTH TOLERANCES [mm]		
Over	Up to and Including	Tolerance
0	1000	±20
1000	3000	±30
3000	5000	±40
5000	10000	±50
10000	15000	±100
15000	20000	±150
20000		±L/100

INSERT ORIENTATION	
Housing 2 Poles + 2 Earths	Housing 3 Poles + 1 Earth
Earth H6/H12 E452XXXXXX1XXXX 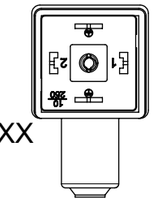	Earth H12 E452XXXXXX2XXXX PIN 3 Not Used 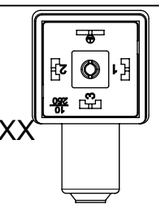
Earth H3/H9 E452XXXXXX4XXXX 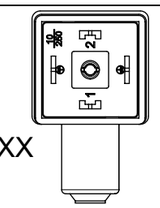	Earth H3 E452XXXXXX3XXXX PIN 3 Not Used 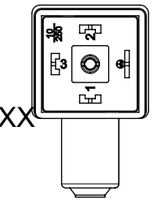
Earth H6/H12 E452XXXXXX1XC3X E452XXXXXX1XC7X E452XXXXXX1XR0X E452XXXXXX1XR2X	Earth H6 E452XXXXXX6XXXX PIN 3 Not Used 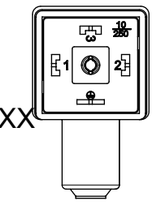
Insert rotated 180° 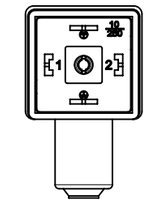	Earth H9 E452XXXXXX9XXXX PIN 3 Not Used 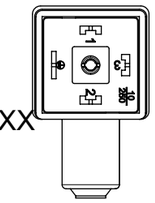

Type of Screws and Gaskets

Profiled Gasket	Flat Gasket	Integrated Gasket	Screw M3x25
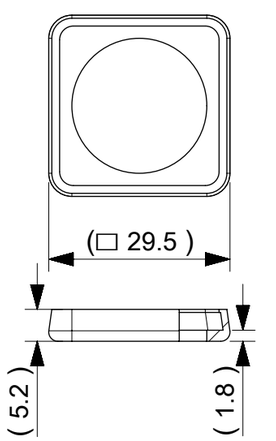	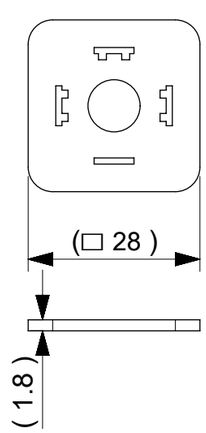	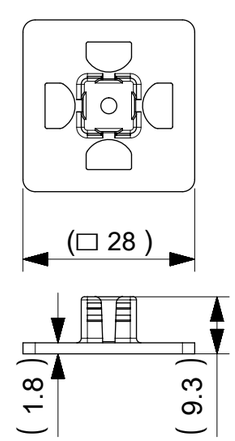	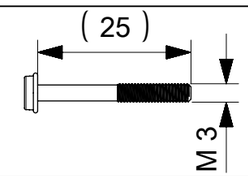
			Screw M3x27 + Washer
			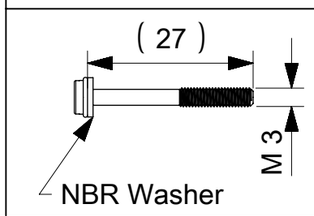

SYMBOLS	
F = 0	
E = 0	
D = 0	
S = 0	
▼ = 0	
C = 0	
☒ = 0	
■ = 0	
V = 0	

THIS DRAWING CONTAINS INFORMATION THAT IS PROPRIETARY TO MOLEX ELECTRONIC TECHNOLOGIES, LLC AND SHOULD NOT BE USED WITHOUT WRITTEN PERMISSION

DIMENSION UNITS	SCALE
mm	1:1

GENERAL TOLERANCES (UNLESS SPECIFIED)

ANGULAR TOL	± °
4 PLACES	±
3 PLACES	±
2 PLACES	±
1 PLACE	±
0 PLACES	±

DRAFT WHERE APPLICABLE MUST REMAIN WITHIN DIMENSIONS

CURRENT REV DESC:

EC NO:	603741	
DRWN:	APAWLAK01	2018/07/13
CHK'D:	RSILLER	2018/08/31
APPR:	RSILLER	2018/08/31

INITIAL REVISION:

DRWN:	APAWLAK01	2018/07/13
APPR:	RSILLER	2018/08/31

THIRD ANGLE PROJECTION

DRAWING	SERIES
A3-SIZE	121050

molex

STANDARD E452 DIN FORM A EN 175301-803

PRODUCT CUSTOMER DRAWING

DOCUMENT NUMBER	DOC TYPE	DOC PART	REVISION
1210502000	PSD	000	A

MATERIAL NUMBER	CUSTOMER	SHEET NUMBER
SEE 1210502000_PDP	GENERAL MARKET	1 OF 3

DOCUMENT STATUS	P1	RELEASE DATE	2018/08/31	12:24:53

Downloaded from Arrow.com.

PN KEY ENGINEERING PN

E	4	5	2	X	X	X	X	X	X	X	X	X	X	X

E - Packing without bag
W - Single Packing

Number of wires:
2 - 2 Wires + Earth

Cable type:
See Table

Head Colour:
G - Grey
N - Black
A - CSA-UL Black
B - CSA-UL Grey

Cable Length in[cm]
050 = 50cm
300 = 300cm
10K = 1000cm

Earth PIN location (see insert orientation table):
1 = Double Earth on H6 & H12
2 = Earth on H12
3 = Earth on H3
4 = Double Earth on H3 & H9
6 = Earth on H6
9 = Earth on H9

Wiring Configuration:
See sheet 3

Voltage and Led Colour

Red Led:	Green Led:	Yellow Led:
1 = 12V	A = 12V	G = 12V
2 = 24V	B = 24V	H = 24V
3 = 48V	C = 48V	K = 48V
4 = 115V	D = 115V	L = 115V
5 = 230V	E = 230V	M = 230V

Type of Gasket and Screw (see sheet 1):
1 = NBR Profile Gasket + Fixing Screw M3x25mm
2 = NBR Flat Gasket + Fixing Screw M3x25mm
3 = Silicone Profile Gasket + Fixing Screw M3x25mm
4 = Silicone Flat Gasket + Fixing Screw M3x25mm
P = NBR Integrated Gasket + Fixing Screw with Washer M3x27mm Assembled on Connector
R = NBR Integrated Gasket + Fixing Screw with Washer M3x27mm NOT Assembled on Connector
T = NBR Profile Gasket + Fixing Screw with Washer M3x27mm

CABLE TYPE	NO. OF WIRES	CROSS SECTION	CABLE O.D.	CABLE JACKET	UL	CSA	STATIC: TEMP. / BENDING RADIUS	DYNAMIC: TEMP. / BENDING RADIUS	SHIELD
A2	3	AWG 20	5.6mm±0.2	PVC BLACK	UL 2661	CSA C22.2	-30°C to +105°C, 10xO.D.	-5°C to +105°C, 15xO.D.	-
A3	3	AWG 18	6.5mm±0.25	PVC BLACK	UL 2661	CSA C22.2	-30°C to +105°C, 10xO.D.	-5°C to +105°C, 15xO.D.	-
B2	3	AWG 20	5.6mm±0.2	PUR BLACK	UL 20668	CSA C22.2	-40°C to +90°C, 5xO.D.	-25°C to +90°C, 10xO.D.	-
B3	3	AWG 18	6.5mm±0.2	PUR BLACK	UL 20668	CSA C22.2	-40°C to +90°C, 5xO.D.	-25°C to +90°C, 10xO.D.	-
F4	3	1mm²	7.1mm+0.2	PVC GREY	-	-	-15°C to +70°C, 10xO.D.	-5°C to +60°C, 15xO.D.	-
I0	3	1mm²	7.6mm±0.2	PVC GREY	-	-	-25°C to +70°C, 10xO.D.	-5°C to +70°C, 15xO.D.	YES
I2	3	0.5mm²	5.5mm+0.3	PVC GREY	-	-	-25°C to +70°C, 10xO.D.	-5°C to +70°C, 15xO.D.	-
I3	3	0.75mm²	6.0mm±0.2	PVC GREY	-	-	-25°C to +70°C, 10xO.D.	-5°C to +70°C, 15xO.D.	-
I4	3	1mm²	7.1mm+0.2	PVC GREY	-	-	-25°C to +70°C, 10xO.D.	-5°C to +70°C, 15xO.D.	-
N2	3	0.5mm²	5.6mm±0.7	PVC BLACK	-	-	-20°C to +70°C, 3xO.D.	-15°C to +70°C, 5xO.D.	-
N3	3	0.75mm²	6.8mm±0.8	PVC BLACK	-	-	-20°C to +70°C, 3xO.D.	-15°C to +70°C, 5xO.D.	-
N4	3	1mm²	7.15mm±0.85	PVC BLACK	-	-	-20°C to +70°C, 3xO.D.	-15°C to +70°C, 5xO.D.	-
P1	3	0.34mm²	5.3mm±0.2	PUR BLACK	-	-	-25°C to +80°C, 10xO.D.	-5°C to +80°C, 15xO.D.	
P2	3	0.5mm²	5.5mm+0.3	PUR BLACK	-	-	-40°C to +90°C, 7.5xO.D.	-15°C to +90°C, 12.5xO.D.	-
P3	3	0.75mm²	6.5mm±0.2	PUR BLACK	-	-	-40°C to +90°C, 7.5xO.D.	-15°C to +90°C, 12.5xO.D.	-
R4	3	1mm²	7.1mm±0.2	TPR HF BLACK	-	-	-	-	-
Y3	3	0.75mm²	6.5mm±0.2	SILICONE RED	-	-	-60°C to +180°C, 15xO.D.		-

Notes:
1. Please see excel sheet 1210502000_PDP for currently configured part numbers.
2. Drawing is a replacement for: SD-121050-001

DOCUMENT STATUS	P1	RELEASE DATE	2018/08/31 12:24:53

THIS DRAWING CONTAINS INFORMATION THAT IS PROPRIETARY TO MOLEX ELECTRONIC TECHNOLOGIES, LLC AND SHOULD NOT BE USED WITHOUT WRITTEN PERMISSION

SYMBOLS
FA = 0
FC = 0
FB = 0
S = 0
▼ = 0
C = 0
☒ = 0
■ = 0
▽ = 0

DIMENSION UNITS: mm
SCALE: 1:1
GENERAL TOLERANCES (UNLESS SPECIFIED)
ANGULAR TOL ± °
4 PLACES ±
3 PLACES ±
2 PLACES ±
1 PLACE ±
0 PLACES ±
DRAFT WHERE APPLICABLE MUST REMAIN WITHIN DIMENSIONS

CURRENT REV DESC:
EC NO: 603741
DRWN: APAWLAK01 2018/07/13
CHK'D: RSILLER 2018/08/31
APPR: RSILLER 2018/08/31
INITIAL REVISION:
DRWN: APAWLAK01 2018/07/13
APPR: RSILLER 2018/08/31

THIRD ANGLE PROJECTION
DRAWING: A3-SIZE
SERIES: 121050

molex

STANDARD E452 DIN FORM A EN 175301-803

PRODUCT CUSTOMER DRAWING

DOCUMENT NUMBER	DOC TYPE	DOC PART	REVISION
1210502000	PSD	000	A

MATERIAL NUMBER	CUSTOMER	SHEET NUMBER
SEE 1210502000_PDP	GENERAL MARKET	2 OF 3

Downloaded from Arrow.com.

WIRING DIAGRAMS

ELECTRICAL DIAGRAM 00

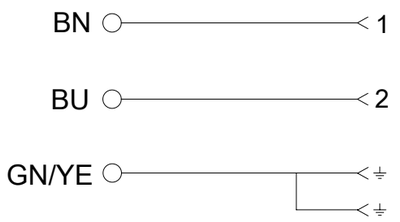

ELECTRICAL DIAGRAM A1

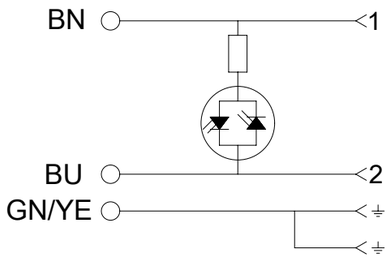

ELECTRICAL DIAGRAM C3

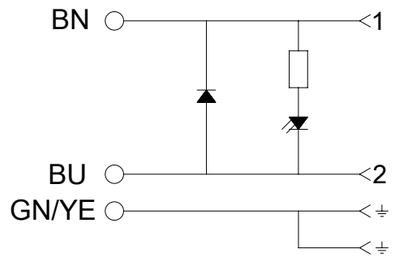

ELECTRICAL DIAGRAM C4

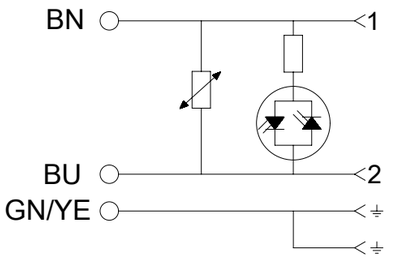

ELECTRICAL DIAGRAM C7

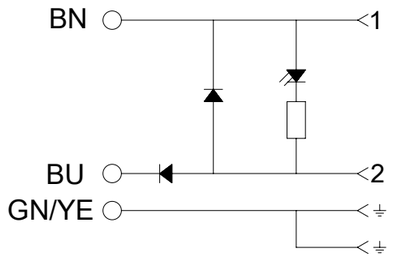

ELECTRICAL DIAGRAM D0

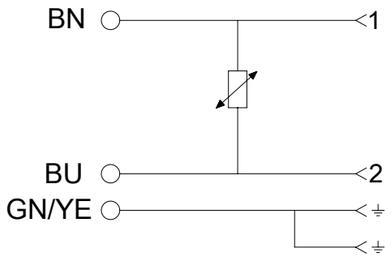

ELECTRICAL DIAGRAM E0

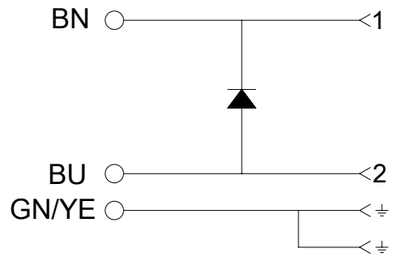

ELECTRICAL DIAGRAM R0

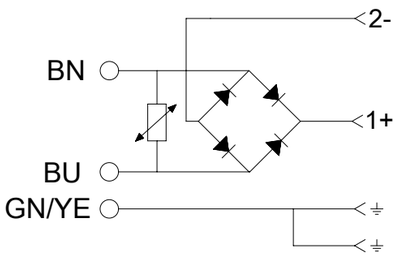

ELECTRICAL DIAGRAM R2

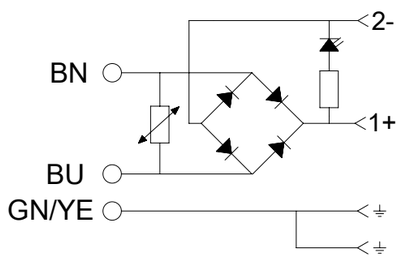

ELECTRICAL DIAGRAM S0

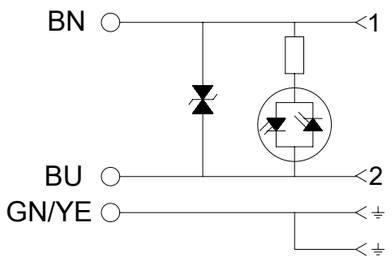

ELECTRICAL DIAGRAM S1

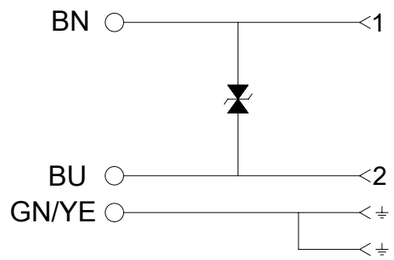

ELECTRICAL DIAGRAM S3

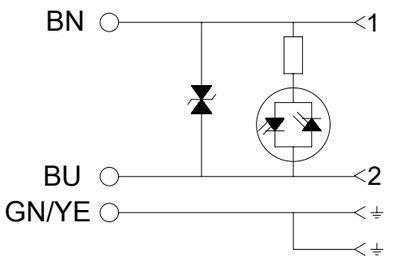

ELECTRICAL DIAGRAM NS

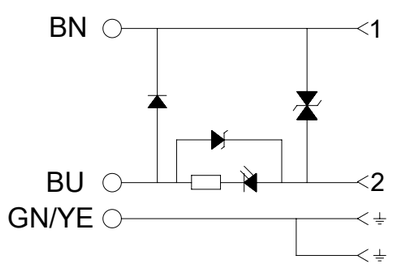

Technical Spec:
Supply Voltage: See PN KEY
Max. current: 5A; A1-C4-S0
1,5A; R2
Contact Resistance: ≤15milliohms max.
Operating Temperature:
with NBR Gasket: -40°C +90°C
with Silicone: -40°C +125°C

SYMBOLS	THIS DRAWING CONTAINS INFORMATION THAT IS PROPRIETARY TO MOLEX ELECTRONIC TECHNOLOGIES, LLC AND SHOULD NOT BE USED WITHOUT WRITTEN PERMISSION			
= 0	DIMENSION UNITS: mm	SCALE: 1:1	CURRENT REV DESC:	molex
= 0	GENERAL TOLERANCES (UNLESS SPECIFIED)			STANDARD E452 DIN FORM A EN 175301-803
= 0	ANGULAR TOL ± °		EC NO: 603741	
= 0	4 PLACES ±		DRWN: APAWLAK01 2018/07/13	PRODUCT CUSTOMER DRAWING
= 0	3 PLACES ±		CHK'D: RSILLER 2018/08/31	DOCUMENT NUMBER: 1210502000 / DOC TYPE: PSD / DOC PART: 000 / REVISION: A
= 0	2 PLACES ±		APPR: RSILLER 2018/08/31	
= 0	1 PLACE ±		INITIAL REVISION:	
= 0	0 PLACES ±		DRWN: APAWLAK01 2018/07/13	
= 0	DRAFT WHERE APPLICABLE MUST REMAIN WITHIN DIMENSIONS		APPR: RSILLER 2018/08/31	
	THIRD ANGLE PROJECTION	DRAWING: A3-SIZE	SERIES: 121050	MATERIAL NUMBER: SEE 1210502000_PDP / CUSTOMER: GENERAL MARKET / SHEET NUMBER: 3 OF 3

DOCUMENT STATUS	P1	RELEASE DATE	2018/08/31 12:24:53

Downloaded from Arrow.com.

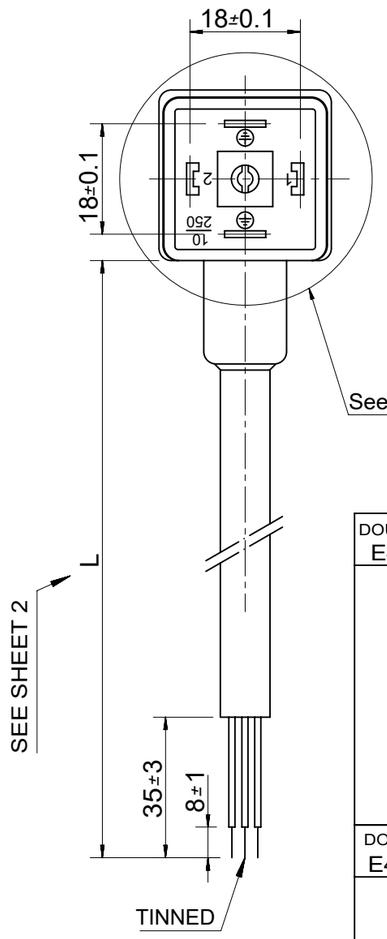

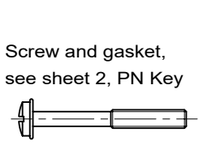

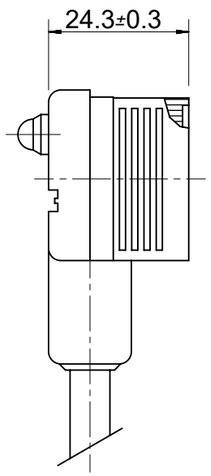

Insert Orientation

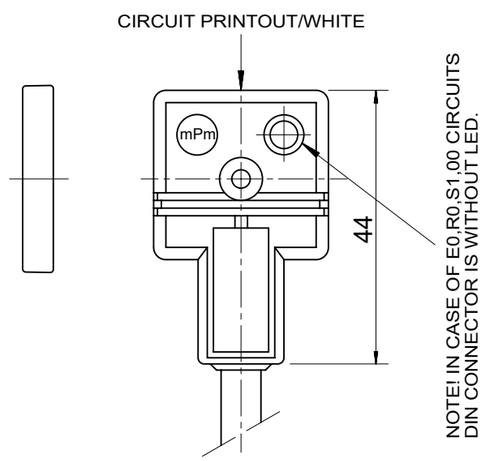

DOUBLE EARTH ON 6H & 12H	EARTH PIN ON 12H	EARTH PIN ON 6H
E452XXXXXX1XXXX	E452XXXXXX2XXXX	E452XXXXXX6XXXX
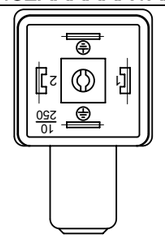	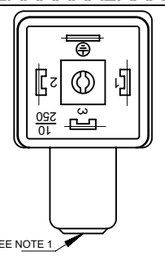 SEE NOTE 1	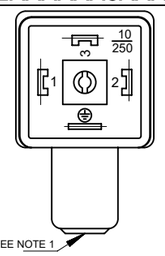 SEE NOTE 1
DOUBLE EARTH ON 3H & 9H	**EARTH PIN ON 3H**	**EARTH PIN ON 9H**
E452XXXXXX4XXXX	E452XXXXXX3XXXX	E452XXXXXX9XXXX
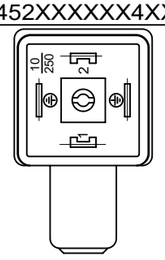	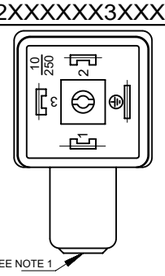 SEE NOTE 1	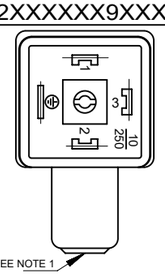 SEE NOTE 1

DOUBLE EARTH ON 6H & ON 12H
E452XXXXX1XC3X
E452XXXXX1XC7X
E452XXXXX1XR0X
E452XXXXX1XR2X
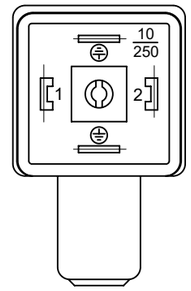
NOTE! IN CASE OF CIRCUIT C3,C7,R0,R2 HOUSING INVERSE OF 180°.

Table of length tolerances [mm]		
Over	Up to and including	Tolerance (+)
0	1000	±20
1000	3000	±30
3000	5000	±40
5000	10000	±50
10000	15000	±100
15000	20000	±150
20000		±L/100

WIRING CONFIGURATION

ELECTRICAL DIAGRAM R0

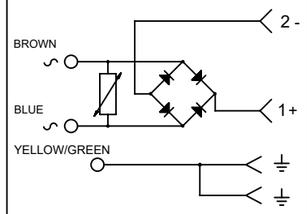

ELECTRICAL DIAGRAM C4

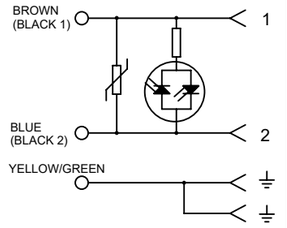

ELECTRICAL DIAGRAM S0

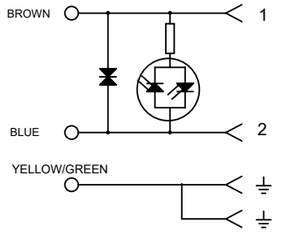

ELECTRICAL DIAGRAM S3

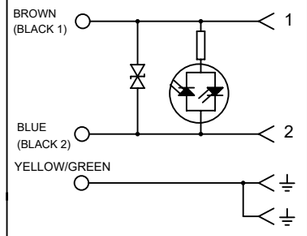

ELECTRICAL DIAGRAM A1

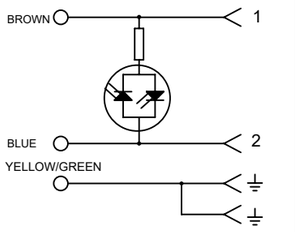

ELECTRICAL DIAGRAM C3

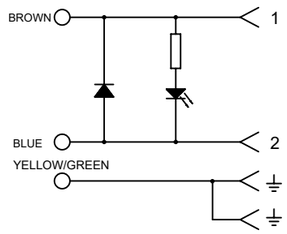

ELECTRICAL DIAGRAM E0

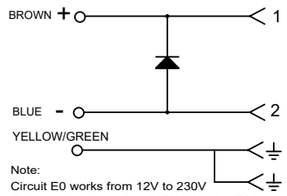

Note:
Circuit E0 works from 12V to 230V
Only one type in coding E452XXXXXXE05

ELECTRICAL DIAGRAM R2

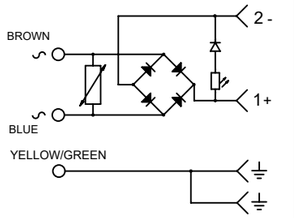

ELECTRICAL DIAGRAM C7

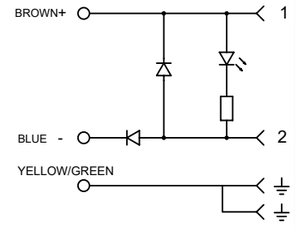

ELECTRICAL DIAGRAM S1

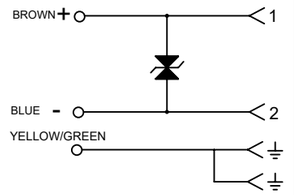

ELECTRICAL DIAGRAM 00

WITHOUT LED

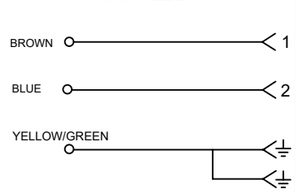

NOTES:
1. FOR HARNESS WITH GROUND ONLY IN:
   3H,6H,9H or 12H PIN 3 IS N/C.

DOCUMENT STATUS	P1	RELEASE DATE	2025/10/28 11:08:26

Downloaded from Arrow.com.

THIS DRAWING CONTAINS INFORMATION THAT IS PROPRIETARY TO MOLEX ELECTRONIC TECHNOLOGIES, LLC AND SHOULD NOT BE USED WITHOUT WRITTEN PERMISSION

DIMENSION UNITS	SCALE
mm	NTS

GENERAL TOLERANCES (UNLESS SPECIFIED)

	MM	INCH
4 PLACES	±	±
3 PLACES	±	±
2 PLACES	±	±
1 PLACE	±	±
0 PLACES	±	±
ANGULAR TOL	±	°

DRAFT WHERE APPLICABLE MUST REMAIN WITHIN DIMENSIONS

CURRENT REV DESC: REMOVED OBSOLETED PART NUMBERS AS PER PCN#515981

EC NO: 837779
DRWN: PONNAM 2025/10/18
CHK'D: GGA 2025/10/28
APPR: GGA 2025/10/28

INITIAL REVISION:
DRWN: JMARSZALEK 2012/08/27
APPR: MDYSZEWSKA 2012/08/20

FIRST ANGLE PROJECTION | DRAWING: A3-SIZE | SERIES: 121050

molex

E452XXXXXXXXXX
DIN FORM A EN 175301-803

PRODUCT CUSTOMER DRAWING

DOCUMENT NUMBER	DOC TYPE	DOC PART	REVISION
SD-121050-001	PSD	001	E3

MATERIAL NUMBER	CUSTOMER	SHEET NUMBER
SEE TABLE	GENERAL MARKET	1 OF 28

E	4	5	2	X	X	X	X	X	X	X	X	X	X	X

E - Packing without bags
W - Single packing
Q - Quick packing

NUMBER OF WIRES:
1=2 WIRES
2=2 WIRES + EARTH
3=3 WIRES + EARTH

CABLE TYPE
SEE SHEET 3 - TABLE 1

CABLE CROSS SECTION AREA
SEE SHEET 3 - TABLE 2

HEAD COLOUR:
N=BLACK;
A=CSA-UL BLACK;
B=CSA-UL GREY.

CABLE LENGTH IN CM
Eg.:050=50 CM, 300=300 CM, 10K=1000 CM.

EARTH PIN LOCATION:
1=DOUBLE EARTH ON 6H AND 12H,
2=EARTH ON 12H,
6=EARTH ON 6H.

TYPE OF GASKET AND SCREW:
1=NBR PROFILE GASKET + FIXING SCREWS (M3x25 mm).
2=NBR FLAT GASKET + FIXING SCREW (M3x25 mm).
3=SILICONE PROFILE GASKET + FIXING SCREW (M3x25 mm).
4=SILICON FLAT GASKET + FIXING SCREW (M3x25 mm).
P=INTEGRATED GASKET ASSEMBLED + FIXING SCREW WITH GROMMET ASSEMBLED ON CONNECTOR (M3x27 mm).
R=INTEGRATED GASKET + FIXING SCREW + GROMMET (M3x27 mm).
T=PROFILE GASKET + FIXING SCREW + GROMMET (M3x27 mm).

INTERNAL CIRCUIT
WIRING CONFIGURATION

VOLTAGE AND LED COLOUR:

1= 12V	A= 12V	G= 12V
2= 24V	B= 24V	H= 24V
3= 48V	C= 48V	K= 48V
4= 115V	D= 115V	L= 115V
5= 230V	E= 230V	M= 230V
RED LED	GREEN LED	YELLOW LED

THIS DRAWING CONTAINS INFORMATION THAT IS PROPRIETARY TO MOLEX ELECTRONIC TECHNOLOGIES, LLC AND SHOULD NOT BE USED WITHOUT WRITTEN PERMISSION

DIMENSION UNITS	SCALE
mm	NTS

GENERAL TOLERANCES (UNLESS SPECIFIED)

	MM	INCH
4 PLACES	±	±
3 PLACES	±	±
2 PLACES	±	±
1 PLACE	±	±
0 PLACES	±	±
ANGULAR TOL	± °	

DRAFT WHERE APPLICABLE MUST REMAIN WITHIN DIMENSIONS

CURRENT REV DESC: REMOVED OBSOLETED PART NUMBERS AS PER PCN#515981

EC NO: 837779
DRWN: PONNAM 2025/10/18
CHK'D: GGA 2025/10/28
APPR: GGA 2025/10/28

INITIAL REVISION:
DRWN: JMARSZALEK 2012/08/27
APPR: MDYSZEWSKA 2012/08/20

FIRST ANGLE PROJECTION | DRAWING: A3-SIZE | SERIES: 121050

molex

E452XXXXXXXXXX
DIN FORM A EN 175301-803

PRODUCT CUSTOMER DRAWING

DOCUMENT NUMBER	DOC TYPE	DOC PART	REVISION
SD-121050-001	PSD	001	E3

MATERIAL NUMBER	CUSTOMER	SHEET NUMBER
SEE TABLE	GENERAL MARKET	2 OF 28

DOCUMENT STATUS	P1	RELEASE DATE	2025/10/28 11:08:26

Downloaded from Arrow.com.

TABLE 2 - CABLES

Molex PN Raw cable	Cable type	Cable code	Wires no.	Cross Section	Jacket material	Jacket color	Diameter Ø [mm]	Wire colors
1210180080	I	0	3	1 mm²	PVC CEI 2022 II O.R.	Grey	6.4±0.2	BN, BU, GN/YE
1210180467	A	2	2	20 AWG	PVC CSA/UL 2661	Black	5.4±0.2	BN, BU
1210180128	A	2	3	20 AWG	PVC CSA/UL 2661	Black	5.6±0.2	BN, BU, GN/YE
1210180394	A	2	4	20 AWG	PVC CSA/UL 2661	Black	6.2±0.25	BN, BU, BK, GN/YE
1210180297	B	2	2	20 AWG	PUR CSA/UL 20668	Black	5.6±0.2	BN, BU
1210180126	B	2	3	20 AWG	PUR CSA/UL 20668	Black	5.6±0.2	BN, BU, GN/YE
1210180387	B	2	4	20 AWG	PUR CSA/UL 20668	Black	6.3±0.2	BN, BU, BK, GN/YE
1210180122	D	2	3	0.5 mm²	PVC CEI 20-20	Grey	5.5±0.2	BN, BU, GN/YE
1210180047	I	2	2	0.5 mm²	PVC CEI 2022 II O.R.	Grey	5.5+0.3/-0	BN, BU
1210180284	I	2	3	0.5 mm²	PVC CEI 2022 II O.R.	Grey	5.5+0.3/-0	BN, BU, GN/YE
1210180146	I	2	4	0.5 mm²	PVC CEI 2022 II O.R.	Grey	6.5±0.2	BN, BU, BK, GN/YE
1210180177	I	2	5	0.5 mm²	PVC CEI 2022 II O.R.	Grey	7.0 +0.3/-0	BN, BU, BK, WH, GN/YE
1210180022	N	2	2	0.5 mm²	PVC H03VV-F	Black	5.2±0.2	BN, BU
1202092753	N	2	3	0.5 mm²	PVC H03VV-F	Black	5.5±0.2	BN, BU, GN/YE
1210180153	N	2	4	0.5 mm²	PVC H03VV-F	Black	5.9±0.3	BN, BU, BK, GN/YE
1210180046	P	2	2	0.5 mm²	PUR - BLEND	Black	5.5±0.2	BN, BU
1202092439	P	2	3	0.5 mm²	PUR - BLEND	Black	5.5 +0.3/-0	BN, BU, GN/YE
1210180302	P	2	4	0.5 mm²	PUR - BLEND	Black	6.5±0.2	BN, BU, BK, GN/YE
1202092215	P	2	5	0.5 mm²	PUR - BLEND	Black	7+0.3/-0.1	BN, BU, BK, WH, GN/YE
1210180409	A	3	2	18 AWG	PVC CSA/UL 2661	Black	6.2±0.25	BN, BU
1210180129	A	3	3	18 AWG	PVC CSA/UL 2661	Black	6.5±0.25	BN, BU, GN/YE
1210180159	A	3	4	18 AWG	PVC CSA/UL 2661	Black	7.0+0.3/-0	BN, BU, BK, GN/YE
1210180464	A	3	5	18 AWG	PVC CSA/UL 2661	Black	7.8±0.25	BN, BU, BK, WH, GN/YE
1210180351	B	3	2	18 AWG	PUR CSA/UL 20668	Black	6.2±0.2	BN, BU
1210180127	B	3	3	18 AWG	PUR CSA/UL 20668	Black	6.5±0.2	BN, BU, GN/YE
1210180160	B	3	4	18 AWG	PUR CSA/UL 20668	Black	7±0.2	BN, BU, BK, GN/YE
1210180463	B	3	5	18 AWG	PUR CSA/UL 20668	Black	7.8±0.25	BN, BU, BK, WH, GN/YE
1210180073	D	3	3	0.75 mm²	PVC CEI 20-20	Grey	6.5±0.2	BN, BU, GN/YE
1210180145	D	3	4	0.75 mm²	PVC CEI 20-20	Grey	7.1±0.2	BN, BU, BK, GN/YE
1202098206	I	3	2	0.75 mm²	PVC CEI 2022 II O.R.	Grey	5.5±0.2	BK1, BK2
1210180120	I	3	3	0.75 mm²	PVC CEI 2022 II O.R.	Grey	6.0±0.2	BK1, BK2, BK3
1210180143	I	3	4	0.75 mm²	PVC CEI 2022 II O.R.	Grey	7.0±0.2	BN, BU, BK, GN/YE
1210180032	N	3	2	0.75 mm²	PVC H05VV-F	Black	6.2±0.2	BN, BU
1210180069	N	3	3	0.75 mm²	PVC H05VV-F	Black	6.5±0.2	BN, BU, GN/YE
1210180144	N	3	4	0.75 mm²	PVC H05VV-F	Black	7.1±0.2	BN, BU, BK, GN/YE
1210180174	N	3	5	0.75 mm²	PVC H05VV-F	Black	8.0+0.2/-0	BN, BU, BK, GY, GN/YE
1202094190	P	3	2	0.75 mm²	PUR - BLEND	Black	6.5±0.2	BN, BU
1210180071	P	3	3	0.75 mm²	PUR - BLEND	Black	6.5±0.2	BN, BU, GN/YE
1210180152	P	3	4	0.75 mm²	PUR - BLEND	Black	7.0±0.2	BN, BU, BK, GN/YE

TABLE 2 - CABLES

Molex PN Raw cable	Cable type	Cable code	Wires no.	Cross Section	Jacket material	Jacket color	Diameter Ø [mm]	Wire colors
1210180384	R	3	3	0.75 mm²	TPR HAL. FREE	Black	6.5±0.2	BN, BU, GN/YE
1210180094	T	3	3	0.75 mm²	PUR CSA/UL 20668	Yellow	6.5±0.2	BN, BU, GN/YE
1210180309	Y	3	3	0.75 mm²	SILICONE RUBBER	Red	6.5±0.2	BN, BU, GN/YE
1210180081	F	4	3	1 mm²	PVC CNOMO	Grey	7.1+0.2/-0	BK1, BK2, GN/YE
1210180042	I	4	2	1 mm²	PVC CEI 2022 II O.R.	Grey	7.1+0.2/-0	BN, BU
1210180079	I	4	3	1 mm²	PVC CEI 2022 II O.R.	Grey	7.1+0.2/-0	BN, BU, GN/YE
1210180036	N	4	2	1 mm²	PVC H05VV-F	Black	6.5±0.2	BN, BU
1210180082	N	4	3	1 mm²	PVC H05VV-F	Black	6.9±0.2	BN, BU, GN/YE
1210180117	R	4	3	1 mm²	TPR HAL. FREE	Black	7.1±0.2	BN, BU, GN/YE
1210180085	N	5	3	1.5 mm²	PVC H05VV-F	Black	7.9±0.2	BN, BU, GN/YE
1210180313	I	6	2	0.35 mm²	PVC CEI 2011	Grey	4.8±0.2	BN, WH
1210180149	I	9	4	0.75 mm²	PVC CEI 2022 II	Grey	7.3±0.2	BN, BU, BK, GN/YE

TABLE 1 - CABLES TYPE

Code	Cable types	Features	Cable type Cross section
N	PVC	Application general purpose cable which has good resistance to water, but usually poor oil resistance.	N2=0.5 mm2 N3=0.75 mm2 N4=1 mm2
I	CEI	Approved to IEC 332-2A, flame retardant and self extinguishing. Limited resistant to mineral oils.	I2=0.5 mm2 I3=0.75 mm2 I4=1 mm2
P	PUR	Offer good resistance to oil and chemicals. Can swell when constantly immersed in water.	P2=0.5 mm2 P3=0.75 mm2 P4=1 mm2
A	PVC CSA-UL	Approved to CSA-UL 2661, application general purpose cable which has good resistance to water, but usually poor oil resistance.	A2=20 AWG A3=18 AWG
B	PUR CSA-UL	Approved to CSA-UL 20668, very good resistance to oil and chemicals.	B2=20 AWG B3=18 AWG

THIS DRAWING CONTAINS INFORMATION THAT IS PROPRIETARY TO MOLEX ELECTRONIC TECHNOLOGIES, LLC AND SHOULD NOT BE USED WITHOUT WRITTEN PERMISSION

DIMENSION UNITS: mm | SCALE: NTS

GENERAL TOLERANCES (UNLESS SPECIFIED)

	MM	INCH
4 PLACES	±	±
3 PLACES	±	±
2 PLACES	±	±
1 PLACE	±	±
0 PLACES	±	±
ANGULAR TOL	± °	

DRAFT WHERE APPLICABLE MUST REMAIN WITHIN DIMENSIONS

CURRENT REV DESC: REMOVED OBSOLETED PART NUMBERS AS PER PCN#515981

EC NO: 837779
DRWN: PONNAM 2025/10/18
CHK'D: GGA 2025/10/28
APPR: GGA 2025/10/28

INITIAL REVISION:
DRWN: JMARSZALEK 2012/08/27
APPR: MDYSZEWSKA 2012/08/20

FIRST ANGLE PROJECTION | DRAWING: A3-SIZE | SERIES: 121050

molex

E452XXXXXXXXXXX
DIN FORM A EN 175301-803

PRODUCT CUSTOMER DRAWING

DOCUMENT NUMBER	DOC TYPE	DOC PART	REVISION
SD-121050-001	PSD	001	E3

MATERIAL NUMBER	CUSTOMER	SHEET NUMBER
SEE TABLE	GENERAL MARKET	3 OF 28

DOCUMENT STATUS	P1	RELEASE DATE	2025/10/28 11:08:26

Downloaded from Arrow.com.

TABLE 3 - PART LIST

Pos.	Molex PN:	Engineering No.:
1	1210400514	E452N3N10012000
2	N/A	N/A
3	N/A	N/A
4	1210400517	E452P3N10012000
5	N/A	N/A
6	1210400755	E452N3N2001P000
7	N/A	N/A
8	N/A	N/A
9	N/A	N/A
10	N/A	N/A
11	N/A	N/A
12	N/A	N/A
13	N/A	N/A
14	1210400901	E452N3N13K12000
15	N/A	N/A
16	N/A	N/A
17	N/A	N/A
18	1210401242	W452N3N50012000
19	1210401265	W452N3N30012000
20	N/A	N/A
21	N/A	N/A
22	1210500295	E452A3A10011C42
23	1210500297	E452A3A30011C44
24	1210500298	E452A3A30011C4H
25	N/A	N/A
26	1210500301	E452A3A30012C4H
27	N/A	N/A
28	1210500311	E452B3A30012C4H
29	1210500312	E452B3A30012C4L
30	1210500313	E452B3A50012C4H
31	N/A	N/A
32	N/A	N/A
33	N/A	N/A
34	N/A	N/A
35	N/A	N/A
36	N/A	N/A
37	N/A	N/A
38	N/A	N/A
39	1210500385	E452I2N20011C4H
40	N/A	N/A

Pos.	Molex PN:	Engineering No.:
41	N/A	N/A
42	N/A	N/A
43	1210500392	E452I2N30011C4H
44	N/A	N/A
45	1210500394	E452I2N30011C4M
46	N/A	N/A
47	1210500399	E452I2N50011C4H
48	N/A	N/A
49	N/A	N/A
50	1210500414	E452I4G40011C4H
51	N/A	N/A
52	1210500424	E452I4N10011C42
53	1210500428	E452I4N10011C4H
54	1210500434	E452I4N10K11C4H
55	N/A	N/A
56	1210500443	E452I4N15K11C4H
57	1210500448	E452I4N20011C3H
58	N/A	N/A
59	N/A	N/A
60	N/A	N/A
61	1210500467	E452I4N30011C3H
62	1210500468	E452I4N30011C42
63	N/A	N/A
64	1210500473	E452I4N30011C4H
65	1210500474	E452I4N30011C4L
66	N/A	N/A
67	1210500478	E452I4N30011R2H
68	N/A	N/A
69	N/A	N/A
70	N/A	N/A
71	N/A	N/A
72	N/A	N/A
73	N/A	N/A
74	1210500498	E452I4N50011C3H
75	N/A	N/A
76	1210500504	E452I4N50011C4H
77	N/A	N/A
78	N/A	N/A
79	N/A	N/A
80	N/A	N/A

Pos.	Molex PN:	Engineering No.:
81	N/A	N/A
82	N/A	N/A
83	N/A	N/A
84	N/A	N/A
85	N/A	N/A
86	N/A	N/A
87	1210500549	E452N3N10011C42
88	N/A	N/A
89	N/A	N/A
90	1210500554	E452N3N10011C4H
91	N/A	N/A
92	1210500558	E452N3N10012C4H
93	1210500559	E452N3N10012C4L
94	1210500560	E452N3N10022C4L
95	1210500562	E452N3N10K11C42
96	N/A	N/A
97	N/A	N/A
98	1210500575	E452N3N10K12C4H
99	1210500576	E452N3N10K12C4L
100	1210500582	E452N3N15011A11
101	1210500583	E452N3N15011A12
102	N/A	N/A
103	1210500585	E452N3N15011C32
104	N/A	N/A
105	N/A	N/A
106	N/A	N/A
107	N/A	N/A
108	1210500602	E452N3N20011A12
109	N/A	N/A
110	N/A	N/A
111	1210500612	E452N3N20011C42
112	1210500620	E452N3N20011C4H
113	N/A	N/A
114	1210500624	E452N3N20011R05
115	N/A	N/A
116	N/A	N/A
117	N/A	N/A
118	N/A	N/A
119	N/A	N/A
120	N/A	N/A

Pos.	Molex PN:	Engineering No.:
121	1210500650	E452N3N30011C42
122	N/A	N/A
123	N/A	N/A
124	1210500657	E452N3N30011C4H
125	N/A	N/A
126	1210500659	E452N3N30011C4M
127	N/A	N/A
128	N/A	N/A
129	1210500673	E452N3N30012C4H
130	1210500674	E452N3N30012C4L
131	N/A	N/A
132	N/A	N/A
133	N/A	N/A
134	N/A	N/A
135	N/A	N/A
136	N/A	N/A
137	1210500696	E452N3N50011A1B
138	1210500702	E452N3N50011C42
139	1210500703	E452N3N50011C44
140	1210500705	E452N3N50011C4B
141	1210500707	E452N3N50011C4D
142	1210500708	E452N3N50011C4E
143	1210500709	E452N3N50011C4H
144	N/A	N/A
145	N/A	N/A
146	N/A	N/A
147	N/A	N/A
148	1210500715	E452N3N50012C4H
149	1210500716	E452N3N50012C4L
150	N/A	N/A
151	N/A	N/A
152	1210500735	E452P2N07511C32
153	1210500737	E452P2N10011C4H
154	1210500739	E452P2N10K11C4H
155	N/A	N/A
156	N/A	N/A
157	N/A	N/A
158	1210500748	E452P2N20011C4H
159	N/A	N/A
160	N/A	N/A

THIS DRAWING CONTAINS INFORMATION THAT IS PROPRIETARY TO MOLEX ELECTRONIC TECHNOLOGIES, LLC AND SHOULD NOT BE USED WITHOUT WRITTEN PERMISSION

DIMENSION UNITS	SCALE
mm	NTS

GENERAL TOLERANCES (UNLESS SPECIFIED)

	MM	INCH
4 PLACES	±	±
3 PLACES	±	±
2 PLACES	±	±
1 PLACE	±	±
0 PLACES	±	±
ANGULAR TOL	± °	

DRAFT WHERE APPLICABLE MUST REMAIN WITHIN DIMENSIONS

CURRENT REV DESC: REMOVED OBSOLETED PART NUMBERS AS PER PCN#515981

EC NO: 837779
DRWN: PONNAM 2025/10/18
CHK'D: GGA 2025/10/28
APPR: GGA 2025/10/28

INITIAL REVISION:
DRWN: JMARSZALEK 2012/08/27
APPR: MDYSZEWSKA 2012/08/20

molex

E452XXXXXXXXXX
DIN FORM A EN 175301-803

PRODUCT CUSTOMER DRAWING

DOCUMENT NUMBER	DOC TYPE	DOC PART	REVISION
SD-121050-001	PSD	001	E3

FIRST ANGLE PROJECTION	DRAWING	SERIES	MATERIAL NUMBER	CUSTOMER	SHEET NUMBER
	A3-SIZE	121050	SEE TABLE	GENERAL MARKET	4 OF 28

DOCUMENT STATUS	P1	RELEASE DATE	2025/10/28 11:08:26

Downloaded from Arrow.com.

TABLE 3 - PART LIST

Pos.	Molex PN:	Engineering No.:
161	N/A	N/A
162	N/A	N/A
163	1210500769	E452P2N50011C4H
164	N/A	N/A
165	N/A	N/A
166	N/A	N/A
167	1210500791	E452P3N10012C4H
168	1210500792	E452P3N10012C4L
169	N/A	N/A
170	N/A	N/A
171	1210500803	E452P3N20011C42
172	1210500807	E452P3N30011C3H
173	1210500810	E452P3N30011C4H
174	1210500812	E452P3N30011S0B
175	1210500814	E452P3N30011S0H
176	N/A	N/A
177	1210500816	E452P3N30012C4L
178	1210500817	E452P3N50011C3H
179	1210500819	E452P3N50011C4H
180	1210500821	E452P3N50011S02
181	N/A	N/A
182	1210500823	E452P3N50011S0H
183	N/A	N/A
184	N/A	N/A
185	1210500827	E452P3N50012C4L
186	N/A	N/A
187	1210501561	E452N3N50011C4M
188	N/A	N/A
189	N/A	N/A
190	N/A	N/A
191	N/A	N/A
192	1210501581	E452P3N07011C4H
193	N/A	N/A
194	N/A	N/A
195	N/A	N/A
196	1210501607	E452N3N10013C4H
197	N/A	N/A
198	N/A	N/A
199	1210501610	E452P2N30011C4H
200	N/A	N/A

Pos.	Molex PN:	Engineering No.:
201	N/A	N/A
202	1210501624	E452A3A30012C4L
203	1210501632	E452P2N20011C42
204	1210501647	E452P3N20011S02
205	1210501656	E452A2A50012C4H
206	N/A	N/A
207	1210501664	E452P3N10011C4H
208	1210501674	E452A3A20011C44
209	N/A	N/A
210	N/A	N/A
211	N/A	N/A
212	N/A	N/A
213	N/A	N/A
214	1210501735	E452N2N30011A12
215	N/A	N/A
216	1210501749	E452A2A15011C4H
217	1210501764	E452N3N06011A12
218	1210501766	E452N3N10011A12
219	1210501780	E452A3A30011R2L
220	1210501781	E452B3A30011C4H
221	1210501795	E452I2N10K11C4H
222	N/A	N/A
223	N/A	N/A
224	N/A	N/A
225	N/A	N/A
226	N/A	N/A
227	N/A	N/A
228	N/A	N/A
229	N/A	N/A
230	1210501878	E452N3N1001PC4H
231	1210501879	E452A3A30011C4L
232	N/A	N/A
233	1210501887	E452A3A50011C7H
234	1210501888	E452A3A20011C7H
235	1210501889	E452P3N3001PS0H
236	1210501890	E452P3N5001PS0H
237	1210501891	E452P3N5001PC4M
238	N/A	N/A
239	N/A	N/A
240	N/A	N/A

Pos.	Molex PN:	Engineering No.:
241	N/A	N/A
242	1210501941	E452N3N3001PS0H
243	1210501942	E452N3N1001PS0H
244	N/A	N/A
245	1210501962	E452P3N3001PC4H
246	1210501966	E452A3A50012C3H
247	N/A	N/A
248	N/A	N/A
249	1210501998	E452P3N1001PC4H
250	N/A	N/A
251	N/A	N/A
252	N/A	N/A
253	N/A	N/A
254	N/A	N/A
255	N/A	N/A
256	N/A	N/A
257	N/A	N/A
258	N/A	N/A
259	N/A	N/A
260	1210502038	E452N3N5001PC4H
261	1210502039	E452N3N3001PC4H
262	N/A	N/A
263	N/A	N/A
264	N/A	N/A
265	1210502052	E452P3N2001PC3H
266	N/A	N/A
267	N/A	N/A
268	N/A	N/A
269	N/A	N/A
270	N/A	N/A
271	N/A	N/A
272	N/A	N/A
273	N/A	N/A
274	N/A	N/A
275	N/A	N/A
276	N/A	N/A
277	N/A	N/A
278	N/A	N/A
279	N/A	N/A
280	1210502177	E452N2N30011C42

Pos.	Molex PN:	Engineering No.:
281	N/A	N/A
282	1210502180	E452I4N10K11C3H
283	1210502190	E452I2N10014A1G
284	N/A	N/A
285	N/A	N/A
286	1210502214	E452N2N15041C4H
287	1210502219	E452I4N50011R2M
288	1210502223	E452P3N5001PC4H
289	N/A	N/A
290	1210502233	E452N3N5001PS0H
291	N/A	N/A
292	N/A	N/A
293	N/A	N/A
294	N/A	N/A
295	N/A	N/A
296	1210502259	E452A3A20011C42
297	1210502262	E452N3N40011R2M
298	N/A	N/A
299	N/A	N/A
300	N/A	N/A
301	1210502289	E452I4N5001PC4H
302	1210502309	E452N3N4001PC4H
303	N/A	N/A
304	N/A	N/A
305	1210502317	E452N2N10011A12
306	1210502318	E452N3N2001PC3H
307	N/A	N/A
308	1210502334	E452A3A30011C42
309	N/A	N/A
310	1210502341	E452N3N10K11C4H
311	N/A	N/A
312	1210502352	E452N3N50012S02
313	N/A	N/A
314	1210502357	E452B3A50011C4H
315	N/A	N/A
316	N/A	N/A
317	N/A	N/A
318	N/A	N/A
319	1210502396	E452P3N10K11C4H
320	N/A	N/A

THIS DRAWING CONTAINS INFORMATION THAT IS PROPRIETARY TO MOLEX ELECTRONIC TECHNOLOGIES, LLC AND SHOULD NOT BE USED WITHOUT WRITTEN PERMISSION

DIMENSION UNITS	SCALE
mm	NTS

GENERAL TOLERANCES (UNLESS SPECIFIED)

	MM	INCH
4 PLACES	±	±
3 PLACES	±	±
2 PLACES	±	±
1 PLACE	±	±
0 PLACES	±	±
ANGULAR TOL	± °	

DRAFT WHERE APPLICABLE MUST REMAIN WITHIN DIMENSIONS

CURRENT REV DESC: REMOVED OBSOLETED PART NUMBERS AS PER PCN#515981

EC NO: 837779
DRWN: PONNAM 2025/10/18
CHK'D: GGA 2025/10/28
APPR: GGA 2025/10/28

INITIAL REVISION:
DRWN: JMARSZALEK 2012/08/27
APPR: MDYSZEWSKA 2012/08/20

molex

E452XXXXXXXXXX
DIN FORM A EN 175301-803

PRODUCT CUSTOMER DRAWING

DOCUMENT NUMBER	DOC TYPE	DOC PART	REVISION
SD-121050-001	PSD	001	E3

FIRST ANGLE PROJECTION	DRAWING	SERIES	MATERIAL NUMBER	CUSTOMER	SHEET NUMBER
	A3-SIZE	121050	SEE TABLE	GENERAL MARKET	5 OF 28

DOCUMENT STATUS	P1	RELEASE DATE	2025/10/28 11:08:26

Downloaded from Arrow.com.

TABLE 3 - PART LIST

Pos.	Molex PN:	Engineering No.:
321	N/A	N/A
322	1210502413	E452P2N50011C4M
323	N/A	N/A
324	N/A	N/A
325	1210502417	E452R4N2001PC4M
326	N/A	N/A
327	N/A	N/A
328	N/A	N/A
329	N/A	N/A
330	N/A	N/A
331	N/A	N/A
332	N/A	N/A
333	N/A	N/A
334	N/A	N/A
335	N/A	N/A
336	N/A	N/A
337	N/A	N/A
338	N/A	N/A
339	N/A	N/A
340	N/A	N/A
341	N/A	N/A
342	N/A	N/A
343	N/A	N/A
344	N/A	N/A
345	1210502520	E452N3N2001PS02
346	N/A	N/A
347	N/A	N/A
348	1210502524	E452P2N20011C3B
349	N/A	N/A
350	N/A	N/A
351	N/A	N/A
352	N/A	N/A
353	N/A	N/A
354	N/A	N/A
355	N/A	N/A
356	1210502543	E452P2N50011C4G
357	N/A	N/A
358	N/A	N/A
359	N/A	N/A
360	1210502554	E452N3N5001PS02

Pos.	Molex PN:	Engineering No.:
361	N/A	N/A
362	N/A	N/A
363	N/A	N/A
364	N/A	N/A
365	N/A	N/A
366	1210502568	E452B2B10011A12
367	N/A	N/A
368	N/A	N/A
369	N/A	N/A
370	N/A	N/A
371	N/A	N/A
372	N/A	N/A
373	1210502584	E452N3N03011A12
374	1210502585	E452P3N5001PC4L
375	N/A	N/A
376	N/A	N/A
377	N/A	N/A
378	1210502596	E452P3N20012C4H
379	N/A	N/A
380	N/A	N/A
381	N/A	N/A
382	1210502606	E452N3N2001PA1H
383	N/A	N/A
384	N/A	N/A
385	N/A	N/A
386	1210502619	E452B3A3001PA1H
387	1210502620	E452B3A3001PA1L
388	1210502621	E452B3A3001PA1M
389	N/A	N/A
390	N/A	N/A
391	N/A	N/A
392	N/A	N/A
393	1210502634	E452I4N3001PR2M
394	N/A	N/A
395	1210502638	E452N3N25041C42
396	N/A	N/A
397	N/A	N/A
398	N/A	N/A
399	N/A	N/A
400	N/A	N/A

Pos.	Molex PN:	Engineering No.:
401	N/A	N/A
402	N/A	N/A
403	1210502650	E452A3A10K1RS0H
404	N/A	N/A
405	N/A	N/A
406	N/A	N/A
407	1210502662	E452P3N10K1PC4H
408	N/A	N/A
409	N/A	N/A
410	N/A	N/A
411	N/A	N/A
412	1210502676	E452I2N20012S12
413	1210502678	E452A3A3001RC42
414	N/A	N/A
415	N/A	N/A
416	N/A	N/A
417	N/A	N/A
418	N/A	N/A
419	N/A	N/A
420	N/A	N/A
421	N/A	N/A
422	N/A	N/A
423	N/A	N/A
424	N/A	N/A
425	N/A	N/A
426	N/A	N/A
427	N/A	N/A
428	N/A	N/A
429	N/A	N/A
430	N/A	N/A
431	N/A	N/A
432	N/A	N/A
433	N/A	N/A
434	N/A	N/A
435	N/A	N/A
436	1210502861	W452A3A10K1RS0H
437	N/A	N/A
438	1210502863	W452N3N3001RC4B
439	N/A	N/A
440	1210502865	W452N3N2001RC4B

Pos.	Molex PN:	Engineering No.:
441	N/A	N/A
442	1210502867	W452A3A5001RS0H
443	N/A	N/A
444	N/A	N/A
445	N/A	N/A
446	1210502871	W452N3N5001RC4B
447	N/A	N/A
448	N/A	N/A
449	1210502875	W452N3N2001RA1E
450	N/A	N/A
451	1210502877	W452N3N2001RC3A
452	N/A	N/A
453	N/A	N/A
454	1210502892	W452N3N2001RC4E
455	1210502893	W452N3N5001RC3B
456	N/A	N/A
457	N/A	N/A
458	N/A	N/A
459	N/A	N/A
460	N/A	N/A
461	N/A	N/A
462	N/A	N/A
463	N/A	N/A
464	N/A	N/A
465	N/A	N/A
466	N/A	N/A
467	N/A	N/A
468	N/A	N/A
469	N/A	N/A
470	N/A	N/A
471	N/A	N/A
472	N/A	N/A
473	1210502958	W452N3N2001RC3B
474	N/A	N/A
475	N/A	N/A
476	N/A	N/A
477	N/A	N/A
478	N/A	N/A
479	N/A	N/A
480	N/A	N/A

THIS DRAWING CONTAINS INFORMATION THAT IS PROPRIETARY TO MOLEX ELECTRONIC TECHNOLOGIES, LLC AND SHOULD NOT BE USED WITHOUT WRITTEN PERMISSION

DIMENSION UNITS	SCALE
mm	NTS

GENERAL TOLERANCES (UNLESS SPECIFIED)

	MM	INCH
4 PLACES	±	±
3 PLACES	±	±
2 PLACES	±	±
1 PLACE	±	±
0 PLACES	±	±
ANGULAR TOL	± °	

DRAFT WHERE APPLICABLE MUST REMAIN WITHIN DIMENSIONS

CURRENT REV DESC: REMOVED OBSOLETED PART NUMBERS AS PER PCN#515981

EC NO: 837779
DRWN: PONNAM 2025/10/18
CHK'D: GGA 2025/10/28
APPR: GGA 2025/10/28

INITIAL REVISION:
DRWN: JMARSZALEK 2012/08/27
APPR: MDYSZEWSKA 2012/08/20

molex

E452XXXXXXXXXXX
DIN FORM A EN 175301-803

PRODUCT CUSTOMER DRAWING

DOCUMENT NUMBER	DOC TYPE	DOC PART	REVISION
SD-121050-001	PSD	001	E3

FIRST ANGLE PROJECTION	DRAWING	SERIES	MATERIAL NUMBER	CUSTOMER	SHEET NUMBER
	A3-SIZE	121050	SEE TABLE	GENERAL MARKET	6 OF 28

DOCUMENT STATUS	P1	RELEASE DATE	2025/10/28 11:08:26

Downloaded from Arrow.com.

TABLE 3 - PART LIST

Pos.	Molex PN:	Engineering No.:
481	1210502984	E452A3A10K11C7H
482	N/A	N/A
483	1210502987	E452R4N3001PR2E
484	N/A	N/A
485	N/A	N/A
486	N/A	N/A
487	N/A	N/A
488	1210502997	E452N3N50041C42
489	N/A	N/A
490	N/A	N/A
491	N/A	N/A
492	N/A	N/A
493	N/A	N/A
494	1210503013	E452I2N10011C42
495	N/A	N/A
496	N/A	N/A
497	N/A	N/A
498	1210503020	W452A3A15K1RS0H
499	N/A	N/A
500	N/A	N/A
501	N/A	N/A
502	N/A	N/A
503	N/A	N/A
504	N/A	N/A
505	N/A	N/A
506	N/A	N/A
507	N/A	N/A
508	N/A	N/A
509	N/A	N/A
510	N/A	N/A
511	N/A	N/A
512	N/A	N/A
513	1210503056	E452B3A10K1PR2D
514	N/A	N/A
515	N/A	N/A
516	N/A	N/A
517	N/A	N/A
518	N/A	N/A
519	1210503112	E452I0N30011C4H
520	1210503113	E452N3N5001RC4B

Pos.	Molex PN:	Engineering No.:
521	1210503119	E452I4N80011C7H
522	N/A	N/A
523	N/A	N/A
524	N/A	N/A
525	N/A	N/A
526	N/A	N/A
527	N/A	N/A
528	N/A	N/A
529	N/A	N/A
530	1210503140	E452B3A30011S0H
531	N/A	N/A
532	N/A	N/A
533	N/A	N/A
534	1210503195	E452P3N1501PA1H
535	N/A	N/A
536	1210503200	E452P2N20011A12
537	N/A	N/A
538	N/A	N/A
539	N/A	N/A
540	N/A	N/A
541	1210503213	W452N3N50012C4H
542	N/A	N/A
543	N/A	N/A
544	1210503216	W452P3N30012C4H
545	N/A	N/A
546	1210503219	E452I4N30011A1G
547	N/A	N/A
548	N/A	N/A
549	N/A	N/A
550	N/A	N/A
551	1210503231	E452N3N1001PC4M
552	1210503233	W452N3N30012C4L
553	1210503234	W452P3N50012C4H
554	1210503237	E452P3N5001PC3H
555	1210503238	E452P3N3001PC3H
556	N/A	N/A
557	N/A	N/A
558	N/A	N/A
559	N/A	N/A
560	N/A	N/A

Pos.	Molex PN:	Engineering No.:
561	N/A	N/A
562	N/A	N/A
563	1210503261	E452N3N3001PC4M
564	N/A	N/A
565	N/A	N/A
566	N/A	N/A
567	N/A	N/A
568	N/A	N/A
569	N/A	N/A
570	N/A	N/A
571	1210503270	W452N3N50012C4L
572	1210503274	E452N2N10K11C42
573	N/A	N/A
574	N/A	N/A
575	N/A	N/A
576	1210503286	E452P3N3001PC4M
577	1210503287	E452P3N3001PC4L
578	N/A	N/A
579	1210503330	E452I4N5001PC3H
580	N/A	N/A
581	N/A	N/A
582	1210503339	E452P3N1001PC4M
583	N/A	N/A
584	N/A	N/A
585	N/A	N/A
586	N/A	N/A
587	N/A	N/A
588	1210503357	E452N3N60011C4H
589	N/A	N/A
590	N/A	N/A
591	N/A	N/A
592	N/A	N/A
593	N/A	N/A
594	1210503364	E452N3N5001PC42
595	N/A	N/A
596	N/A	N/A
597	N/A	N/A
598	1210503411	E452P3N1501PC4H
599	N/A	N/A
600	N/A	N/A

Pos.	Molex PN:	Engineering No.:
601	N/A	N/A
602	N/A	N/A
603	N/A	N/A
604	N/A	N/A
605	N/A	N/A
606	N/A	N/A
607	N/A	N/A
608	N/A	N/A
609	N/A	N/A
610	1210503463	E452N3N05011C41
611	N/A	N/A
612	N/A	N/A
613	N/A	N/A
614	N/A	N/A
615	N/A	N/A
616	1210503491	E452A3A30011C7H
617	N/A	N/A
618	1210503498	E452B2A3001PC4H
619	N/A	N/A
620	N/A	N/A
621	1210503507	E452B2A3001PC4L
622	N/A	N/A
623	N/A	N/A
624	N/A	N/A
625	1210503512	E452N3N10K1PC4H
626	1210503517	E452N2N1501PS0H
627	N/A	N/A
628	N/A	N/A
629	N/A	N/A
630	N/A	N/A
631	N/A	N/A
632	N/A	N/A
633	N/A	N/A
634	N/A	N/A
635	N/A	N/A
636	N/A	N/A
637	N/A	N/A
638	N/A	N/A
639	N/A	N/A
640	N/A	N/A

THIS DRAWING CONTAINS INFORMATION THAT IS PROPRIETARY TO MOLEX ELECTRONIC TECHNOLOGIES, LLC AND SHOULD NOT BE USED WITHOUT WRITTEN PERMISSION

DIMENSION UNITS	SCALE
mm	NTS

GENERAL TOLERANCES (UNLESS SPECIFIED)

	MM	INCH
4 PLACES	±	±
3 PLACES	±	±
2 PLACES	±	±
1 PLACE	±	±
0 PLACES	±	±
ANGULAR TOL	± °	

DRAFT WHERE APPLICABLE MUST REMAIN WITHIN DIMENSIONS

CURRENT REV DESC: REMOVED OBSOLETED PART NUMBERS AS PER PCN#515981

EC NO: 837779
DRWN: PONNAM 2025/10/18
CHK'D: GGA 2025/10/28
APPR: GGA 2025/10/28

INITIAL REVISION:
DRWN: JMARSZALEK 2012/08/27
APPR: MDYSZEWSKA 2012/08/20

molex

E452XXXXXXXXXXX
DIN FORM A EN 175301-803

PRODUCT CUSTOMER DRAWING

DOCUMENT NUMBER	DOC TYPE	DOC PART	REVISION
SD-121050-001	PSD	001	E3

FIRST ANGLE PROJECTION	DRAWING	SERIES	MATERIAL NUMBER	CUSTOMER	SHEET NUMBER
	A3-SIZE	121050	SEE TABLE	GENERAL MARKET	7 OF 28

DOCUMENT STATUS	P1	RELEASE DATE	2025/10/28 11:08:26

Downloaded from Arrow.com.

TABLE 3 - PART LIST

Pos.	Molex PN:	Engineering No.:
1121	N/A	N/A
1122	N/A	N/A
1123	N/A	N/A
1124	N/A	N/A
1125	2210501520	E452A2A50011C4H
1126	N/A	N/A
1127	N/A	N/A
1128	N/A	N/A
1129	N/A	N/A
1130	N/A	N/A
1131	N/A	N/A
1132	N/A	N/A
1133	N/A	N/A
1134	N/A	N/A
1135	N/A	N/A
1136	N/A	N/A
1137	N/A	N/A
1138	N/A	N/A
1139	N/A	N/A
1140	N/A	N/A
1141	N/A	N/A
1142	N/A	N/A
1143	N/A	N/A
1144	N/A	N/A
1145	N/A	N/A
1146	N/A	N/A
1147	N/A	N/A
1148	N/A	N/A
1149	N/A	N/A
1150	N/A	N/A
1151	N/A	N/A
1152	N/A	N/A
1153	N/A	N/A
1154	N/A	N/A
1155	N/A	N/A
1156	N/A	N/A
1157	N/A	N/A
1158	N/A	N/A
1159	N/A	N/A
1160	N/A	N/A

THIS DRAWING CONTAINS INFORMATION THAT IS PROPRIETARY TO MOLEX ELECTRONIC TECHNOLOGIES, LLC AND SHOULD NOT BE USED WITHOUT WRITTEN PERMISSION

DIMENSION UNITS	SCALE
mm	NTS

GENERAL TOLERANCES (UNLESS SPECIFIED)

	MM	INCH
4 PLACES	±	±
3 PLACES	±	±
2 PLACES	±	±
1 PLACE	±	±
0 PLACES	±	±
ANGULAR TOL	± °	

DRAFT WHERE APPLICABLE MUST REMAIN WITHIN DIMENSIONS

CURRENT REV DESC: REMOVED OBSOLETED PART NUMBERS AS PER PCN#515981

EC NO: 837779
DRWN: PONNAM 2025/10/18
CHK'D: GGA 2025/10/28
APPR: GGA 2025/10/28

INITIAL REVISION:
DRWN: JMARSZALEK 2012/08/27
APPR: MDYSZEWSKA 2012/08/20

FIRST ANGLE PROJECTION | DRAWING: A3-SIZE | SERIES: 121050

molex

E452XXXXXXXXXX
DIN FORM A EN 175301-803

PRODUCT CUSTOMER DRAWING

DOCUMENT NUMBER	DOC TYPE	DOC PART	REVISION
SD-121050-001	PSD	001	E3

MATERIAL NUMBER	CUSTOMER	SHEET NUMBER
SEE TABLE	GENERAL MARKET	8 OF 28

DOCUMENT STATUS	P1	RELEASE DATE	2025/10/28 11:08:26

Downloaded from Arrow.com.

TABLE 3 - PART LIST

Pos.	Molex PN:	Engineering No.:
1161	N/A	N/A
1162	N/A	N/A
1163	N/A	N/A
1164	N/A	N/A
1165	N/A	N/A
1166	N/A	N/A
1167	N/A	N/A
1168	N/A	N/A
1169	N/A	N/A
1170	N/A	N/A
1171	N/A	N/A
1172	N/A	N/A
1173	N/A	N/A
1174	N/A	N/A
1175	N/A	N/A
1176	N/A	N/A
1177	N/A	N/A
1178	N/A	N/A
1179	N/A	N/A
1180	N/A	N/A
1181	N/A	N/A
1182	N/A	N/A
1183	N/A	N/A
1184	N/A	N/A
1185	N/A	N/A
1186	N/A	N/A
1187	N/A	N/A
1188	N/A	N/A
1189	N/A	N/A
1190	N/A	N/A
1191	2210501600	E452A3A10011C32
1192	N/A	N/A
1193	N/A	N/A
1194	N/A	N/A
1195	N/A	N/A
1196	N/A	N/A
1197	N/A	N/A
1198	N/A	N/A
1199	N/A	N/A
1200	N/A	N/A

Pos.	Molex PN:	Engineering No.:
1281	N/A	N/A
1282	N/A	N/A
1283	N/A	N/A
1284	N/A	N/A
1285	N/A	N/A
1286	N/A	N/A
1287	N/A	N/A
1288	N/A	N/A
1289	N/A	N/A
1290	N/A	N/A
1291	N/A	N/A
1292	N/A	N/A
1293	N/A	N/A
1294	N/A	N/A
1295	N/A	N/A
1296	N/A	N/A
1297	N/A	N/A
1298	N/A	N/A
1299	N/A	N/A
1300	N/A	N/A
1301	N/A	N/A
1302	N/A	N/A
1303	N/A	N/A
1304	N/A	N/A
1305	N/A	N/A
1306	N/A	N/A
1307	2210501730	E452A3A10K11C4H
1308	N/A	N/A
1309	2210501732	E452A3A10K11C4L
1310	N/A	N/A
1311	N/A	N/A
1312	N/A	N/A
1313	N/A	N/A
1314	N/A	N/A
1315	N/A	N/A
1316	N/A	N/A
1317	N/A	N/A
1318	N/A	N/A
1319	N/A	N/A
1320	N/A	N/A

THIS DRAWING CONTAINS INFORMATION THAT IS PROPRIETARY TO MOLEX ELECTRONIC TECHNOLOGIES, LLC AND SHOULD NOT BE USED WITHOUT WRITTEN PERMISSION

DIMENSION UNITS	SCALE
mm	NTS

GENERAL TOLERANCES (UNLESS SPECIFIED)

	MM	INCH
4 PLACES	±	±
3 PLACES	±	±
2 PLACES	±	±
1 PLACE	±	±
0 PLACES	±	±
ANGULAR TOL	± °	

DRAFT WHERE APPLICABLE MUST REMAIN WITHIN DIMENSIONS

CURRENT REV DESC: REMOVED OBSOLETED PART NUMBERS AS PER PCN#515981

EC NO: 837779

DRWN:	PONNAM	2025/10/18
CHK'D:	GGA	2025/10/28
APPR:	GGA	2025/10/28

INITIAL REVISION:

DRWN:	JMARSZALEK	2012/08/27
APPR:	MDYSZEWSKA	2012/08/20

FIRST ANGLE PROJECTION | DRAWING: A3-SIZE | SERIES: 121050

molex

E452XXXXXXXXXXX
DIN FORM A EN 175301-803

PRODUCT CUSTOMER DRAWING

DOCUMENT NUMBER	DOC TYPE	DOC PART	REVISION
SD-121050-001	PSD	001	E3

MATERIAL NUMBER	CUSTOMER	SHEET NUMBER
SEE TABLE	GENERAL MARKET	9 OF 28

DOCUMENT STATUS	P1	RELEASE DATE	2025/10/28 11:08:26

Downloaded from Arrow.com.

TABLE 3 - PART LIST

Pos.	Molex PN:	Engineering No.:
1481	N/A	N/A
1482	N/A	N/A
1483	N/A	N/A
1484	N/A	N/A
1485	2210501936	E452A3A20011C4H
1486	N/A	N/A
1487	N/A	N/A
1488	N/A	N/A
1489	N/A	N/A
1490	N/A	N/A
1491	N/A	N/A
1492	N/A	N/A
1493	N/A	N/A
1494	N/A	N/A
1495	N/A	N/A
1496	N/A	N/A
1497	N/A	N/A
1498	N/A	N/A
1499	N/A	N/A
1500	N/A	N/A
1501	N/A	N/A
1502	N/A	N/A
1503	N/A	N/A
1504	N/A	N/A
1505	N/A	N/A
1506	N/A	N/A
1507	N/A	N/A
1508	N/A	N/A
1509	N/A	N/A
1510	N/A	N/A
1511	N/A	N/A
1512	N/A	N/A
1513	N/A	N/A
1514	N/A	N/A
1515	N/A	N/A
1516	N/A	N/A
1517	N/A	N/A
1518	N/A	N/A
1519	N/A	N/A
1520	N/A	N/A

Pos.	Molex PN:	Engineering No.:
1521	N/A	N/A
1522	N/A	N/A
1523	N/A	N/A
1524	N/A	N/A
1525	N/A	N/A
1526	N/A	N/A
1527	N/A	N/A
1528	N/A	N/A
1529	N/A	N/A
1530	N/A	N/A
1531	N/A	N/A
1532	N/A	N/A
1533	N/A	N/A
1534	N/A	N/A
1535	N/A	N/A
1536	N/A	N/A
1537	N/A	N/A
1538	N/A	N/A
1539	N/A	N/A
1540	N/A	N/A
1541	N/A	N/A
1542	N/A	N/A
1543	N/A	N/A
1544	N/A	N/A
1545	2210502010	E452A3A30011A1E
1546	N/A	N/A
1547	N/A	N/A
1548	N/A	N/A
1549	N/A	N/A
1550	N/A	N/A
1551	N/A	N/A
1552	N/A	N/A
1553	N/A	N/A
1554	N/A	N/A
1555	N/A	N/A
1556	N/A	N/A
1557	N/A	N/A
1558	N/A	N/A
1559	N/A	N/A
1560	N/A	N/A

Pos.	Molex PN:	Engineering No.:
1601	N/A	N/A
1602	N/A	N/A
1603	N/A	N/A
1604	N/A	N/A
1605	N/A	N/A
1606	N/A	N/A
1607	N/A	N/A
1608	N/A	N/A
1609	N/A	N/A
1610	N/A	N/A
1611	N/A	N/A
1612	N/A	N/A
1613	N/A	N/A
1614	N/A	N/A
1615	N/A	N/A
1616	N/A	N/A
1617	N/A	N/A
1618	N/A	N/A
1619	N/A	N/A
1620	N/A	N/A
1621	N/A	N/A
1622	N/A	N/A
1623	N/A	N/A
1624	N/A	N/A
1625	N/A	N/A
1626	N/A	N/A
1627	N/A	N/A
1628	N/A	N/A
1629	N/A	N/A
1630	N/A	N/A
1631	N/A	N/A
1632	N/A	N/A
1633	N/A	N/A
1634	N/A	N/A
1635	N/A	N/A
1636	N/A	N/A
1637	N/A	N/A
1638	2210502117	E452A3A50011C32
1639	N/A	N/A
1640	N/A	N/A

THIS DRAWING CONTAINS INFORMATION THAT IS PROPRIETARY TO MOLEX ELECTRONIC TECHNOLOGIES, LLC AND SHOULD NOT BE USED WITHOUT WRITTEN PERMISSION

DIMENSION UNITS	SCALE
mm	NTS

GENERAL TOLERANCES (UNLESS SPECIFIED)

	MM	INCH
4 PLACES	±	±
3 PLACES	±	±
2 PLACES	±	±
1 PLACE	±	±
0 PLACES	±	±
ANGULAR TOL	± °	

DRAFT WHERE APPLICABLE MUST REMAIN WITHIN DIMENSIONS

CURRENT REV DESC: REMOVED OBSOLETED PART NUMBERS AS PER PCN#515981

EC NO: 837779
DRWN: PONNAM 2025/10/18
CHK'D: GGA 2025/10/28
APPR: GGA 2025/10/28

INITIAL REVISION:
DRWN: JMARSZALEK 2012/08/27
APPR: MDYSZEWSKA 2012/08/20

FIRST ANGLE PROJECTION | DRAWING: A3-SIZE | SERIES: 121050

molex

E452XXXXXXXXXX
DIN FORM A EN 175301-803

PRODUCT CUSTOMER DRAWING

DOCUMENT NUMBER	DOC TYPE	DOC PART	REVISION
SD-121050-001	PSD	001	E3

MATERIAL NUMBER	CUSTOMER	SHEET NUMBER
SEE TABLE	GENERAL MARKET	10 OF 28

DOCUMENT STATUS	P1	RELEASE DATE	2025/10/28 11:08:26

Downloaded from Arrow.com.

TABLE 3 - PART LIST

Pos.	Molex PN:	Engineering No.:
1641	N/A	N/A
1642	N/A	N/A
1643	N/A	N/A
1644	N/A	N/A
1645	N/A	N/A
1646	N/A	N/A
1647	N/A	N/A
1648	N/A	N/A
1649	N/A	N/A
1650	N/A	N/A
1651	N/A	N/A
1652	N/A	N/A
1653	N/A	N/A
1654	N/A	N/A
1655	N/A	N/A
1656	N/A	N/A
1657	N/A	N/A
1658	N/A	N/A
1659	N/A	N/A
1660	N/A	N/A
1661	N/A	N/A
1662	2210502141	E452A3A50011C4H
1663	N/A	N/A
1664	2210502143	E452A3A50011C4L
1665	2210502144	E452A3A50011C4M
1666	N/A	N/A
1667	N/A	N/A
1668	N/A	N/A
1669	N/A	N/A
1670	N/A	N/A
1671	N/A	N/A
1672	N/A	N/A
1673	N/A	N/A
1674	N/A	N/A
1675	N/A	N/A
1676	N/A	N/A
1677	N/A	N/A
1678	N/A	N/A
1679	N/A	N/A
1680	N/A	N/A

THIS DRAWING CONTAINS INFORMATION THAT IS PROPRIETARY TO MOLEX ELECTRONIC TECHNOLOGIES, LLC AND SHOULD NOT BE USED WITHOUT WRITTEN PERMISSION

DIMENSION UNITS	SCALE
mm	NTS

GENERAL TOLERANCES (UNLESS SPECIFIED)

	MM	INCH
4 PLACES	±	±
3 PLACES	±	±
2 PLACES	±	±
1 PLACE	±	±
0 PLACES	±	±
ANGULAR TOL	± °	

DRAFT WHERE APPLICABLE MUST REMAIN WITHIN DIMENSIONS

CURRENT REV DESC: REMOVED OBSOLETED PART NUMBERS AS PER PCN#515981

EC NO:	837779	
DRWN:	PONNAM	2025/10/18
CHK'D:	GGA	2025/10/28
APPR:	GGA	2025/10/28

INITIAL REVISION:

DRWN:	JMARSZALEK	2012/08/27
APPR:	MDYSZEWSKA	2012/08/20

molex

E452XXXXXXXXXX
DIN FORM A EN 175301-803

PRODUCT CUSTOMER DRAWING

DOCUMENT NUMBER	DOC TYPE	DOC PART	REVISION
SD-121050-001	PSD	001	E3

FIRST ANGLE PROJECTION	DRAWING	SERIES	MATERIAL NUMBER	CUSTOMER	SHEET NUMBER
	A3-SIZE	121050	SEE TABLE	GENERAL MARKET	11 OF 28

DOCUMENT STATUS	P1	RELEASE DATE	2025/10/28 11:08:26

Downloaded from Arrow.com.

TABLE 3 - PART LIST

Pos.	Molex PN:	Engineering No.:
2041	N/A	N/A
2042	N/A	N/A
2043	N/A	N/A
2044	N/A	N/A
2045	N/A	N/A
2046	N/A	N/A
2047	N/A	N/A
2048	N/A	N/A
2049	N/A	N/A
2050	N/A	N/A
2051	N/A	N/A
2052	N/A	N/A
2053	N/A	N/A
2054	N/A	N/A
2055	N/A	N/A
2056	N/A	N/A
2057	N/A	N/A
2058	N/A	N/A
2059	N/A	N/A
2060	N/A	N/A
2061	N/A	N/A
2062	N/A	N/A
2063	N/A	N/A
2064	N/A	N/A
2065	N/A	N/A
2066	N/A	N/A
2067	N/A	N/A
2068	N/A	N/A
2069	N/A	N/A
2070	N/A	N/A
2071	N/A	N/A
2072	N/A	N/A
2073	N/A	N/A
2074	N/A	N/A
2075	N/A	N/A
2076	N/A	N/A
2077	N/A	N/A
2078	N/A	N/A
2079	N/A	N/A
2080	2210502629	E452B2A30011A12

Pos.	Molex PN:	Engineering No.:
2081	N/A	N/A
2082	N/A	N/A
2083	N/A	N/A
2084	N/A	N/A
2085	N/A	N/A
2086	N/A	N/A
2087	N/A	N/A
2088	N/A	N/A
2089	N/A	N/A
2090	N/A	N/A
2091	N/A	N/A
2092	N/A	N/A
2093	N/A	N/A
2094	N/A	N/A
2095	N/A	N/A
2096	N/A	N/A
2097	N/A	N/A
2098	N/A	N/A
2099	N/A	N/A
2100	N/A	N/A
2101	N/A	N/A
2102	N/A	N/A
2103	N/A	N/A
2104	N/A	N/A
2105	N/A	N/A
2106	N/A	N/A
2107	N/A	N/A
2108	N/A	N/A
2109	2210502658	E452B2A30011C42
2110	N/A	N/A
2111	N/A	N/A
2112	N/A	N/A
2113	N/A	N/A
2114	N/A	N/A
2115	N/A	N/A
2116	N/A	N/A
2117	N/A	N/A
2118	N/A	N/A
2119	N/A	N/A
2120	N/A	N/A

THIS DRAWING CONTAINS INFORMATION THAT IS PROPRIETARY TO MOLEX ELECTRONIC TECHNOLOGIES, LLC AND SHOULD NOT BE USED WITHOUT WRITTEN PERMISSION

DIMENSION UNITS	SCALE
mm	NTS

GENERAL TOLERANCES (UNLESS SPECIFIED)

	MM	INCH
4 PLACES	±	±
3 PLACES	±	±
2 PLACES	±	±
1 PLACE	±	±
0 PLACES	±	±
ANGULAR TOL	± °	

DRAFT WHERE APPLICABLE MUST REMAIN WITHIN DIMENSIONS

CURRENT REV DESC: REMOVED OBSOLETED PART NUMBERS AS PER PCN#515981

EC NO: 837779
DRWN: PONNAM 2025/10/18
CHK'D: GGA 2025/10/28
APPR: GGA 2025/10/28

INITIAL REVISION:
DRWN: JMARSZALEK 2012/08/27
APPR: MDYSZEWSKA 2012/08/20

FIRST ANGLE PROJECTION | DRAWING: A3-SIZE | SERIES: 121050

molex

E452XXXXXXXXXX
DIN FORM A EN 175301-803

PRODUCT CUSTOMER DRAWING

DOCUMENT NUMBER	DOC TYPE	DOC PART	REVISION
SD-121050-001	PSD	001	E3

MATERIAL NUMBER	CUSTOMER	SHEET NUMBER
SEE TABLE	GENERAL MARKET	12 OF 28

DOCUMENT STATUS	P1	RELEASE DATE	2025/10/28 11:08:26

Downloaded from Arrow.com.

TABLE 3 - PART LIST

Pos.	Molex PN:	Engineering No.:
2321	N/A	N/A
2322	N/A	N/A
2323	N/A	N/A
2324	N/A	N/A
2325	N/A	N/A
2326	N/A	N/A
2327	N/A	N/A
2328	N/A	N/A
2329	N/A	N/A
2330	N/A	N/A
2331	N/A	N/A
2332	N/A	N/A
2333	N/A	N/A
2334	N/A	N/A
2335	N/A	N/A
2336	N/A	N/A
2337	N/A	N/A
2338	N/A	N/A
2339	N/A	N/A
2340	N/A	N/A
2341	N/A	N/A
2342	N/A	N/A
2343	N/A	N/A
2344	N/A	N/A
2345	N/A	N/A
2346	N/A	N/A
2347	N/A	N/A
2348	2210502939	E452B3A10011S0H
2349	N/A	N/A
2350	N/A	N/A
2351	N/A	N/A
2352	N/A	N/A
2353	N/A	N/A
2354	N/A	N/A
2355	N/A	N/A
2356	N/A	N/A
2357	N/A	N/A
2358	N/A	N/A
2359	N/A	N/A
2360	N/A	N/A

THIS DRAWING CONTAINS INFORMATION THAT IS PROPRIETARY TO MOLEX ELECTRONIC TECHNOLOGIES, LLC AND SHOULD NOT BE USED WITHOUT WRITTEN PERMISSION

DIMENSION UNITS	mm
SCALE	NTS
GENERAL TOLERANCES (UNLESS SPECIFIED)	MM / INCH
4 PLACES	± / ±
3 PLACES	± / ±
2 PLACES	± / ±
1 PLACE	± / ±
0 PLACES	± / ±
ANGULAR TOL	± °
DRAFT WHERE APPLICABLE MUST REMAIN WITHIN DIMENSIONS	

CURRENT REV DESC: REMOVED OBSOLETED PART NUMBERS AS PER PCN#515981

EC NO: 837779
DRWN: PONNAM 2025/10/18
CHK'D: GGA 2025/10/28
APPR: GGA 2025/10/28

INITIAL REVISION:
DRWN: JMARSZALEK 2012/08/27
APPR: MDYSZEWSKA 2012/08/20

molex

E452XXXXXXXXXXX
DIN FORM A EN 175301-803

PRODUCT CUSTOMER DRAWING

DOCUMENT NUMBER	DOC TYPE	DOC PART	REVISION
SD-121050-001	PSD	001	E3

FIRST ANGLE PROJECTION	DRAWING	SERIES	MATERIAL NUMBER	CUSTOMER	SHEET NUMBER
	A3-SIZE	121050	SEE TABLE	GENERAL MARKET	13 OF 28

DOCUMENT STATUS	P1	RELEASE DATE	2025/10/28 11:08:26

Downloaded from Arrow.com.

TABLE 3 - PART LIST

Pos.	Molex PN:	Engineering No.:
2481	N/A	N/A
2482	N/A	N/A
2483	N/A	N/A
2484	N/A	N/A
2485	N/A	N/A
2486	N/A	N/A
2487	2210503091	E452B3A15011C4H
2488	N/A	N/A
2489	N/A	N/A
2490	N/A	N/A
2491	N/A	N/A
2492	N/A	N/A
2493	N/A	N/A
2494	N/A	N/A
2495	N/A	N/A
2496	N/A	N/A
2497	N/A	N/A
2498	N/A	N/A
2499	N/A	N/A
2500	N/A	N/A
2501	N/A	N/A
2502	N/A	N/A
2503	N/A	N/A
2504	N/A	N/A
2505	N/A	N/A
2506	N/A	N/A
2507	N/A	N/A
2508	N/A	N/A
2509	N/A	N/A
2510	N/A	N/A
2511	N/A	N/A
2512	N/A	N/A
2513	N/A	N/A
2514	N/A	N/A
2515	N/A	N/A
2516	N/A	N/A
2517	N/A	N/A
2518	N/A	N/A
2519	N/A	N/A
2520	N/A	N/A

Pos.	Molex PN:	Engineering No.:
2561	N/A	N/A
2562	N/A	N/A
2563	N/A	N/A
2564	N/A	N/A
2565	N/A	N/A
2566	N/A	N/A
2567	N/A	N/A
2568	N/A	N/A
2569	N/A	N/A
2570	N/A	N/A
2571	N/A	N/A
2572	2210503189	E452B3A20011C44
2573	N/A	N/A
2574	N/A	N/A
2575	N/A	N/A
2576	N/A	N/A
2577	N/A	N/A
2578	2210503197	E452B3A20011C4H
2579	N/A	N/A
2580	N/A	N/A
2581	N/A	N/A
2582	N/A	N/A
2583	N/A	N/A
2584	N/A	N/A
2585	N/A	N/A
2586	N/A	N/A
2587	N/A	N/A
2588	N/A	N/A
2589	N/A	N/A
2590	N/A	N/A
2591	N/A	N/A
2592	N/A	N/A
2593	N/A	N/A
2594	N/A	N/A
2595	N/A	N/A
2596	N/A	N/A
2597	N/A	N/A
2598	N/A	N/A
2599	N/A	N/A
2600	N/A	N/A

THIS DRAWING CONTAINS INFORMATION THAT IS PROPRIETARY TO MOLEX ELECTRONIC TECHNOLOGIES, LLC AND SHOULD NOT BE USED WITHOUT WRITTEN PERMISSION

DIMENSION UNITS	SCALE
mm	NTS

GENERAL TOLERANCES (UNLESS SPECIFIED)

	MM	INCH
4 PLACES	±	±
3 PLACES	±	±
2 PLACES	±	±
1 PLACE	±	±
0 PLACES	±	±
ANGULAR TOL	± °	

DRAFT WHERE APPLICABLE MUST REMAIN WITHIN DIMENSIONS

CURRENT REV DESC: REMOVED OBSOLETED PART NUMBERS AS PER PCN#515981

EC NO: 837779
DRWN: PONNAM 2025/10/18
CHK'D: GGA 2025/10/28
APPR: GGA 2025/10/28

INITIAL REVISION:
DRWN: JMARSZALEK 2012/08/27
APPR: MDYSZEWSKA 2012/08/20

molex

E452XXXXXXXXXX
DIN FORM A EN 175301-803

PRODUCT CUSTOMER DRAWING

DOCUMENT NUMBER	DOC TYPE	DOC PART	REVISION
SD-121050-001	PSD	001	E3

FIRST ANGLE PROJECTION	DRAWING	SERIES	MATERIAL NUMBER	CUSTOMER	SHEET NUMBER
	A3-SIZE	121050	SEE TABLE	GENERAL MARKET	14 OF 28

DOCUMENT STATUS	P1	RELEASE DATE	2025/10/28 11:08:26

Downloaded from Arrow.com.

TABLE 3 - PART LIST

Pos.	Molex PN:	Engineering No.:
2601	N/A	N/A
2602	N/A	N/A
2603	N/A	N/A
2604	N/A	N/A
2605	N/A	N/A
2606	N/A	N/A
2607	N/A	N/A
2608	N/A	N/A
2609	N/A	N/A
2610	N/A	N/A
2611	N/A	N/A
2612	N/A	N/A
2613	N/A	N/A
2614	N/A	N/A
2615	N/A	N/A
2616	N/A	N/A
2617	N/A	N/A
2618	N/A	N/A
2619	N/A	N/A
2620	N/A	N/A
2621	N/A	N/A
2622	N/A	N/A
2623	N/A	N/A
2624	N/A	N/A
2625	N/A	N/A
2626	2210503259	E452B3A20011S0L
2627	N/A	N/A
2628	N/A	N/A
2629	N/A	N/A
2630	N/A	N/A
2631	N/A	N/A
2632	N/A	N/A
2633	N/A	N/A
2634	N/A	N/A
2635	N/A	N/A
2636	N/A	N/A
2637	N/A	N/A
2638	N/A	N/A
2639	N/A	N/A
2640	N/A	N/A

THIS DRAWING CONTAINS INFORMATION THAT IS PROPRIETARY TO MOLEX ELECTRONIC TECHNOLOGIES, LLC AND SHOULD NOT BE USED WITHOUT WRITTEN PERMISSION

DIMENSION UNITS	SCALE
mm	NTS

GENERAL TOLERANCES (UNLESS SPECIFIED)

	MM	INCH
4 PLACES	±	±
3 PLACES	±	±
2 PLACES	±	±
1 PLACE	±	±
0 PLACES	±	±
ANGULAR TOL	±	°

DRAFT WHERE APPLICABLE MUST REMAIN WITHIN DIMENSIONS

CURRENT REV DESC: REMOVED OBSOLETED PART NUMBERS AS PER PCN#515981

EC NO:	837779	
DRWN:	PONNAM	2025/10/18
CHK'D:	GGA	2025/10/28
APPR:	GGA	2025/10/28

INITIAL REVISION:

DRWN:	JMARSZALEK	2012/08/27
APPR:	MDYSZEWSKA	2012/08/20

molex

E452XXXXXXXXXX
DIN FORM A EN 175301-803

PRODUCT CUSTOMER DRAWING

DOCUMENT NUMBER	DOC TYPE	DOC PART	REVISION
SD-121050-001	PSD	001	E3

FIRST ANGLE PROJECTION	DRAWING	SERIES	MATERIAL NUMBER	CUSTOMER	SHEET NUMBER
	A3-SIZE	121050	SEE TABLE	GENERAL MARKET	15 OF 28

DOCUMENT STATUS	P1	RELEASE DATE	2025/10/28 11:08:26

Downloaded from Arrow.com.

TABLE 3 - PART LIST

Pos.	Molex PN:	Engineering No.:
2801	N/A	N/A
2802	N/A	N/A
2803	N/A	N/A
2804	N/A	N/A
2805	2210503466	E452B3A50011S0H
2806	N/A	N/A
2807	N/A	N/A
2808	N/A	N/A
2809	N/A	N/A
2810	N/A	N/A
2811	N/A	N/A
2812	N/A	N/A
2813	N/A	N/A
2814	N/A	N/A
2815	N/A	N/A
2816	N/A	N/A
2817	N/A	N/A
2818	N/A	N/A
2819	2210503480	E452I2N20011A1G
2820	N/A	N/A
2821	N/A	N/A
2822	N/A	N/A
2823	N/A	N/A
2824	N/A	N/A
2825	N/A	N/A
2826	N/A	N/A
2827	N/A	N/A
2828	N/A	N/A
2829	N/A	N/A
2830	N/A	N/A
2831	N/A	N/A
2832	N/A	N/A
2833	N/A	N/A
2834	N/A	N/A
2835	N/A	N/A
2836	N/A	N/A
2837	N/A	N/A
2838	N/A	N/A
2839	N/A	N/A
2840	N/A	N/A

THIS DRAWING CONTAINS INFORMATION THAT IS PROPRIETARY TO MOLEX ELECTRONIC TECHNOLOGIES, LLC AND SHOULD NOT BE USED WITHOUT WRITTEN PERMISSION

DIMENSION UNITS	SCALE
mm	NTS

GENERAL TOLERANCES (UNLESS SPECIFIED)

	MM	INCH
4 PLACES	±	±
3 PLACES	±	±
2 PLACES	±	±
1 PLACE	±	±
0 PLACES	±	±
ANGULAR TOL	± °	

DRAFT WHERE APPLICABLE MUST REMAIN WITHIN DIMENSIONS

CURRENT REV DESC: REMOVED OBSOLETED PART NUMBERS AS PER PCN#515981

EC NO:	837779	
DRWN:	PONNAM	2025/10/18
CHK'D:	GGA	2025/10/28
APPR:	GGA	2025/10/28

INITIAL REVISION:

DRWN:	JMARSZALEK	2012/08/27
APPR:	MDYSZEWSKA	2012/08/20

molex

E452XXXXXXXXXX
DIN FORM A EN 175301-803

PRODUCT CUSTOMER DRAWING

DOCUMENT NUMBER	DOC TYPE	DOC PART	REVISION
SD-121050-001	PSD	001	E3

FIRST ANGLE PROJECTION	DRAWING	SERIES	MATERIAL NUMBER	CUSTOMER	SHEET NUMBER
	A3-SIZE	121050	SEE TABLE	GENERAL MARKET	16 OF 28

DOCUMENT STATUS	P1	RELEASE DATE	2025/10/28	11:08:26

Downloaded from Arrow.com.

TABLE 3 - PART LIST

Pos.	Molex PN:	Engineering No.:
3601	N/A	N/A
3602	N/A	N/A
3603	N/A	N/A
3604	N/A	N/A
3605	N/A	N/A
3606	N/A	N/A
3607	N/A	N/A
3608	N/A	N/A
3609	N/A	N/A
3610	N/A	N/A
3611	N/A	N/A
3612	N/A	N/A
3613	N/A	N/A
3614	N/A	N/A
3615	N/A	N/A
3616	N/A	N/A
3617	N/A	N/A
3618	N/A	N/A
3619	N/A	N/A
3620	N/A	N/A
3621	N/A	N/A
3622	N/A	N/A
3623	N/A	N/A
3624	2210504412	E452I4N20011A1G
3625	N/A	N/A
3626	N/A	N/A
3627	N/A	N/A
3628	N/A	N/A
3629	N/A	N/A
3630	N/A	N/A
3631	N/A	N/A
3632	N/A	N/A
3633	N/A	N/A
3634	N/A	N/A
3635	N/A	N/A
3636	N/A	N/A
3637	N/A	N/A
3638	N/A	N/A
3639	N/A	N/A
3640	N/A	N/A

Pos.	Molex PN:	Engineering No.:
3681	N/A	N/A
3682	N/A	N/A
3683	N/A	N/A
3684	N/A	N/A
3685	N/A	N/A
3686	2210504488	E452I4N20011R2M
3687	N/A	N/A
3688	N/A	N/A
3689	N/A	N/A
3690	N/A	N/A
3691	N/A	N/A
3692	N/A	N/A
3693	N/A	N/A
3694	N/A	N/A
3695	N/A	N/A
3696	N/A	N/A
3697	N/A	N/A
3698	N/A	N/A
3699	N/A	N/A
3700	N/A	N/A
3701	N/A	N/A
3702	N/A	N/A
3703	N/A	N/A
3704	N/A	N/A
3705	N/A	N/A
3706	N/A	N/A
3707	N/A	N/A
3708	N/A	N/A
3709	N/A	N/A
3710	N/A	N/A
3711	N/A	N/A
3712	N/A	N/A
3713	N/A	N/A
3714	N/A	N/A
3715	N/A	N/A
3716	N/A	N/A
3717	N/A	N/A
3718	N/A	N/A
3719	N/A	N/A
3720	N/A	N/A
	N/A	N/A

THIS DRAWING CONTAINS INFORMATION THAT IS PROPRIETARY TO MOLEX ELECTRONIC TECHNOLOGIES, LLC AND SHOULD NOT BE USED WITHOUT WRITTEN PERMISSION

DIMENSION UNITS	SCALE
mm	NTS

GENERAL TOLERANCES (UNLESS SPECIFIED)

	MM	INCH
4 PLACES	±	±
3 PLACES	±	±
2 PLACES	±	±
1 PLACE	±	±
0 PLACES	±	±
ANGULAR TOL	± °	

DRAFT WHERE APPLICABLE MUST REMAIN WITHIN DIMENSIONS

CURRENT REV DESC: REMOVED OBSOLETED PART NUMBERS AS PER PCN#515981

EC NO: 837779
DRWN: PONNAM 2025/10/18
CHK'D: GGA 2025/10/28
APPR: GGA 2025/10/28

INITIAL REVISION:
DRWN: JMARSZALEK 2012/08/27
APPR: MDYSZEWSKA 2012/08/20

molex

E452XXXXXXXXXX
DIN FORM A EN 175301-803

PRODUCT CUSTOMER DRAWING

DOCUMENT NUMBER	DOC TYPE	DOC PART	REVISION
SD-121050-001	PSD	001	E3

FIRST ANGLE PROJECTION	DRAWING	SERIES	MATERIAL NUMBER	CUSTOMER	SHEET NUMBER
	A3-SIZE	121050	SEE TABLE	GENERAL MARKET	17 OF 28

DOCUMENT STATUS	P1	RELEASE DATE	2025/10/28 11:08:26

Downloaded from Arrow.com.

TABLE 3 - PART LIST

Pos.	Molex PN:	Engineering No.:
3721	N/A	N/A
3722	N/A	N/A
3723	N/A	N/A
3724	N/A	N/A
3725	2210504527	E452I4N30011C3G
3726	N/A	N/A
3727	N/A	N/A
3728	N/A	N/A
3729	N/A	N/A
3730	N/A	N/A
3731	N/A	N/A
3732	N/A	N/A
3733	N/A	N/A
3734	N/A	N/A
3735	N/A	N/A
3736	N/A	N/A
3737	N/A	N/A
3738	N/A	N/A
3739	N/A	N/A
3740	N/A	N/A
3741	N/A	N/A
3742	N/A	N/A
3743	N/A	N/A
3744	N/A	N/A
3745	N/A	N/A
3746	N/A	N/A
3747	N/A	N/A
3748	N/A	N/A
3749	N/A	N/A
3750	N/A	N/A
3751	N/A	N/A
3752	N/A	N/A
3753	N/A	N/A
3754	N/A	N/A
3755	N/A	N/A
3756	N/A	N/A
3757	N/A	N/A
3758	N/A	N/A
3759	N/A	N/A
3760	N/A	N/A

THIS DRAWING CONTAINS INFORMATION THAT IS PROPRIETARY TO MOLEX ELECTRONIC TECHNOLOGIES, LLC AND SHOULD NOT BE USED WITHOUT WRITTEN PERMISSION

DIMENSION UNITS	SCALE
mm	NTS

GENERAL TOLERANCES (UNLESS SPECIFIED)

	MM	INCH
4 PLACES	±	±
3 PLACES	±	±
2 PLACES	±	±
1 PLACE	±	±
0 PLACES	±	±
ANGULAR TOL	± °	

DRAFT WHERE APPLICABLE MUST REMAIN WITHIN DIMENSIONS

CURRENT REV DESC: REMOVED OBSOLETED PART NUMBERS AS PER PCN#515981

EC NO:	837779	
DRWN:	PONNAM	2025/10/18
CHK'D:	GGA	2025/10/28
APPR:	GGA	2025/10/28

INITIAL REVISION:

DRWN:	JMARSZALEK	2012/08/27
APPR:	MDYSZEWSKA	2012/08/20

molex

E452XXXXXXXXXX
DIN FORM A EN 175301-803

PRODUCT CUSTOMER DRAWING

DOCUMENT NUMBER	DOC TYPE	DOC PART	REVISION
SD-121050-001	PSD	001	E3

FIRST ANGLE PROJECTION	DRAWING	SERIES	MATERIAL NUMBER	CUSTOMER	SHEET NUMBER
	A3-SIZE	121050	SEE TABLE	GENERAL MARKET	18 OF 28

DOCUMENT STATUS	P1	RELEASE DATE	2025/10/28	11:08:26

Downloaded from Arrow.com.

TABLE 3 - PART LIST

Pos.	Molex PN:	Engineering No.:
4121	N/A	N/A
4122	N/A	N/A
4123	N/A	N/A
4124	N/A	N/A
4125	N/A	N/A
4126	N/A	N/A
4127	N/A	N/A
4128	N/A	N/A
4129	N/A	N/A
4130	N/A	N/A
4131	N/A	N/A
4132	N/A	N/A
4133	N/A	N/A
4134	N/A	N/A
4135	N/A	N/A
4136	N/A	N/A
4137	N/A	N/A
4138	N/A	N/A
4139	N/A	N/A
4140	N/A	N/A
4141	N/A	N/A
4142	N/A	N/A
4143	N/A	N/A
4144	N/A	N/A
4145	N/A	N/A
4146	N/A	N/A
4147	N/A	N/A
4148	N/A	N/A
4149	N/A	N/A
4150	N/A	N/A
4151	N/A	N/A
4152	N/A	N/A
4153	N/A	N/A
4154	N/A	N/A
4155	N/A	N/A
4156	2210505126	E452N2N30011C41
4157	N/A	N/A
4158	N/A	N/A
4159	N/A	N/A
4160	N/A	N/A

THIS DRAWING CONTAINS INFORMATION THAT IS PROPRIETARY TO MOLEX ELECTRONIC TECHNOLOGIES, LLC AND SHOULD NOT BE USED WITHOUT WRITTEN PERMISSION

DIMENSION UNITS	SCALE
mm	NTS

GENERAL TOLERANCES (UNLESS SPECIFIED)

	MM	INCH
4 PLACES	±	±
3 PLACES	±	±
2 PLACES	±	±
1 PLACE	±	±
0 PLACES	±	±
ANGULAR TOL	± °	

DRAFT WHERE APPLICABLE MUST REMAIN WITHIN DIMENSIONS

CURRENT REV DESC: REMOVED OBSOLETED PART NUMBERS AS PER PCN#515981

EC NO: 837779

DRWN:	PONNAM	2025/10/18
CHK'D:	GGA	2025/10/28
APPR:	GGA	2025/10/28

INITIAL REVISION:

DRWN:	JMARSZALEK	2012/08/27
APPR:	MDYSZEWSKA	2012/08/20

FIRST ANGLE PROJECTION | DRAWING: A3-SIZE | SERIES: 121050

molex

E452XXXXXXXXXX
DIN FORM A EN 175301-803

PRODUCT CUSTOMER DRAWING

DOCUMENT NUMBER	DOC TYPE	DOC PART	REVISION
SD-121050-001	PSD	001	E3

MATERIAL NUMBER	CUSTOMER	SHEET NUMBER
SEE TABLE	GENERAL MARKET	19 OF 28

DOCUMENT STATUS	P1	RELEASE DATE	2025/10/28 11:08:26

Downloaded from Arrow.com.

TABLE 3 - PART LIST

Pos.	Molex PN:	Engineering No.:
4161	N/A	N/A
4162	N/A	N/A
4163	N/A	N/A
4164	2210505134	E452N2N30011C4H
4165	N/A	N/A
4166	N/A	N/A
4167	N/A	N/A
4168	N/A	N/A
4169	N/A	N/A
4170	N/A	N/A
4171	N/A	N/A
4172	N/A	N/A
4173	N/A	N/A
4174	N/A	N/A
4175	N/A	N/A
4176	N/A	N/A
4177	N/A	N/A
4178	N/A	N/A
4179	N/A	N/A
4180	N/A	N/A
4181	N/A	N/A
4182	N/A	N/A
4183	N/A	N/A
4184	N/A	N/A
4185	N/A	N/A
4186	N/A	N/A
4187	N/A	N/A
4188	N/A	N/A
4189	N/A	N/A
4190	N/A	N/A
4191	N/A	N/A
4192	N/A	N/A
4193	N/A	N/A
4194	N/A	N/A
4195	N/A	N/A
4196	N/A	N/A
4197	N/A	N/A
4198	N/A	N/A
4199	N/A	N/A
4200	N/A	N/A

Pos.	Molex PN:	Engineering No.:
4201	N/A	N/A
4202	N/A	N/A
4203	N/A	N/A
4204	N/A	N/A
4205	N/A	N/A
4206	N/A	N/A
4207	N/A	N/A
4208	N/A	N/A
4209	N/A	N/A
4210	N/A	N/A
4211	N/A	N/A
4212	N/A	N/A
4213	2210505211	E452N2N50011C32
4214	N/A	N/A
4215	N/A	N/A
4216	N/A	N/A
4217	N/A	N/A
4218	N/A	N/A
4219	N/A	N/A
4220	N/A	N/A
4221	N/A	N/A
4222	N/A	N/A
4223	N/A	N/A
4224	N/A	N/A
4225	N/A	N/A
4226	N/A	N/A
4227	N/A	N/A
4228	2210505226	E452N2N50011C42
4229	N/A	N/A
4230	N/A	N/A
4231	N/A	N/A
4232	N/A	N/A
4233	N/A	N/A
4234	N/A	N/A
4235	N/A	N/A
4236	N/A	N/A
4237	N/A	N/A
4238	N/A	N/A
4239	N/A	N/A
4240	N/A	N/A

Pos.	Molex PN:	Engineering No.:
4241	N/A	N/A
4242	N/A	N/A
4243	N/A	N/A
4244	N/A	N/A
4245	N/A	N/A
4246	N/A	N/A
4247	N/A	N/A
4248	N/A	N/A
4249	N/A	N/A
4250	N/A	N/A
4251	N/A	N/A
4252	N/A	N/A
4253	N/A	N/A
4254	N/A	N/A
4255	N/A	N/A
4256	N/A	N/A
4257	N/A	N/A
4258	N/A	N/A
4259	N/A	N/A
4260	N/A	N/A
4261	N/A	N/A
4262	N/A	N/A
4263	N/A	N/A
4264	N/A	N/A
4265	N/A	N/A
4266	N/A	N/A
4267	N/A	N/A
4268	N/A	N/A
4269	N/A	N/A
4270	N/A	N/A
4271	N/A	N/A
4272	N/A	N/A
4273	N/A	N/A
4274	N/A	N/A
4275	N/A	N/A
4276	N/A	N/A
4277	N/A	N/A
4278	N/A	N/A
4279	2210505295	E452N2N50011S0H
4280	N/A	N/A

Pos.	Molex PN:	Engineering No.:
4281	N/A	N/A
4282	N/A	N/A
4283	N/A	N/A
4284	N/A	N/A
4285	N/A	N/A
4286	N/A	N/A
4287	N/A	N/A
4288	N/A	N/A
4289	N/A	N/A
4290	N/A	N/A
4291	2210505307	E452N3N10011A1G
4292	N/A	N/A
4293	N/A	N/A
4294	N/A	N/A
4295	N/A	N/A
4296	N/A	N/A
4297	N/A	N/A
4298	N/A	N/A
4299	N/A	N/A
4300	N/A	N/A
4301	N/A	N/A
4302	N/A	N/A
4303	N/A	N/A
4304	N/A	N/A
4305	N/A	N/A
4306	N/A	N/A
4307	N/A	N/A
4308	N/A	N/A
4309	N/A	N/A
4310	N/A	N/A
4311	N/A	N/A
4312	N/A	N/A
4313	N/A	N/A
4314	N/A	N/A
4315	N/A	N/A
4316	N/A	N/A
4317	N/A	N/A
4318	N/A	N/A
4319	N/A	N/A
4320	N/A	N/A

THIS DRAWING CONTAINS INFORMATION THAT IS PROPRIETARY TO MOLEX ELECTRONIC TECHNOLOGIES, LLC AND SHOULD NOT BE USED WITHOUT WRITTEN PERMISSION

DIMENSION UNITS	SCALE
mm	NTS

GENERAL TOLERANCES (UNLESS SPECIFIED)

	MM	INCH
4 PLACES	±	±
3 PLACES	±	±
2 PLACES	±	±
1 PLACE	±	±
0 PLACES	±	±
ANGULAR TOL	± °	

DRAFT WHERE APPLICABLE MUST REMAIN WITHIN DIMENSIONS

CURRENT REV DESC: REMOVED OBSOLETED PART NUMBERS AS PER PCN#515981

EC NO:	837779	
DRWN:	PONNAM	2025/10/18
CHK'D:	GGA	2025/10/28
APPR:	GGA	2025/10/28

INITIAL REVISION:

DRWN:	JMARSZALEK	2012/08/27
APPR:	MDYSZEWSKA	2012/08/20

molex

E452XXXXXXXXXX
DIN FORM A EN 175301-803

PRODUCT CUSTOMER DRAWING

DOCUMENT NUMBER	DOC TYPE	DOC PART	REVISION
SD-121050-001	PSD	001	E3

FIRST ANGLE PROJECTION	DRAWING	SERIES	MATERIAL NUMBER	CUSTOMER	SHEET NUMBER
	A3-SIZE	121050	SEE TABLE	GENERAL MARKET	20 OF 28

DOCUMENT STATUS	P1	RELEASE DATE	2025/10/28 11:08:26

Downloaded from Arrow.com.

TABLE 3 - PART LIST

Pos.	Molex PN:	Engineering No.:
4361	N/A	N/A
4362	N/A	N/A
4363	N/A	N/A
4364	N/A	N/A
4365	N/A	N/A
4366	N/A	N/A
4367	N/A	N/A
4368	N/A	N/A
4369	N/A	N/A
4370	N/A	N/A
4371	N/A	N/A
4372	N/A	N/A
4373	N/A	N/A
4374	N/A	N/A
4375	N/A	N/A
4376	N/A	N/A
4377	N/A	N/A
4378	N/A	N/A
4379	N/A	N/A
4380	N/A	N/A
4381	N/A	N/A
4382	N/A	N/A
4383	N/A	N/A
4384	N/A	N/A
4385	N/A	N/A
4386	N/A	N/A
4387	N/A	N/A
4388	N/A	N/A
4389	N/A	N/A
4390	N/A	N/A
4391	2210505435	E452N3N10K11C4M
4392	N/A	N/A
4393	N/A	N/A
4394	N/A	N/A
4395	N/A	N/A
4396	N/A	N/A
4397	N/A	N/A
4398	N/A	N/A
4399	N/A	N/A
4400	N/A	N/A

THIS DRAWING CONTAINS INFORMATION THAT IS PROPRIETARY TO MOLEX ELECTRONIC TECHNOLOGIES, LLC AND SHOULD NOT BE USED WITHOUT WRITTEN PERMISSION

DIMENSION UNITS	SCALE
mm	NTS

GENERAL TOLERANCES (UNLESS SPECIFIED)

	MM	INCH
4 PLACES	±	±
3 PLACES	±	±
2 PLACES	±	±
1 PLACE	±	±
0 PLACES	±	±
ANGULAR TOL	±	°

DRAFT WHERE APPLICABLE MUST REMAIN WITHIN DIMENSIONS

CURRENT REV DESC: REMOVED OBSOLETED PART NUMBERS AS PER PCN#515981

EC NO: 837779
DRWN: PONNAM 2025/10/18
CHK'D: GGA 2025/10/28
APPR: GGA 2025/10/28

INITIAL REVISION:
DRWN: JMARSZALEK 2012/08/27
APPR: MDYSZEWSKA 2012/08/20

molex

E452XXXXXXXXXX
DIN FORM A EN 175301-803

PRODUCT CUSTOMER DRAWING

DOCUMENT NUMBER	DOC TYPE	DOC PART	REVISION
SD-121050-001	PSD	001	E3

FIRST ANGLE PROJECTION	DRAWING	SERIES	MATERIAL NUMBER	CUSTOMER	SHEET NUMBER
	A3-SIZE	121050	SEE TABLE	GENERAL MARKET	21 OF 28

DOCUMENT STATUS	P1	RELEASE DATE	2025/10/28 11:08:26

Downloaded from Arrow.com.

TABLE 3 - PART LIST

Pos.	Molex PN:	Engineering No.:
4521	N/A	N/A
4522	N/A	N/A
4523	N/A	N/A
4524	2210505624	E452N3N20011C45
4525	N/A	N/A
4526	N/A	N/A
4527	N/A	N/A
4528	N/A	N/A
4529	2210505629	E452N3N20011C4E
4530	N/A	N/A
4531	N/A	N/A
4532	N/A	N/A
4533	N/A	N/A
4534	N/A	N/A
4535	N/A	N/A
4536	N/A	N/A
4537	N/A	N/A
4538	N/A	N/A
4539	N/A	N/A
4540	N/A	N/A
4541	N/A	N/A
4542	N/A	N/A
4543	N/A	N/A
4544	N/A	N/A
4545	N/A	N/A
4546	N/A	N/A
4547	N/A	N/A
4548	N/A	N/A
4549	N/A	N/A
4550	N/A	N/A
4551	N/A	N/A
4552	N/A	N/A
4553	N/A	N/A
4554	N/A	N/A
4555	N/A	N/A
4556	N/A	N/A
4557	N/A	N/A
4558	N/A	N/A
4559	N/A	N/A
4560	N/A	N/A

Pos.	Molex PN:	Engineering No.:
4601	N/A	N/A
4602	N/A	N/A
4603	N/A	N/A
4604	N/A	N/A
4605	N/A	N/A
4606	N/A	N/A
4607	N/A	N/A
4608	N/A	N/A
4609	N/A	N/A
4610	N/A	N/A
4611	N/A	N/A
4612	N/A	N/A
4613	N/A	N/A
4614	N/A	N/A
4615	N/A	N/A
4616	N/A	N/A
4617	N/A	N/A
4618	N/A	N/A
4619	N/A	N/A
4620	N/A	N/A
4621	N/A	N/A
4622	N/A	N/A
4623	N/A	N/A
4624	N/A	N/A
4625	N/A	N/A
4626	N/A	N/A
4627	N/A	N/A
4628	N/A	N/A
4629	N/A	N/A
4630	N/A	N/A
4631	N/A	N/A
4632	N/A	N/A
4633	N/A	N/A
4634	N/A	N/A
4635	N/A	N/A
4636	2210505792	E452N3N50011A1E
4637	2210505793	E452N3N50011A1G
4638	N/A	N/A
4639	N/A	N/A
4640	N/A	N/A

THIS DRAWING CONTAINS INFORMATION THAT IS PROPRIETARY TO MOLEX ELECTRONIC TECHNOLOGIES, LLC AND SHOULD NOT BE USED WITHOUT WRITTEN PERMISSION

DIMENSION UNITS	SCALE
mm	NTS

GENERAL TOLERANCES (UNLESS SPECIFIED)

	MM	INCH
4 PLACES	±	±
3 PLACES	±	±
2 PLACES	±	±
1 PLACE	±	±
0 PLACES	±	±
ANGULAR TOL	± °	

DRAFT WHERE APPLICABLE MUST REMAIN WITHIN DIMENSIONS

CURRENT REV DESC: REMOVED OBSOLETED PART NUMBERS AS PER PCN#515981

EC NO: 837779
DRWN: PONNAM 2025/10/18
CHK'D: GGA 2025/10/28
APPR: GGA 2025/10/28

INITIAL REVISION:
DRWN: JMARSZALEK 2012/08/27
APPR: MDYSZEWSKA 2012/08/20

molex

E452XXXXXXXXXX
DIN FORM A EN 175301-803

PRODUCT CUSTOMER DRAWING

DOCUMENT NUMBER	DOC TYPE	DOC PART	REVISION
SD-121050-001	PSD	001	E3

FIRST ANGLE PROJECTION	DRAWING	SERIES	MATERIAL NUMBER	CUSTOMER	SHEET NUMBER
	A3-SIZE	121050	SEE TABLE	GENERAL MARKET	22 OF 28

DOCUMENT STATUS	P1	RELEASE DATE	2025/10/28 11:08:26

Downloaded from Arrow.com.

TABLE 3 - PART LIST

Pos.	Molex PN:	Engineering No.:
5241	N/A	N/A
5242	N/A	N/A
5243	N/A	N/A
5244	N/A	N/A
5245	N/A	N/A
5246	N/A	N/A
5247	N/A	N/A
5248	N/A	N/A
5249	N/A	N/A
5250	N/A	N/A
5251	N/A	N/A
5252	N/A	N/A
5253	N/A	N/A
5254	N/A	N/A
5255	N/A	N/A
5256	N/A	N/A
5257	N/A	N/A
5258	2210506638	E452P2N10K11C3B
5259	N/A	N/A
5260	N/A	N/A
5261	N/A	N/A
5262	N/A	N/A
5263	N/A	N/A
5264	N/A	N/A
5265	N/A	N/A
5266	N/A	N/A
5267	N/A	N/A
5268	N/A	N/A
5269	N/A	N/A
5270	N/A	N/A
5271	N/A	N/A
5272	N/A	N/A
5273	N/A	N/A
5274	N/A	N/A
5275	N/A	N/A
5276	N/A	N/A
5277	N/A	N/A
5278	N/A	N/A
5279	N/A	N/A
5280	N/A	N/A

THIS DRAWING CONTAINS INFORMATION THAT IS PROPRIETARY TO MOLEX ELECTRONIC TECHNOLOGIES, LLC AND SHOULD NOT BE USED WITHOUT WRITTEN PERMISSION

DIMENSION UNITS	SCALE
mm	NTS

GENERAL TOLERANCES (UNLESS SPECIFIED)

	MM	INCH
4 PLACES	±	±
3 PLACES	±	±
2 PLACES	±	±
1 PLACE	±	±
0 PLACES	±	±
ANGULAR TOL	± °	

DRAFT WHERE APPLICABLE MUST REMAIN WITHIN DIMENSIONS

CURRENT REV DESC: REMOVED OBSOLETED PART NUMBERS AS PER PCN#515981

EC NO: 837779
DRWN: PONNAM 2025/10/18
CHK'D: GGA 2025/10/28
APPR: GGA 2025/10/28

INITIAL REVISION:
DRWN: JMARSZALEK 2012/08/27
APPR: MDYSZEWSKA 2012/08/20

FIRST ANGLE PROJECTION | DRAWING: A3-SIZE | SERIES: 121050

molex

E452XXXXXXXXXX
DIN FORM A EN 175301-803

PRODUCT CUSTOMER DRAWING

DOCUMENT NUMBER	DOC TYPE	DOC PART	REVISION
SD-121050-001	PSD	001	E3

MATERIAL NUMBER	CUSTOMER	SHEET NUMBER
SEE TABLE	GENERAL MARKET	23 OF 28

DOCUMENT STATUS	P1	RELEASE DATE	2025/10/28 11:08:26

Downloaded from Arrow.com.

TABLE 3 - PART LIST

Pos.	Molex PN:	Engineering No.:
5361	N/A	N/A
5362	N/A	N/A
5363	N/A	N/A
5364	N/A	N/A
5365	N/A	N/A
5366	N/A	N/A
5367	N/A	N/A
5368	N/A	N/A
5369	N/A	N/A
5370	N/A	N/A
5371	N/A	N/A
5372	N/A	N/A
5373	N/A	N/A
5374	N/A	N/A
5375	N/A	N/A
5376	N/A	N/A
5377	N/A	N/A
5378	N/A	N/A
5379	N/A	N/A
5380	N/A	N/A
5381	N/A	N/A
5382	N/A	N/A
5383	N/A	N/A
5384	N/A	N/A
5385	N/A	N/A
5386	N/A	N/A
5387	N/A	N/A
5388	N/A	N/A
5389	N/A	N/A
5390	N/A	N/A
5391	N/A	N/A
5392	N/A	N/A
5393	N/A	N/A
5394	N/A	N/A
5395	N/A	N/A
5396	2210506832	E452P2N20011A1B
5397	N/A	N/A
5398	N/A	N/A
5399	N/A	N/A
5400	N/A	N/A

Pos.	Molex PN:	Engineering No.:
5401	2210506837	E452P2N20011A1H
5402	N/A	N/A
5403	N/A	N/A
5404	N/A	N/A
5405	N/A	N/A
5406	N/A	N/A
5407	N/A	N/A
5408	N/A	N/A
5409	N/A	N/A
5410	N/A	N/A
5411	N/A	N/A
5412	N/A	N/A
5413	N/A	N/A
5414	N/A	N/A
5415	N/A	N/A
5416	N/A	N/A
5417	N/A	N/A
5418	N/A	N/A
5419	N/A	N/A
5420	N/A	N/A
5421	N/A	N/A
5422	N/A	N/A
5423	N/A	N/A
5424	N/A	N/A
5425	N/A	N/A
5426	N/A	N/A
5427	N/A	N/A
5428	N/A	N/A
5429	N/A	N/A
5430	N/A	N/A
5431	N/A	N/A
5432	N/A	N/A
5433	N/A	N/A
5434	N/A	N/A
5435	N/A	N/A
5436	N/A	N/A
5437	N/A	N/A
5438	N/A	N/A
5439	N/A	N/A
5440	N/A	N/A

THIS DRAWING CONTAINS INFORMATION THAT IS PROPRIETARY TO MOLEX ELECTRONIC TECHNOLOGIES, LLC AND SHOULD NOT BE USED WITHOUT WRITTEN PERMISSION

DIMENSION UNITS	SCALE
mm	NTS

GENERAL TOLERANCES (UNLESS SPECIFIED)

	MM	INCH
4 PLACES	±	±
3 PLACES	±	±
2 PLACES	±	±
1 PLACE	±	±
0 PLACES	±	±
ANGULAR TOL	± °	

DRAFT WHERE APPLICABLE MUST REMAIN WITHIN DIMENSIONS

CURRENT REV DESC: REMOVED OBSOLETED PART NUMBERS AS PER PCN#515981

EC NO: 837779
DRWN: PONNAM 2025/10/18
CHK'D: GGA 2025/10/28
APPR: GGA 2025/10/28

INITIAL REVISION:
DRWN: JMARSZALEK 2012/08/27
APPR: MDYSZEWSKA 2012/08/20

FIRST ANGLE PROJECTION | DRAWING: A3-SIZE | SERIES: 121050

molex

E452XXXXXXXXXX
DIN FORM A EN 175301-803

PRODUCT CUSTOMER DRAWING

DOCUMENT NUMBER	DOC TYPE	DOC PART	REVISION
SD-121050-001	PSD	001	E3

MATERIAL NUMBER	CUSTOMER	SHEET NUMBER
SEE TABLE	GENERAL MARKET	24 OF 28

DOCUMENT STATUS	P1	RELEASE DATE	2025/10/28 11:08:26

Downloaded from Arrow.com.

TABLE 3 - PART LIST

Pos.	Molex PN:	Engineering No.:
5521	N/A	N/A
5522	N/A	N/A
5523	N/A	N/A
5524	N/A	N/A
5525	N/A	N/A
5526	N/A	N/A
5527	2210507019	E452P2N30011S04
5528	N/A	N/A
5529	N/A	N/A
5530	N/A	N/A
5531	N/A	N/A
5532	N/A	N/A
5533	N/A	N/A
5534	N/A	N/A
5535	N/A	N/A
5536	N/A	N/A
5537	N/A	N/A
5538	N/A	N/A
5539	N/A	N/A
5540	N/A	N/A
5541	N/A	N/A
5542	N/A	N/A
5543	N/A	N/A
5544	N/A	N/A
5545	N/A	N/A
5546	N/A	N/A
5547	N/A	N/A
5548	N/A	N/A
5549	N/A	N/A
5550	N/A	N/A
5551	N/A	N/A
5552	N/A	N/A
5553	N/A	N/A
5554	N/A	N/A
5555	N/A	N/A
5556	N/A	N/A
5557	N/A	N/A
5558	N/A	N/A
5559	N/A	N/A
5560	N/A	N/A

THIS DRAWING CONTAINS INFORMATION THAT IS PROPRIETARY TO MOLEX ELECTRONIC TECHNOLOGIES, LLC AND SHOULD NOT BE USED WITHOUT WRITTEN PERMISSION

DIMENSION UNITS	SCALE
mm	NTS

GENERAL TOLERANCES (UNLESS SPECIFIED)

	MM	INCH
4 PLACES	±	±
3 PLACES	±	±
2 PLACES	±	±
1 PLACE	±	±
0 PLACES	±	±
ANGULAR TOL	± °	

DRAFT WHERE APPLICABLE MUST REMAIN WITHIN DIMENSIONS

CURRENT REV DESC: REMOVED OBSOLETED PART NUMBERS AS PER PCN#515981

EC NO: 837779
DRWN: PONNAM 2025/10/18
CHK'D: GGA 2025/10/28
APPR: GGA 2025/10/28

INITIAL REVISION:
DRWN: JMARSZALEK 2012/08/27
APPR: MDYSZEWSKA 2012/08/20

FIRST ANGLE PROJECTION | DRAWING: A3-SIZE | SERIES: 121050

molex

E452XXXXXXXXXX
DIN FORM A EN 175301-803

PRODUCT CUSTOMER DRAWING

DOCUMENT NUMBER	DOC TYPE	DOC PART	REVISION
SD-121050-001	PSD	001	E3

MATERIAL NUMBER	CUSTOMER	SHEET NUMBER
SEE TABLE	GENERAL MARKET	25 OF 28

DOCUMENT STATUS	P1	RELEASE DATE	2025/10/28 11:08:26

Downloaded from Arrow.com.

TABLE 3 - PART LIST

Pos.	Molex PN:	Engineering No.:
5601	N/A	N/A
5602	N/A	N/A
5603	N/A	N/A
5604	N/A	N/A
5605	N/A	N/A
5606	N/A	N/A
5607	N/A	N/A
5608	N/A	N/A
5609	N/A	N/A
5610	2210507130	E452P3N10011A11
5611	N/A	N/A
5612	N/A	N/A
5613	N/A	N/A
5614	N/A	N/A
5615	N/A	N/A
5616	N/A	N/A
5617	N/A	N/A
5618	N/A	N/A
5619	N/A	N/A
5620	N/A	N/A
5621	N/A	N/A
5622	N/A	N/A
5623	N/A	N/A
5624	N/A	N/A
5625	N/A	N/A
5626	N/A	N/A
5627	N/A	N/A
5628	N/A	N/A
5629	N/A	N/A
5630	N/A	N/A
5631	N/A	N/A
5632	N/A	N/A
5633	N/A	N/A
5634	N/A	N/A
5635	N/A	N/A
5636	N/A	N/A
5637	N/A	N/A
5638	N/A	N/A
5639	N/A	N/A
5640	N/A	N/A

Pos.	Molex PN:	Engineering No.:
5641	N/A	N/A
5642	N/A	N/A
5643	N/A	N/A
5644	N/A	N/A
5645	N/A	N/A
5646	N/A	N/A
5647	N/A	N/A
5648	N/A	N/A
5649	N/A	N/A
5650	2210507170	E452P3N10011C4G
5651	N/A	N/A
5652	N/A	N/A
5653	N/A	N/A
5654	N/A	N/A
5655	N/A	N/A
5656	N/A	N/A
5657	N/A	N/A
5658	N/A	N/A
5659	N/A	N/A
5660	N/A	N/A
5661	N/A	N/A
5662	N/A	N/A
5663	N/A	N/A
5664	N/A	N/A
5665	N/A	N/A
5666	N/A	N/A
5667	N/A	N/A
5668	N/A	N/A
5669	N/A	N/A
5670	N/A	N/A
5671	N/A	N/A
5672	N/A	N/A
5673	N/A	N/A
5674	N/A	N/A
5675	N/A	N/A
5676	N/A	N/A
5677	N/A	N/A
5678	N/A	N/A
5679	N/A	N/A
5680	N/A	N/A

Pos.	Molex PN:	Engineering No.:
5681	N/A	N/A
5682	N/A	N/A
5683	N/A	N/A
5684	N/A	N/A
5685	N/A	N/A
5686	N/A	N/A
5687	N/A	N/A
5688	N/A	N/A
5689	N/A	N/A
5690	N/A	N/A
5691	N/A	N/A
5692	N/A	N/A
5693	N/A	N/A
5694	N/A	N/A
5695	N/A	N/A
5696	N/A	N/A
5697	N/A	N/A
5698	N/A	N/A
5699	N/A	N/A
5700	N/A	N/A
5701	N/A	N/A
5702	N/A	N/A
5703	2210507252	E452P3N10K11C3A
5704	N/A	N/A
5705	N/A	N/A
5706	N/A	N/A
5707	N/A	N/A
5708	N/A	N/A
5709	2210507258	E452P3N10K11C3H
5710	N/A	N/A
5711	N/A	N/A
5712	N/A	N/A
5713	N/A	N/A
5714	N/A	N/A
5715	2210507263	E452P3N10K11C42
5716	N/A	N/A
5717	N/A	N/A
5718	N/A	N/A
5719	N/A	N/A
5720	N/A	N/A

Pos.	Molex PN:	Engineering No.:
5721	N/A	N/A
5722	N/A	N/A
5723	N/A	N/A
5724	N/A	N/A
5725	2210507274	E452P3N10K11C4L
5726	2210507275	E452P3N10K11C4M
5727	N/A	N/A
5728	N/A	N/A
5729	N/A	N/A
5730	N/A	N/A
5731	N/A	N/A
5732	N/A	N/A
5733	N/A	N/A
5734	N/A	N/A
5735	N/A	N/A
5736	N/A	N/A
5737	N/A	N/A
5738	N/A	N/A
5739	N/A	N/A
5740	N/A	N/A
5741	N/A	N/A
5742	N/A	N/A
5743	N/A	N/A
5744	N/A	N/A
5745	N/A	N/A
5746	N/A	N/A
5747	N/A	N/A
5748	N/A	N/A
5749	N/A	N/A
5750	N/A	N/A
5751	N/A	N/A
5752	N/A	N/A
5753	N/A	N/A
5754	N/A	N/A
5755	N/A	N/A
5756	N/A	N/A
5757	N/A	N/A
5758	N/A	N/A
5759	N/A	N/A
5760	N/A	N/A

THIS DRAWING CONTAINS INFORMATION THAT IS PROPRIETARY TO MOLEX ELECTRONIC TECHNOLOGIES, LLC AND SHOULD NOT BE USED WITHOUT WRITTEN PERMISSION

DIMENSION UNITS	SCALE
mm	NTS

GENERAL TOLERANCES (UNLESS SPECIFIED)

	MM	INCH
4 PLACES	±	±
3 PLACES	±	±
2 PLACES	±	±
1 PLACE	±	±
0 PLACES	±	±
ANGULAR TOL	± °	

DRAFT WHERE APPLICABLE MUST REMAIN WITHIN DIMENSIONS

CURRENT REV DESC: REMOVED OBSOLETED PART NUMBERS AS PER PCN#515981

EC NO: 837779
DRWN: PONNAM 2025/10/18
CHK'D: GGA 2025/10/28
APPR: GGA 2025/10/28

INITIAL REVISION:
DRWN: JMARSZALEK 2012/08/27
APPR: MDYSZEWSKA 2012/08/20

FIRST ANGLE PROJECTION | DRAWING: A3-SIZE | SERIES: 121050

molex

E452XXXXXXXXXX
DIN FORM A EN 175301-803

PRODUCT CUSTOMER DRAWING

DOCUMENT NUMBER	DOC TYPE	DOC PART	REVISION
SD-121050-001	PSD	001	E3

MATERIAL NUMBER	CUSTOMER	SHEET NUMBER
SEE TABLE	GENERAL MARKET	26 OF 28

DOCUMENT STATUS	P1	RELEASE DATE	2025/10/28 11:08:26

Downloaded from Arrow.com.

TABLE 3 - PART LIST

Pos.	Molex PN:	Engineering No.:
5801	N/A	N/A
5802	N/A	N/A
5803	N/A	N/A
5804	N/A	N/A
5805	N/A	N/A
5806	N/A	N/A
5807	N/A	N/A
5808	N/A	N/A
5809	N/A	N/A
5810	N/A	N/A
5811	2210507415	E452P3N15011R25
5812	N/A	N/A
5813	N/A	N/A
5814	N/A	N/A
5815	N/A	N/A
5816	N/A	N/A
5817	N/A	N/A
5818	N/A	N/A
5819	N/A	N/A
5820	N/A	N/A
5821	N/A	N/A
5822	N/A	N/A
5823	N/A	N/A
5824	N/A	N/A
5825	N/A	N/A
5826	N/A	N/A
5827	N/A	N/A
5828	N/A	N/A
5829	N/A	N/A
5830	N/A	N/A
5831	N/A	N/A
5832	N/A	N/A
5833	N/A	N/A
5834	N/A	N/A
5835	N/A	N/A
5836	N/A	N/A
5837	N/A	N/A
5838	N/A	N/A
5839	N/A	N/A
5840	N/A	N/A

Pos.	Molex PN:	Engineering No.:
5881	N/A	N/A
5882	N/A	N/A
5883	N/A	N/A
5884	2210507516	E452P3N20011R24
5885	N/A	N/A
5886	N/A	N/A
5887	N/A	N/A
5888	N/A	N/A
5889	N/A	N/A
5890	N/A	N/A
5891	N/A	N/A
5892	N/A	N/A
5893	N/A	N/A
5894	N/A	N/A
5895	N/A	N/A
5896	N/A	N/A
5897	N/A	N/A
5898	N/A	N/A
5899	N/A	N/A
5900	N/A	N/A
5901	2210507533	E452P3N20011S0B
5902	N/A	N/A
5903	N/A	N/A
5904	N/A	N/A
5905	N/A	N/A
5906	N/A	N/A
5907	N/A	N/A
5908	N/A	N/A
5909	N/A	N/A
5910	N/A	N/A
5911	2210507543	E452P3N30011A11
5912	N/A	N/A
5913	N/A	N/A
5914	N/A	N/A
5915	N/A	N/A
5916	N/A	N/A
5917	N/A	N/A
5918	N/A	N/A
5919	N/A	N/A
5920	N/A	N/A

THIS DRAWING CONTAINS INFORMATION THAT IS PROPRIETARY TO MOLEX ELECTRONIC TECHNOLOGIES, LLC AND SHOULD NOT BE USED WITHOUT WRITTEN PERMISSION

DIMENSION UNITS	SCALE
mm	NTS

GENERAL TOLERANCES (UNLESS SPECIFIED)

	MM	INCH
4 PLACES	±	±
3 PLACES	±	±
2 PLACES	±	±
1 PLACE	±	±
0 PLACES	±	±
ANGULAR TOL	± °	

DRAFT WHERE APPLICABLE MUST REMAIN WITHIN DIMENSIONS

CURRENT REV DESC: REMOVED OBSOLETED PART NUMBERS AS PER PCN#515981

EC NO: 837779
DRWN: PONNAM 2025/10/18
CHK'D: GGA 2025/10/28
APPR: GGA 2025/10/28

INITIAL REVISION:
DRWN: JMARSZALEK 2012/08/27
APPR: MDYSZEWSKA 2012/08/20

FIRST ANGLE PROJECTION | DRAWING: A3-SIZE | SERIES: 121050

molex

E452XXXXXXXXXX
DIN FORM A EN 175301-803

PRODUCT CUSTOMER DRAWING

DOCUMENT NUMBER	DOC TYPE	DOC PART	REVISION
SD-121050-001	PSD	001	E3

MATERIAL NUMBER	CUSTOMER	SHEET NUMBER
SEE TABLE	GENERAL MARKET	27 OF 28

DOCUMENT STATUS	P1	RELEASE DATE	2025/10/28 11:08:26

Downloaded from Arrow.com.

TABLE 3 - PART LIST

Pos.	Molex PN:	Engineering No.:
5921	N/A	N/A
5922	2210507554	E452P3N30011A1H
5923	N/A	N/A
5924	N/A	N/A
5925	N/A	N/A
5926	2210507558	E452P3N30011C31
5927	N/A	N/A
5928	N/A	N/A
5929	N/A	N/A
5930	N/A	N/A
5931	N/A	N/A
5932	N/A	N/A
5933	N/A	N/A
5934	N/A	N/A
5935	N/A	N/A
5936	N/A	N/A
5937	N/A	N/A
5938	N/A	N/A
5939	N/A	N/A
5940	N/A	N/A
5941	N/A	N/A
5942	N/A	N/A
5943	N/A	N/A
5944	N/A	N/A
5945	N/A	N/A
5946	2210507578	E452P3N30011C4B
5947	N/A	N/A
5948	N/A	N/A
5949	N/A	N/A
5950	N/A	N/A
5951	N/A	N/A
5952	N/A	N/A
5953	N/A	N/A
5954	N/A	N/A
5955	N/A	N/A
5956	N/A	N/A
5957	N/A	N/A
5958	N/A	N/A
5959	N/A	N/A
5960	N/A	N/A

Pos.	Molex PN:	Engineering No.:
5961	N/A	N/A
5962	N/A	N/A
5963	N/A	N/A
5964	N/A	N/A
5965	N/A	N/A
5966	N/A	N/A
5967	N/A	N/A
5968	N/A	N/A
5969	2210507629	E452P3N30011R2M
5970	N/A	N/A
5971	2210507631	E452P3N30011S02
5972	N/A	N/A
5973	N/A	N/A
5974	N/A	N/A
5975	N/A	N/A
5976	N/A	N/A
5977	N/A	N/A
5978	N/A	N/A
5979	N/A	N/A
5980	N/A	N/A
5981	N/A	N/A
5982	N/A	N/A
5983	N/A	N/A
5984	N/A	N/A
5985	N/A	N/A
5986	N/A	N/A
5987	N/A	N/A
5988	N/A	N/A
5989	N/A	N/A
5990	N/A	N/A
5991	N/A	N/A
5992	N/A	N/A
5993	N/A	N/A
5994	N/A	N/A
5995	N/A	N/A
5996	N/A	N/A
5997	N/A	N/A
5998	N/A	N/A
5999	2210507659	E452P3N50011C32
6000	N/A	N/A

Pos.	Molex PN:	Engineering No.:
6001	N/A	N/A
6002	N/A	N/A
6003	N/A	N/A
6004	N/A	N/A
6005	N/A	N/A
6006	N/A	N/A
6007	N/A	N/A
6008	N/A	N/A
6009	N/A	N/A
6010	N/A	N/A
6011	N/A	N/A
6012	N/A	N/A
6013	N/A	N/A
6014	N/A	N/A
6015	N/A	N/A
6016	N/A	N/A
6017	N/A	N/A
6018	N/A	N/A
6019	N/A	N/A
6020	N/A	N/A
6021	N/A	N/A
6022	N/A	N/A
6023	2210507683	E452P3N50011C4L
6024	N/A	N/A
6025	N/A	N/A
6026	N/A	N/A
6027	N/A	N/A
6028	N/A	N/A
6029	N/A	N/A
6030	N/A	N/A
6031	N/A	N/A
6032	N/A	N/A
6033	N/A	N/A
6034	N/A	N/A
6035	N/A	N/A
6036	N/A	N/A
6037	N/A	N/A
6038	N/A	N/A
6039	N/A	N/A
6040	N/A	N/A

THIS DRAWING CONTAINS INFORMATION THAT IS PROPRIETARY TO MOLEX ELECTRONIC TECHNOLOGIES, LLC AND SHOULD NOT BE USED WITHOUT WRITTEN PERMISSION

DIMENSION UNITS	SCALE
mm	NTS

GENERAL TOLERANCES (UNLESS SPECIFIED)

	MM	INCH
4 PLACES	±	±
3 PLACES	±	±
2 PLACES	±	±
1 PLACE	±	±
0 PLACES	±	±
ANGULAR TOL	±	°

DRAFT WHERE APPLICABLE MUST REMAIN WITHIN DIMENSIONS

CURRENT REV DESC: REMOVED OBSOLETED PART NUMBERS AS PER PCN#515981

EC NO: 837779
DRWN: PONNAM 2025/10/18
CHK'D: GGA 2025/10/28
APPR: GGA 2025/10/28

INITIAL REVISION:
DRWN: JMARSZALEK 2012/08/27
APPR: MDYSZEWSKA 2012/08/20

FIRST ANGLE PROJECTION | DRAWING: A3-SIZE | SERIES: 121050

molex

E452XXXXXXXXXXX
DIN FORM A EN 175301-803

PRODUCT CUSTOMER DRAWING

DOCUMENT NUMBER	DOC TYPE	DOC PART	REVISION
SD-121050-001	PSD	001	E3

MATERIAL NUMBER	CUSTOMER	SHEET NUMBER
SEE TABLE	GENERAL MARKET	28 OF 28

DOCUMENT STATUS	P1	RELEASE DATE	2025/10/28 11:08:26

Downloaded from Arrow.com.