



datamax·oneil
right by our customers.



iOS Ready Apex Product Review

**Product Overview &
DO Tool Kit Review
September 2013**



Apex Series with iOS Bluetooth

do Product Description:

- do Addition of Apple® Device Bluetooth compatibility to Apex Series
- do Qualified support for use of Apex Printers with Apple® iPOD, iPAD and iPhone devices based on iOS 5.0 and iOS 6.0
- do Functionality will be added to Serial, USB, Serial w/MCR and USB w/MCR configurations

do Product Differences

- do The Apex *i* Series has a unique Bluetooth Radio.
- do Printer firmware supports both Standard and iOS configurations
- do Only the Apex *i* Series will work with Apple® devices

do Demo Application

- do D-O Tool Kit
 - do Printer Settings
 - do Print Demos



Product Details

Apex iOS SKUs:

Apex 2

SKU	Description	USD	Euro
78728S1-4	Apex2, RS232, iOS Bluetooth	\$595.00	€ 495.00
78728S1R-4	Apex2, RS232, iOS Bluetooth, Magnetic Card Reader	\$675.00	€ 560.00

Apex 3

SKU	Description	USD	Euro
78828S1-4	Apex3, RS232, iOS Bluetooth	\$695.00	€ 580.00
78828S1R-4	Apex3, RS232, iOS Bluetooth, Magnetic Card Reader	\$775.00	€ 645.00
78828U1-4	Apex3, USB, iOS Bluetooth	\$695.00	€ 580.00
78828U1R-4	Apex3, USB, iOS Bluetooth, Magnetic Card Reader	\$775.00	€ 645.00


Apex 4

SKU	Description	USD	Euro
78928U1-4	Apex4, USB, iOS Bluetooth	\$895.00	€ 739.00
78928U1R-4	Apex4, USB, iOS Bluetooth, Magnetic Card Reader	\$979.00	€ 805.00
78928S1-4	Apex4, RS232, iOS Bluetooth	\$895.00	€ 739.00
78928S1R-4	Apex4, RS232, iOS Bluetooth, Magnetic Card Reader	\$979.00	€ 805.00

Accessories:

-  Same as standard Apex Series

Product Certifications:

-  North America & Canada, EU, Guatemala, Honduras, Panama, Columbia, Peru, Argentina, Israel, Turkey



DO Tool Kit Overview

do Where Do I Find it?


- do The APP Store
- do Download Using iTunes

do What Does it Do?

- do Links your Apex Printer to your Apple device
- do Allows you to configure your Printer's settings
- do Provided basic Printer demonstrations

do What Are it's Major Features?

- do Allows you to customize your print out settings
- do Has a hardware configuration tool
 - do Burn setting from one printer to another
- do Bluetooth Security setting feature
 - do Establish Security Levels
 - do Establish Radio settings and Password requirements



datamax · o'neil
right by our customers.

DOToolkit Version 1.0
Copyright © 2013 Datamax-O'Neil

Check the "Info"
tab to make sure
you have the
latest version



datamax · o'neil

Downloading the DO Tool Kit Application

Download the DO Tool Kit App from the Apple® App Store.

Once you have downloaded the DO Tool Kit Application Your Screen will look like this.

To connect your Apple® Device with your Apex printer:

Open Settings:

Open Bluetooth

Select Apex Printer



Pairing Your Device to Your Printer

To connect your Apple® Device with your Apex printer:

- do Open Settings
- do Open Bluetooth
- do Select Apex Printer

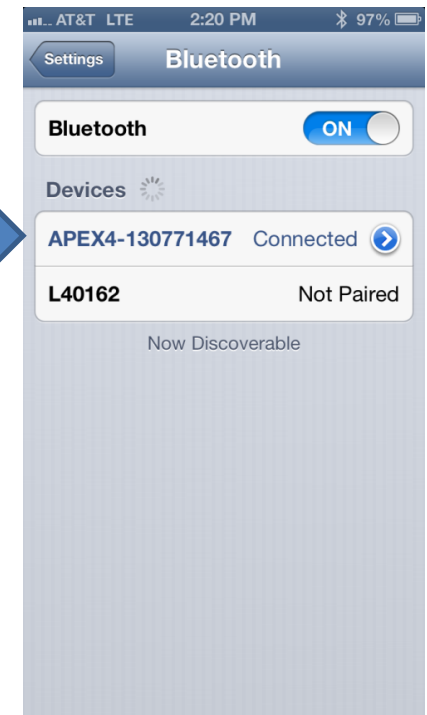


Linking your Device to the DO Tool Kit Application

- do When you open the DO Tool Kit App the first time your front page will look like this.
- do You will need to link the application to the Apex printer



- do Go to the setting page to associate your apple device to your Apex printer



DO Tool Kit Printer Settings Module

- do The printer configuration module is a powerful tool, especially for a new user that wants to experimentally discover printer features/capabilities.
- do There are 3 Sections to the Settings Module:
 - do Custom Attributes
 - do Encode Hardware Information
 - do Bluetooth Settings
- do Power users can use these modules to set-up their printers in preparation to deploy units to the field.
 - do All user settings are being saved in a database on the iOS device.



DO Tool Kit Print-Out Settings Page

In The Settings Module;

- do Select Custom Attributes
- do Major Features:
 - do Allows Users to set print-out attributes
 - do Establish Character Settings
 - do Select Character Set
 - do Select Printer Control Language
 - do Set Font Size
 - do Set Contrast

..... And Many More features



datamax·o'neil

DO Tool Kit Encode Hardware Info Page

In The Settings Module;

- do Select Encode Hardware Info

- do Major Features:

- do Record Printer Model Number
- do Record Printer Serial Number
- do Record Bluetooth Radio MAC Address

- do Benefits

- do Asset Tracking
- do Warranty Tracking
- do Key Service / Support Data



DO Tool Kit Bluetooth Settings Page

In The Settings Module;

- do Select Bluetooth Settings

- do Major Features:

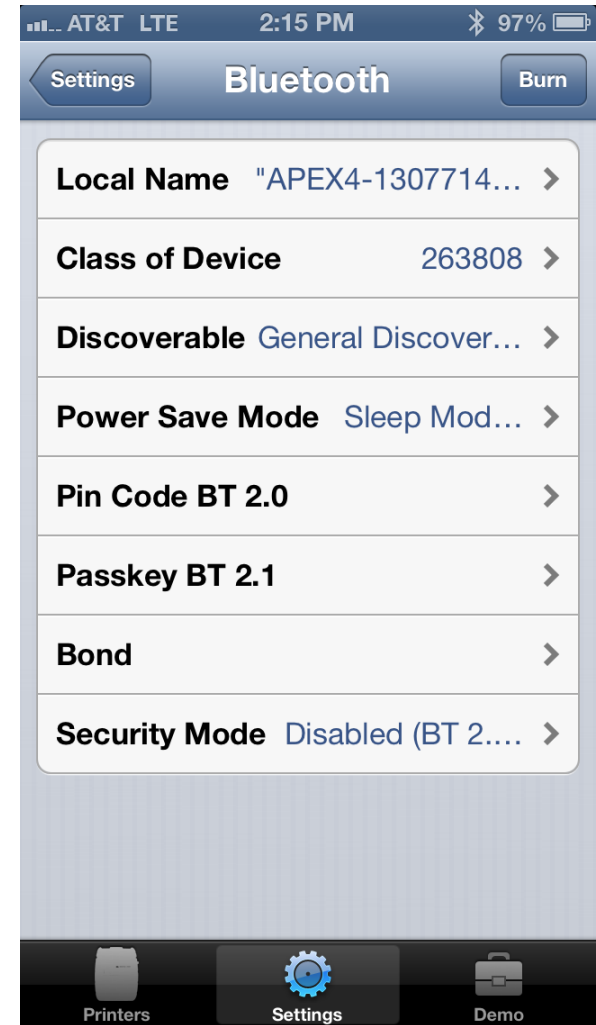
 - do Identifies specific Printer

 - do Provides Radio Management Settings

- do Benefits

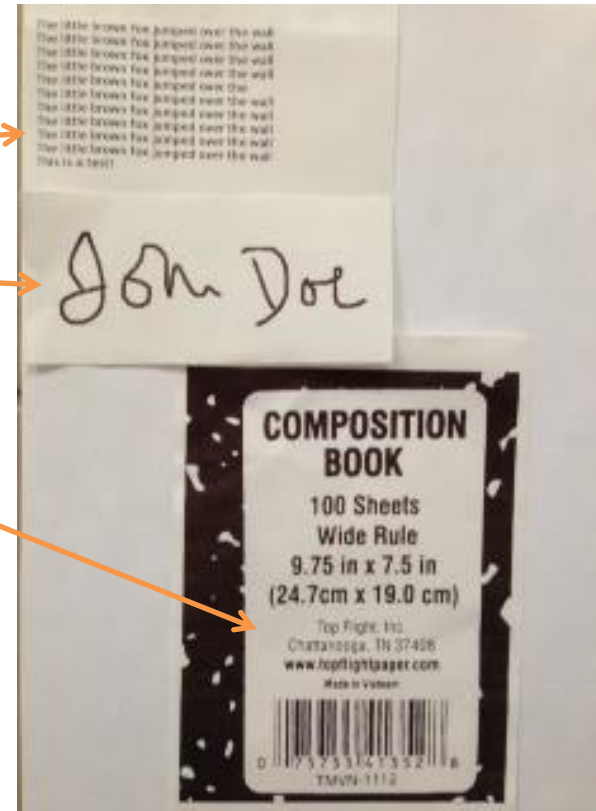
 - do Provides Radio Configuration utility

 - do Allows User to set Security levels



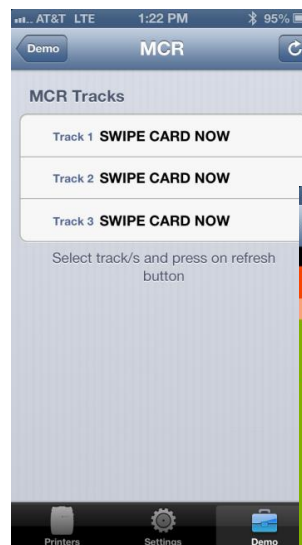
DO Tool Kit Demonstrations

- do Dynamic Demos that let the user select the content of the print-out
 - do Notepad Text Files created in the application
 - do Signature Capture demonstration (MPOS Capabilities)
 - do Print from your pictures library (fun 😊)



DO Tool Kit Demonstrations

- do Practical examples that demonstrate the powerful capabilities of the Apex iOS solution
 - do MCR – reads all 3 magnetic card tracks (Great for Mobile POS)
 - do PDF – reads/prints PDF documents (zoom in/out, print at any level)
 - do Receipt – prints demo receipt/s (w/mixture ASCII and graphical data)



datamax•oneil

Summary

- do New solution gives D-O more prominence in the growing smartphone and tablet platform market.
- do iOS enabled Apex is a low-cost, lightweight and easy to use portable solution ideal for POS, retail, hospitality, law enforcement and ticketing applications.
- do DO Tool Kit makes Apex/Apple device connections simple and quick.
- do Key selling point: Improves the “customer experience” by adding convenience, reduced wait times and great efficiency.



datamax•o'neil