


MLP2016H1R0MT0S1



<b>Applications</b>	Commercial Grade
<b>Feature</b>	No Directivity
	Multilayer
	Magnetic Shield
	Ferrite Core
<b>Series   Type</b>	MLP
<b>Status</b>	Production
<b>Brand</b>	TDK



Size	
Length(L)	2.00mm ±0.20mm
Width(W)	1.60mm ±0.20mm
Thickness   Height	0.85mm ±0.15mm
Recommended Land Pattern (A)	0.80mm Nom.
Recommended Land Pattern (B)	1.00mm Nom.
Recommended Land Pattern (C)	1.60mm Nom.

Electrical Characteristics	
Inductance	1µH ±20% at 2MHz
Rated Current (L Change) [Typ.]	
Rated Current (L Change) [Max.]	
Rated Current (Temperature Rise) [Typ.]	
Rated Current (Temperature Rise) [Max.]	1.3A (40°C Rise)
DC Resistance [Typ.]	90mΩ
DC Resistance [Max.]	112.5mΩ
Rated Voltage [Max.]	
Self Resonant Frequency [Min.]	
Self Resonant Frequency [Typ.]	
Q [Min.]	
Q [Typ.]	

Other	
Operating Temp. Range (Including Self-Temp. Rise)	-40 to 125°C
Soldering Method	Reflow
	Iron Soldering
AEC-Q200	NO
Packing	Embossed (Plastic)Taping [180mm Reel]

! Images are for reference only and show exemplary products.  
! This PDF document was created based on the data listed on the TDK Corporation website.  
! All specifications are subject to change without notice.

MLP2016H1R0MT0S1



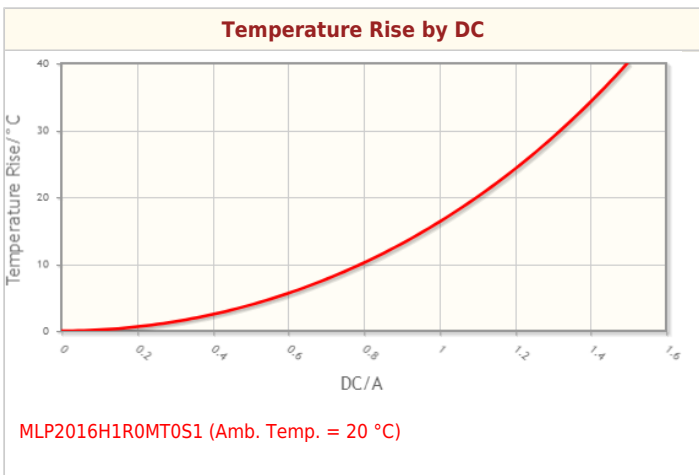
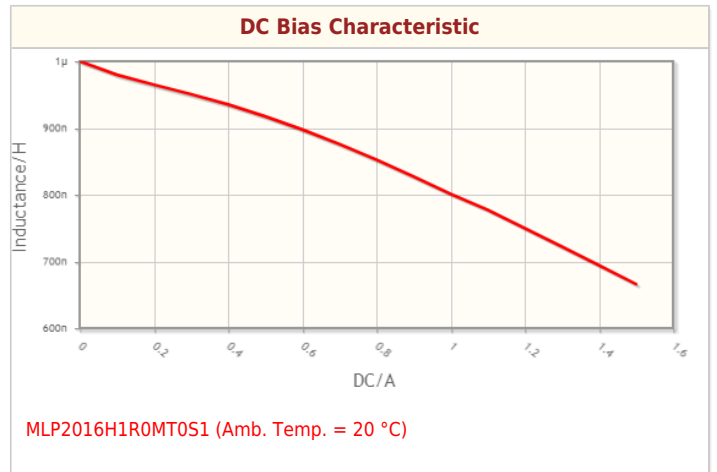
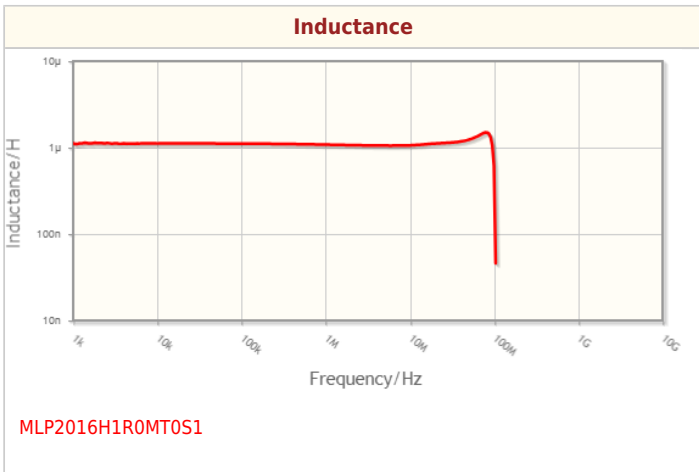
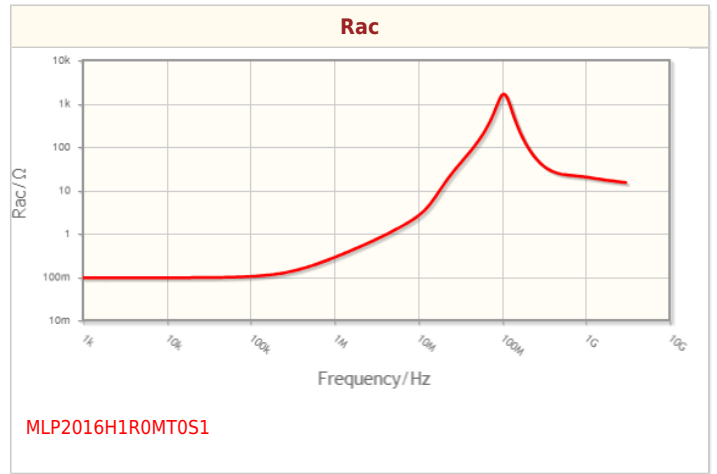
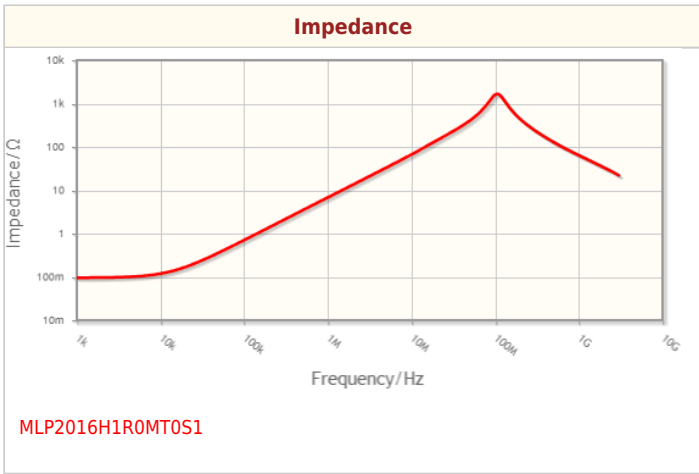
Package Quantity	3000pcs
Weight	0.012g

! Images are for reference only and show exemplary products.  
! This PDF document was created based on the data listed on the TDK Corporation website.  
! All specifications are subject to change without notice.

MLP2016H1R0MT0S1



Characteristic Graphs(This is reference data, and does not guarantee the products characteristics.)



! Images are for reference only and show exemplary products.  
! This PDF document was created based on the data listed on the TDK Corporation website.  
! All specifications are subject to change without notice.

MLP2016H1R0MT0S1



## Associated Images

