

Typically used for providing **high performance, reliable and robust connections** in commercial and industrial automation applications, these **IP67 rated signal and power connectors** offer a **high degree of protection** against environmental factors such as water, dirt and moisture.


Bulgin's range of M23 Connectors includes field installable male and female connectors as well as front panel mount options from 12- to 19-Contacts in straight and right angled versions.



Key features:

- A-Coded
- Male and female variants, 12 or 19 Contacts
- Straight and angled configurations
- Robust metal housing
- IP67 protection rating (when mated)
- Voltages up to 200 V and currents up to 8 A

M23 Series coding options:
(Full Contact Diagrams Page 55)



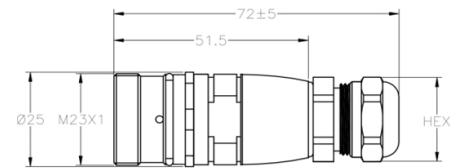
A-Coding

M23 Inline Body



PXMBNI23FIM

- Available in 12 & 19 Contacts
- Solder termination
- Metal Inline Body
- Mates with panel mount connectors



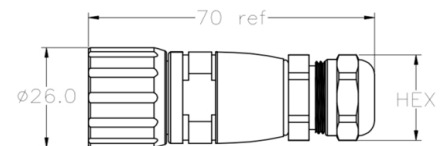
Part Number	Contacts	Code	Termination
PXMBNI23FIM12ASC	12	A	Screw Terminal
PXMBNI23FIM19ASC	19	A	Screw Terminal

M23 Flex Body Female



PXMBNI23FBF

- Available in 12 & 19 Contacts
- Solder termination
- Metal Flex Body
- Mates with panel mount connectors



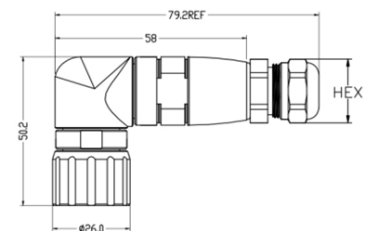
Part Number	Contacts	Code	Termination
PXMBNI23FBF12ASC	12	A	Screw Terminal
PXMBNI23FBF19ASC	19	A	Screw Terminal

M23 Right Angled Female



PXMBNI23RAF

- Available in 12 & 19 Contacts
- Solder termination
- Metal Right Angle Flex Body
- Mates with panel mount connectors



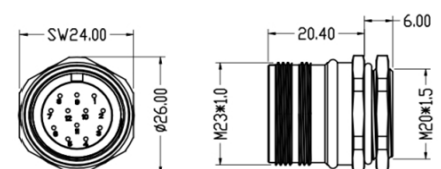
Part Number	Contacts	Code	Termination
PXMBNI23RAF12ASC	12	A	Screw Terminal
PXMBNI23RAF19ASC	19	A	Screw Terminal

M23 Front Panel Mounting Male



PXMBNI23FPM

- Available in 12 & 19 Contacts
- Solder termination
- Mates with Flex Body connectors



Part Number	Contacts	Code	Termination
PXMBNI23FPM12ASC	12	A	Screw Terminal
PXMBNI23FPM19ASC	19	A	Screw Terminal

Electrical

No. Contacts:	12	19
Current Rating:	8A	8A
Voltage Rating (ac/dc) :	200V	150V
Contact Resistance:	<3mΩ	
Insulation Resistance:	>100 ³ MΩ	
AC Breakdown Voltage:		
12 Contacts	1.5KV	
19 Contacts	1.5KV	
Operating Temp Range:	-25°C to 80°C	

Mechanical:

Locking Mechanism:	Screw coupling
Sealing:	IP67
Contact Accommodation:	
12 Contacts	18 AWG
19 Contacts	17 AWG
Cable Acceptance:	6.0 - 8.0mm Dia
Contacts:	Terminations:
	Solder
Mechanical Operation:	500 mating cycles
Diameter over coupling ring:	26.0mm

Panel Mount:

Body Material:	Nickel Plated Brass
Coupling Nut Material:	Nickel Plated Brass
Colour:	Grey
Plug Contacts Material:	Brass, Gold plating
Socket Contacts Material:	Phosphor Bronze, Gold plating
O Rings & Gaskets Materials:	Viton
RoHS:	Compliant

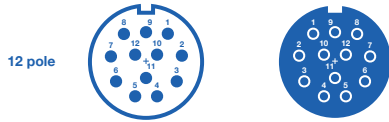
Flex & Inline Connectors:

Body Material:	Nickel Plated Brass
Coupling Nut Material:	Nickel Plated Brass
Colour:	Grey
Plug Contacts Material:	Brass, Gold plating
Socket Contacts Material:	Phosphor Bronze, Gold plating
O Rings & Gaskets Materials:	Viton
RoHS:	Compliant

XXX	XXX	XX	XX	X	XX	X	XX
Series	Material	Series Size	Body Style	Orientation	Contacts	Code	Termination
PXM	BNI = Brass Nickel	23	FB = Flex Body	M = Male	12	A	SC = Solder
PXP			FI = Inline Body FP = Front Panel Mounting RA = Right Angle	F = Female	19		

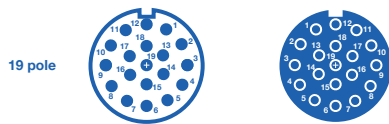
Contact Diagrams (Front View 'A' Code):

XXXXXXXXXXM12XXX
XXXXXXXXXXF12XXX



Contact Position	X	Y
1	3.60	4.30
2	5.55	1.00
3	4.90	-2.80
4	1.90	-5.30
5	-1.90	-5.30
6	-4.90	-2.80
7	-5.55	1.00
8	-3.60	4.30
9	0.00	4.50
10	1.90	1.00
11	0.00	-2.20
12	-1.90	1.00

XXXXXXXXXXM19XXX
XXXXXXXXXXF19XXX



Contact Position	X	Y
1	3.00	5.20
2	5.20	3.00
3	6.00	5.00
4	5.20	-3.00
5	3.00	-5.20
6	0.00	-6.00
7	-3.00	5.20
8	-5.20	-3.00
9	-6.00	0.00
10	-5.20	3.00
11	-3.00	5.20
12	0.00	6.00
13	2.75	1.60
14	2.75	-1.60
15	0.00	-3.00
16	-2.75	-1.60
17	-2.75	1.60
18	0.00	3.00
19	0.00	0.00