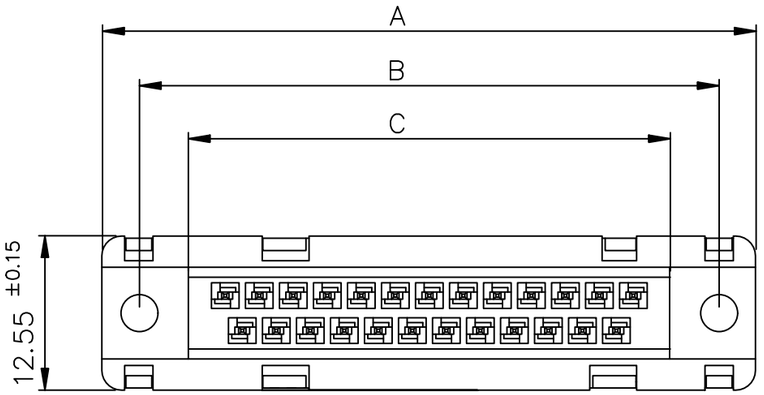

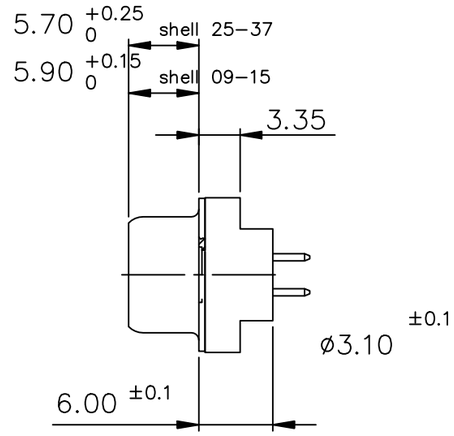

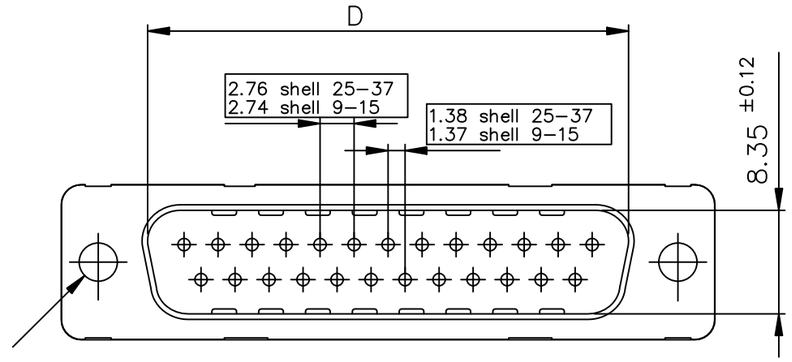

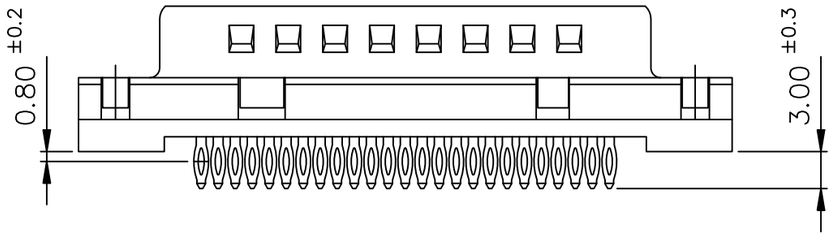

PC board drilling dimensions(after plating)

(thickness 3.20±0.30mm)

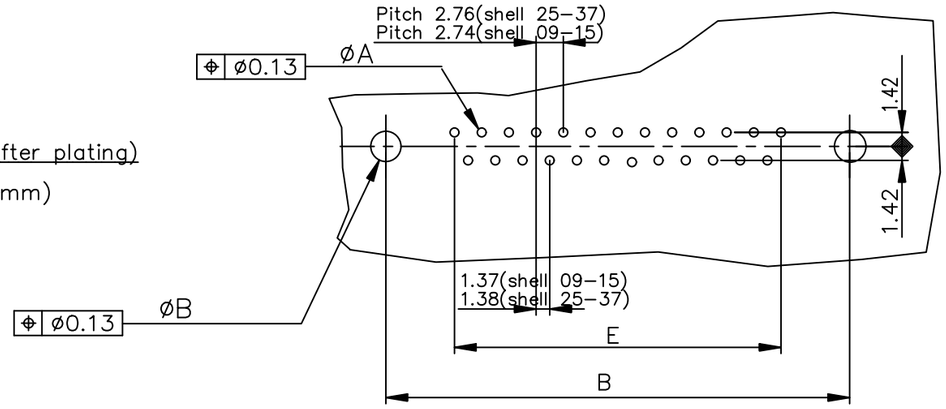

LEAD FREE PART NUMBER

SHELL	A±0.38	B±0.12	C±0.10	D $\pm^{0.25}_{0}$	E±0.07	PART NUMBER	PART NUMBER
09	30.81	24.99	16.96	16.79	10.96	D09P91C4PA00LF	D09P91C6PA00LF
15	39.14	33.32	25.18	25.12	19.18	D15P91C4PA00LF	D15P91C6PA00LF
25	53.03	47.04	39.12	38.84	33.12	D25P91C4PA00LF	D25P91C6PA00LF
37	69.32	63.50	55.68	55.30	49.68	D37P91C4PA00LF	D37P91C6PA00LF
						200 MATING CYCLES	500 MATING CYCLES

GENERAL CHARACTERISTICS AND ROHS INFORMATIONS:

SEE DRAWING C01–8646–0001

mat'l. code SEE NOTES				surface ISO 1302 ✓		tolerance ISO 406 ISO 1101	projection
ltr	ecn no	dr	date	tolerances unless otherwise specified			
L	ELX–I–59356	GM	2026–02–06	angles	linear	.0±.0.3	mm
						.00±.0.1	
				0°±x2°		.000±.05	scale –
				dr	JOUBERT	1995–08–11	
				engr	GREGAR M	2026–02–06	Amphenol FCi
				chr	GREGAR M	2026–02–06	
				appd	ALEX BABU	2026–02–06	
sheet index	revision	L					
	sheet	1					

product family: D–SUB

title: MALE CONNECTOR STRAIGHT PRESS FIT

dwg no: C01–8646–0109 | sheet 1 of 1 | size A3

type: Product Customer Drawing

© 2016 AFCI

Downloaded from Arrow.com.