Tous droits strictement reserves. Reproduction ou communication a des tiers interdite sous quelque forme que ce soit sans autorisation ecrite du propietaire. Propriete de c FCI. Droits de reproduction FCI.

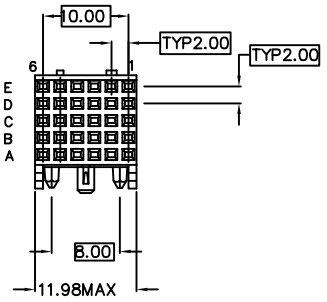

30 POSITION

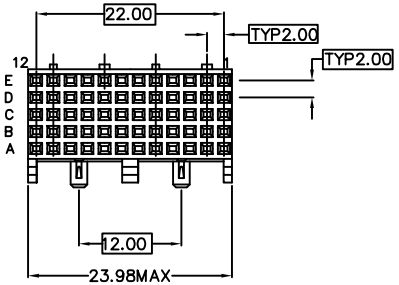

60 POSITION

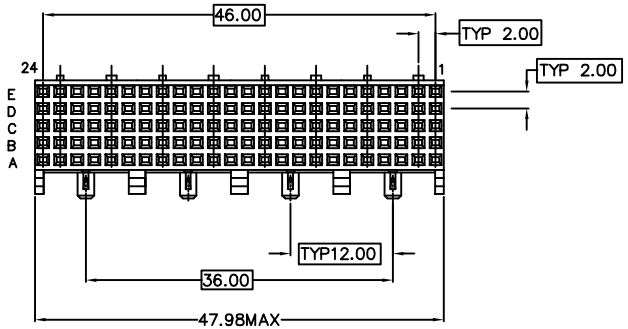

120 POSITION

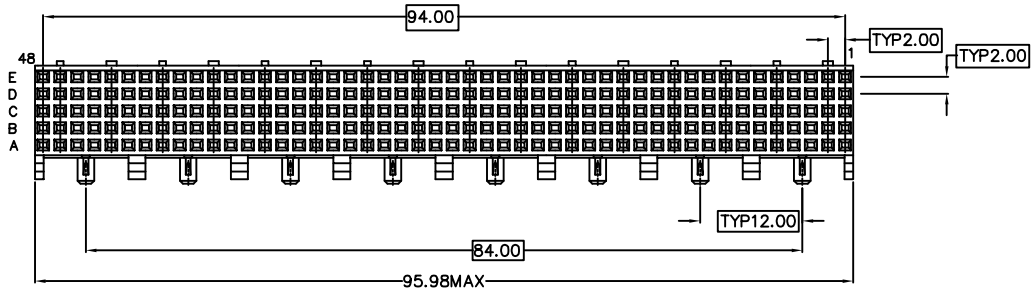

240 POSITION

NOTES: UNLESS OTHERWISE SPECIFIED;

1 CONNECTOR MATERIALS:
HOUSING: GLASS FILLED THERMOPLASTIC, UL94-V0 COMPLIANT.
TERMINAL: PHOSPHOR BRONZE ALLOY

2 PACKED IN TUBES.

(3) FEATURE MAY OR MAY NOT BE PRESENT DEPENDING UPON THE MOLD TOOLING USED TO PRODUCE PRODUCT.

4 PRODUCT SPECIFICATION: GS-12-177.

5 APPLICATION SPECIFICATION: GS-20-015.

6 THE PRODUCTS WHERE THE PART NUMBER ENDS IN "LF" MEET THE EUROPEAN UNION DIRECTIVES AND OTHER COUNTRY REGULATIONS AS DESCRIBED IN GS-22-008.

7 ALL PRODUCTS WILL WITHSTAND EXPOSURE TO 260°C FOR 60 SECONDS IN A CONVECTION, INFRARED OR VAPOR PHASE REFLOW OVEN.

mat'l. code				tolerances unless otherwise specified			CUSTOMER COPY	FCI www.fciconnect.com
ltr	ecn no	dr	date		.X ±.3[±.1]			
F	V04-1124	TAB	02/07/05	linear	.XX ±.13[±.02]		projection	title: T SERIES STRAIGHT RECEPT ASSY 5 ROW, STB
G	V05-0438	VS	07/14/05		.XXX ±.051[±.005]			
H	DG08-0173	TER	7/22/08	angles	0° ±1°			
				dr	V.SEBASTIAN	07/14/05	MM	product family: METRAL; code: 213
				engr	J.VOLSTROF	07/14/05		size: A; dwg no: SE96872; sheet: 1 of 2
				chr	J.VOLSTROF	07/14/05	scale: 4:1	
				appd	J.VOLSTROF	07/14/05		
sheet index	revision sheet	H 1	H 2					cage code: 22526

All rights strictly reserved. Reproduction or issue to third parties in any form whatever is not permitted without written authority from the proprietor. Property of FCI. Copyright FCI.

Downloaded from Arrow.com.

Tous droits strictement reserves. Reproduction ou communication a des tiers interdite sous quelque forme que ce soit sans autorisation ecrite du propietaire. Propriete de c FCI. Droits de reproduction FCI.

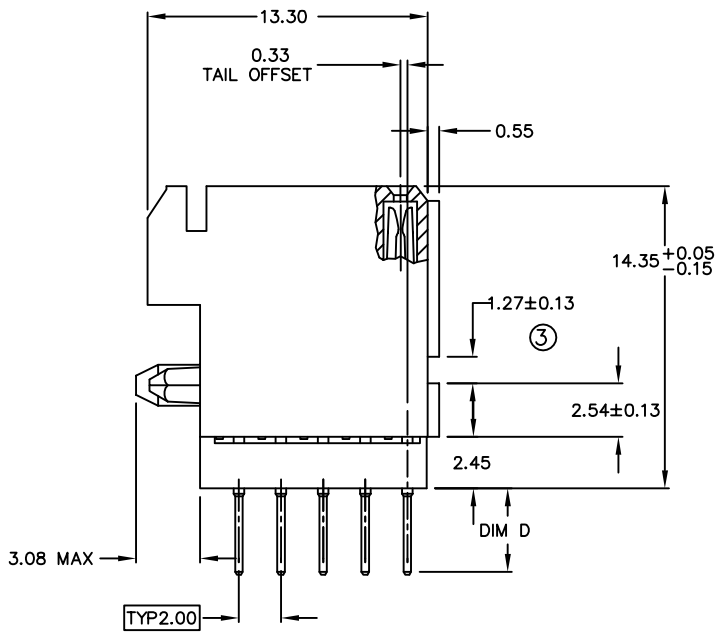

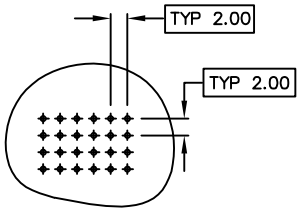

RECOMMENDED PC BOARD LAYOUT,
COMPONENT SIDE
SEE PRINT 58351 FOR ADDITIONAL
PCB INFORMATION

CATALOG NUMBER DESCRIPTION

HM1 S 5 _ T _ R 000 H 6 LF

PRODUCT FAMILY
HM1 = METRAL HM1

PRODUCT TYPE
S = FEMALE SIGNAL STRAIGHT

NUMBER OF ROWS
5 = 5 ROW

BODY LENGTH
1 = 12.00
2 = 24.00
3 = 48.00
4 = 96.00

MATING CONTACT
T = TWISTED FEMALE

LF = LEAD FREE Sn PLATING ON TAILS

PERFORMANCE LEVEL
SEE TABLE 2

INSULATING MATERIAL
H = HIGH TEMPERATURE MATERIAL

VARIATIONS
000 = STANDARD

BOARD ATTACHMENT
R = STANDARD STRAIGHT

PCB TERMINATION TYPE
R = SOLDER TAIL, DIM D = 3.30±0.30
S = SOLDER TAIL, DIM D = 4.10±0.30

TABLE 2

CODE	CONTACT AREA	PERFORMANCE LEVEL
6	0.75um Au min over 1.3um Ni min or 0.68um PdNi min +0.08um Au min over 1.3um Ni min	TELCORDIA CO

mat'l. code				tolerances unless otherwise specified		CUSTOMER COPY	FCI www.fciconnect.com
ltr	ecn no	dr	date	linear	NONE ±3[±.1]	projection	title T SERIES STRAIGHT RECEPT ASSY 5 ROW, STB
H					.X ±.5[±.02]		
					.XX ±.13[±.005]		
				angles	0° ±1°		
				dr	V.SEBASTIAN 07/14/05	MM	product family METRAL
				engr	J.VOLSTROF 07/14/05		size A dwg no SE96872
				chr	J.VOLSTROF 07/14/05	scale 10:1	code 213
				appd	J.VOLSTROF 07/14/05		sheet 2 of 2
sheet index	revision sheet						

cage code 22526

All rights strictly reserved. Reproduction or issue to third parties in any form whatever is not permitted without written authority from the proprietor. Property of FCI. Copyright FCI.

Downloaded from Arrow.com.