







VLS252010ET-1R0N



Applications	 Commercial Grade
Feature	 Wire Wound
	 Magnetic Shield
	 Ferrite Core
Series   Type	VLS-E
Status	 Production (Not Recommended for New Design)
	Recommended Alternate Part No. : <a href="#">VLS252010CX-1R0M-1</a> (Interchangeability is not guaranteed.)
Brand	TDK



Size	
Length(L)	2.50mm ±0.10mm
Width(W)	2.00mm ±0.10mm
Thickness   Height	1.00mm Max.
Recommended Land Pattern (A)	0.85mm Nom.
Recommended Land Pattern (B)	0.80mm Nom.
Recommended Land Pattern (C)	2.00mm Nom.

Electrical Characteristics	
Inductance	1μH ±30% at 1MHz
Rated Current (L Change) [Typ.]	1.9A (30% Down)
Rated Current (L Change) [Max.]	1.75A (30% Down)
Rated Current (Temperature Rise) [Typ.]	1.9A (40°C Rise)
Rated Current (Temperature Rise) [Max.]	
DC Resistance [Typ.]	70mΩ
DC Resistance [Max.]	84mΩ
Rated Voltage [Max.]	
Self Resonant Frequency [Min.]	
Self Resonant Frequency [Typ.]	
Q [Min.]	
Q [Typ.]	

Other	
Operating Temp. Range	-40 to 105°C (Including Self-Temp. Rise)
Soldering Method	Reflow
AEC-Q200	NO
Packing	Embossed (Plastic)Taping [180mm Reel]

! Images are for reference only and show exemplary products.  
! This PDF document was created based on the data listed on the TDK Corporation website.  
! All specifications are subject to change without notice.

VLS252010ET-1R0N

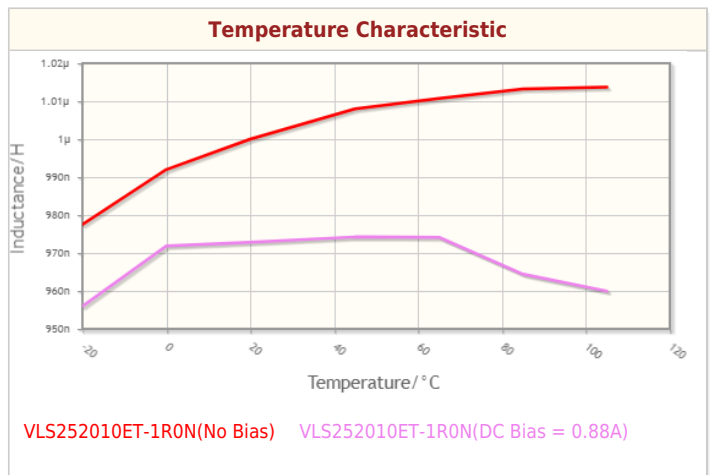
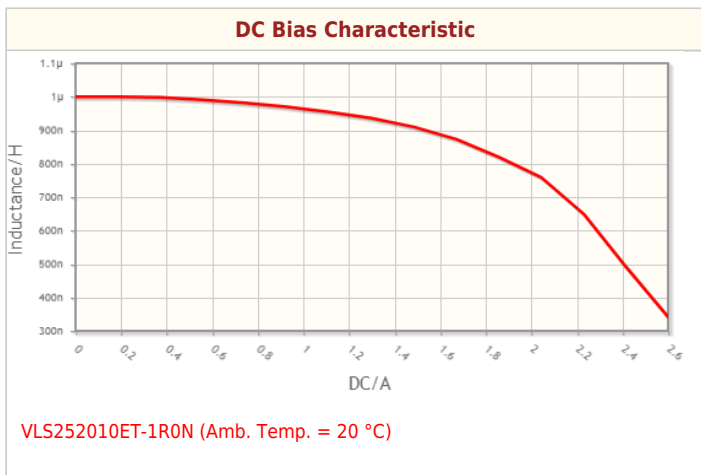
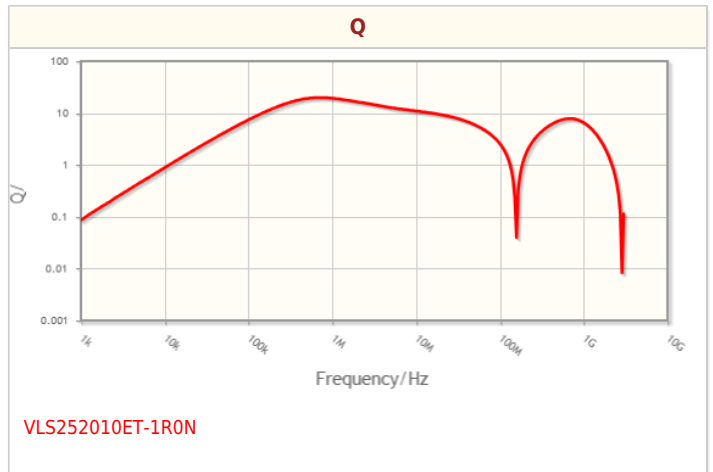
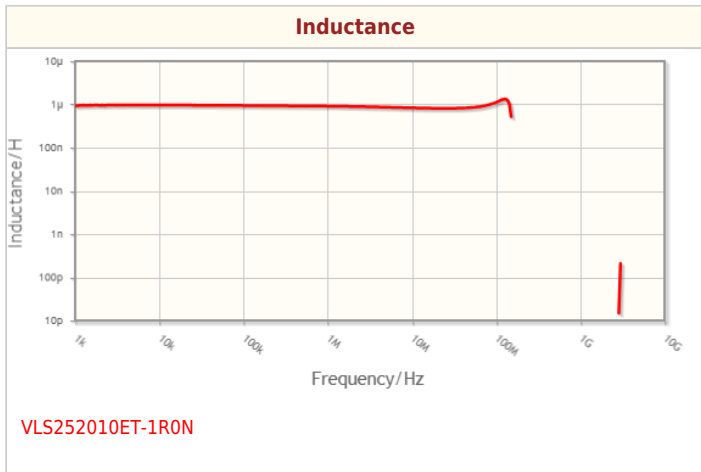
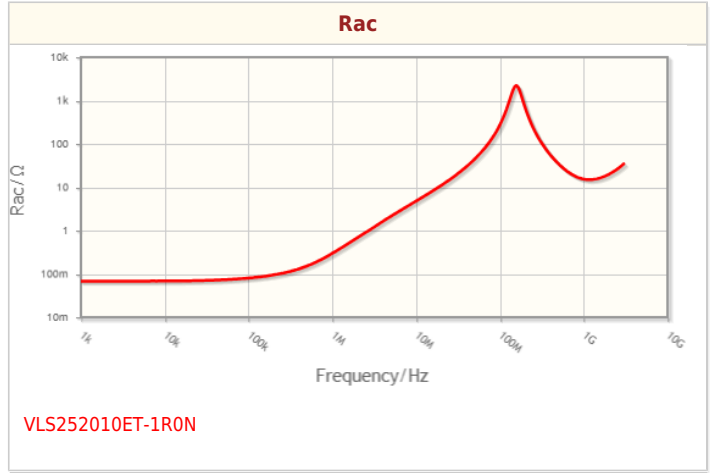
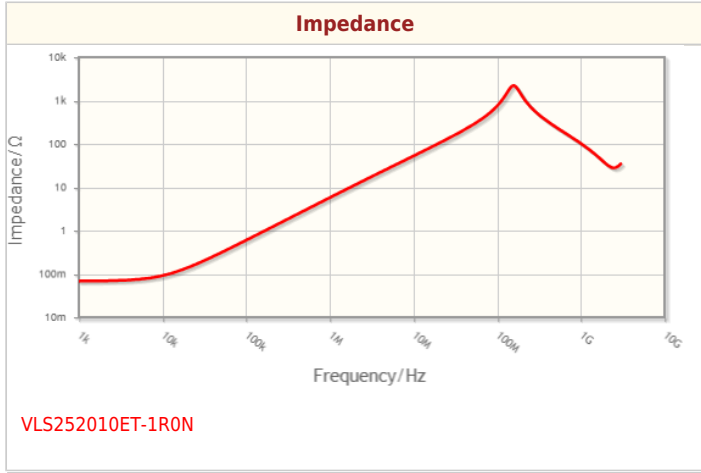


Package Quantity	2000pcs
Weight	0.017g

VLS252010ET-1R0N



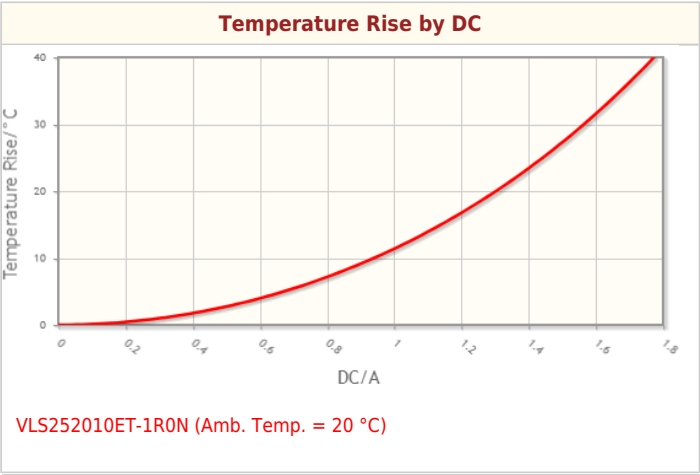
Characteristic Graphs(This is reference data, and does not guarantee the products characteristics.)



VLS252010ET-1R0N



Characteristic Graphs(This is reference data, and does not guarantee the products characteristics.)





# Associated Images

