DO NOT SCALE PRINT | A3 FORMAT

Honeywell

LIMIT SWITCH

CHART NUMBER
MTG-GX-307

* KEMA APPROVED PART *
NO CHANGE TO DRAWING
WITHOUT THE JOINT AGREEMENT OF
APPROVALS/DESIGN/MARKETING

MTG-GX-307 | REPLACES | PR*788 | CHART NUMBER | 3 | ISSUE | RELEASE No.

REVISIONS
3 CO*1792
IW 01/01

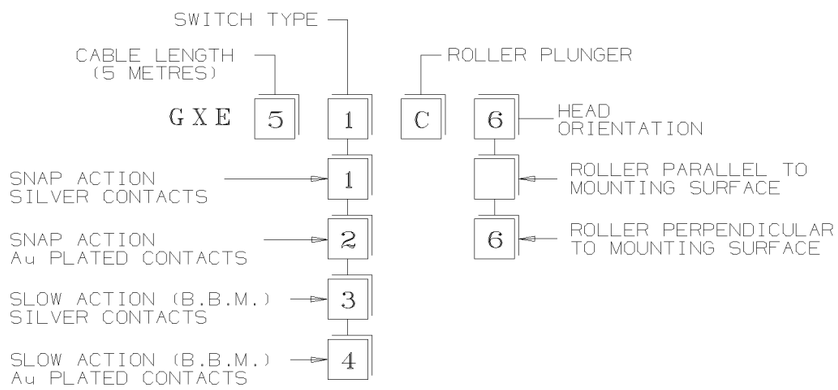

HEAD ORIENTATION

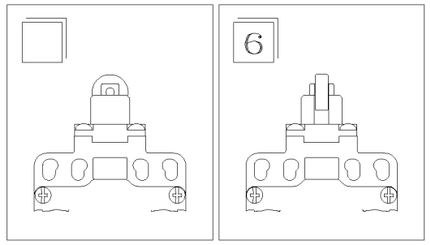

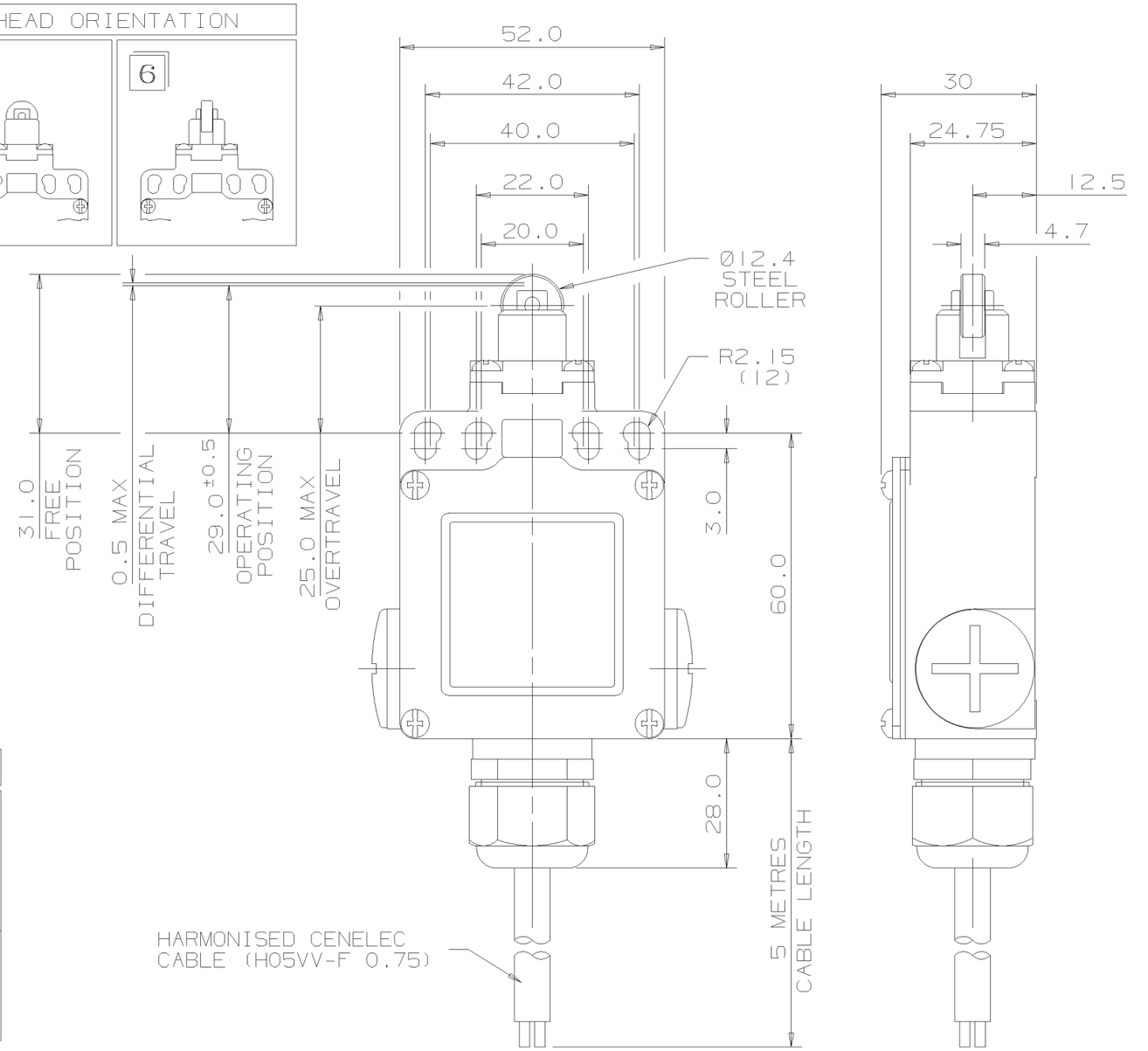

NOTES:-

1. BLUE EPOXY PAINT FINISHED ZINC DIE-CAST BODY AND STEEL COVER. BLACK EPOXY PAINT FINISHED ZINC DIE-CAST HEAD.
2. APPROVED BY KEMA TO II 2 G EExd IIC T6.
3. KEMA CERTIFICATION REFERENCE:- KEMA 00 ATEX 2103 X.
4. MOUNTING TO EN50047.
5. STANDARD LISTINGS CAN HAVE SUFFIX 'RS' OR 'FE'.

ENVIRONMENTAL

IP66/67

TEMP RANGE OPERATING AND STORAGE : -20°C TO 75°C
-4°F TO 167°F

SHOCK : 50G PER IEC 68-2-27
VIBRATION : 10G PER IEC 68-2-6

CIRCUIT DIAGRAM

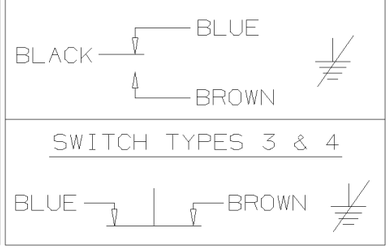

ELECTRICAL RATING

SILVER CONTACTS	GOLD CONTACTS
AC-15 4A 250V	
AC-15 2A 400V	
DC-13 0.15A 250V	

CHARACTERISTICS

OPERATING FORCE 16 N / 3.6 lbf MAX

RELEASE FORCE 4.4 N / 450 G MIN

APPROVALS

CE 0527

Ex EN50014 EN50018

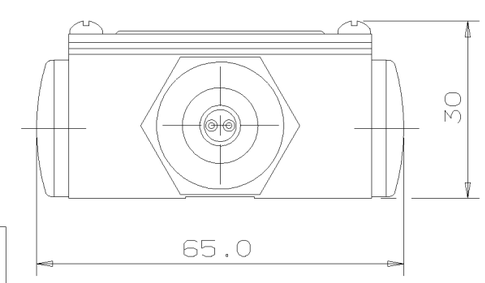

DRAWN	I. WEIR	8/00
CHECK		
DESIGN		
AUTHOR'N		

THE COPYRIGHT OF THIS DRAWING IS THE PROPERTY OF HONEYWELL LTD. THE DRAWING IS SUPPLIED IN CONFIDENCE AND MUST NOT BE USED FOR ANY PURPOSE OTHER THAN THAT FOR WHICH IT IS SUPPLIED.

THIRD ANGLE PROJECTION | SCALE 1/1 | DIMENSIONS ARE IN MM | MODIFY ON CAD SYSTEM ONLY

Downloaded from Arrow.com.