Multilayer Ceramic Chip Capacitors

C2012C0G1E333J125AA

Product Status	Production (NRND)
	Recommended Alternate Part No. : C2012C0G1H333J125AA (Interchangeability is not guaranteed.)
TDK Item Description	C2012C0G1E333J****
Applications	Commercial Grade
Feature	General — General (Up to 75V)
Series	C2012 [EIA 0805]
Brand	TDK
Environmental Compliance	RoHS, REACH, Halogen Free, Lead Free

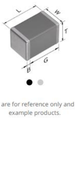

Images are for reference only and show example products.

Catalog (Update)
Distributor Stock Info
Save Page as PDF
Distributor List
Contact Us

Tech Info

Collapse all | Expand all

DOCUMENTS
- Specification
- RoHS Certificate
- SVHC / REACH Certificate
- Characterization Sheet
- Sample Kits

TECHNICAL SUPPORT TOOLS
- S-parameter
- SPICE Netlist (Simple)
- SPICE Netlist (Precision)
- Equivalent Circuit Model

3RD PARTY ECAD MODELS
- SnapMagic (Select Footprint, 3D model)

Size

Length(L)	2.00mm ±0.20mm
Width(W)	1.25mm ±0.20mm
Thickness(T)	1.25mm ±0.20mm
Terminal Width(B)	0.20mm Min.
Terminal Spacing(G)	0.50mm Min.
Recommended Land Pattern (PA)	1.00mm to 1.30mm(Flow Soldering) 0.90mm to 1.20mm(Reflow Soldering)
Recommended Land Pattern (PB)	1.00mm to 1.20mm(Flow Soldering) 0.70mm to 0.90mm(Reflow Soldering)
Recommended Land Pattern (PC)	0.80mm to 1.10mm(Flow Soldering) 0.90mm to 1.20mm(Reflow Soldering)

Electrical Characteristics

Capacitance	33nF ±5%
Rated Voltage	25VDC
Temperature Characteristic	C0G(0±30ppm/°C)
Q (Min.)	1000
Insulation Resistance (Min.)	10000MΩ
Allowable Voltage	
Allowable Current	

Other

Operating Temp. Range	-55 to 125°C
Soldering Method	Wave (Flow) Reflow
AEC-Q200	NO
Packing	Embossed (Plastic)Taping [180mm Reel]
Package Quantity	2000pcs

Characteristic Graph (This is reference data, and does not guarantee the products characteristics.)

Impedance

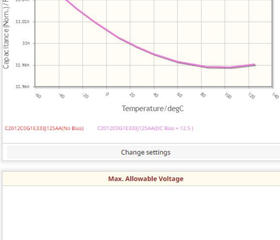

Change settings

ESR

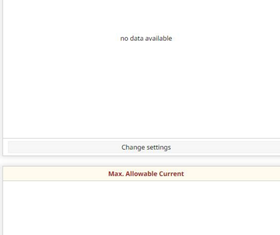

Change settings

Capacitance

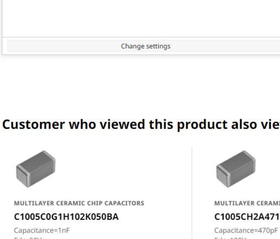

Change settings

DC Bias Characteristic

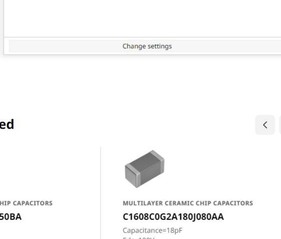

Change settings

Temperature Characteristic

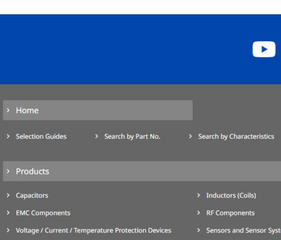

Change settings

Ripple Temperature Rising

no data available

Change settings

Max. Allowable Voltage

no data available

Change settings

Max. Allowable Current

no data available

Change settings

Customer who viewed this product also viewed

MULTILAYER CERAMIC CHIP CAPACITORS
C1005C0G1H102K050BA
Capacitance=1nF
Edc=50V
T.C.=C0G
LxWxT:1x0.5x0.5mm
General

MULTILAYER CERAMIC CHIP CAPACITORS
C1005CH2A471K050BA
Capacitance=470pF
Edc=100V
T.C.=CH
LxWxT:1x0.5x0.5mm
Mid Volt. (100 to 630V)

MULTILAYER CERAMIC CHIP CAPACITORS
C1608C0G2A180J080AA
Capacitance=18pF
Edc=100V
T.C.=C0G
LxWxT:1.6x0.8x0.8mm
Mid Volt. (100 to 630V)

Copyright(c) 2025 TDK Corporation. All rights reserved.
TDK logo is a trademark or registered trademark of TDK Corporation.