

Vectron International**Filter specification****TFS82F****1/5****Measurement condition**

Ambient temperature T_A :	23	°C
Input power level:	0	dBm
Terminating impedance: *		
Input:	920 Ω	-2.2 pF
Output:	920 Ω	-2.2 pF

Characteristics

Remark:

The reference level for the relative attenuation a_{rel} of the TFS82F is the minimum of the pass band attenuation. This value is defined as the insertion loss a_e . The nominal frequency f_N is fixed at 82.2 MHz without any tolerance. The values of relative attenuation a_{rel} are guaranteed over the whole operating temperature range. The frequency shift of the filter within the operating temperature range is included in the production tolerance scheme.

D a t a		typ. value	tolerance / limit
Insertion loss (reference level)	a_e	2.4	max. 4 dB
Nominal frequency	f_N	-	82.2 MHz
Passband	PB	-	$f_N \pm 15.0$ kHz
Passband ripple	p-p	0.05	max. 1 dB
3 dB bandwidth	BW_3	55	min. 30 kHz
Relative attenuation	a_{rel}		
	$f_N \pm 15$ kHz	0.6	max. 3 dB
	$f_N \pm 60$ kHz	23	min. 10 dB
$f_N - 880$ kHz ... $f_N - 940$ kHz		70	min. 65 dB
Group delay variation within $f_N \pm 10$ kHz	p-p	2.7	max. 6 μ s
Input power level		-	max. 10 dBm
Permissible DC voltage		-	max. 30 V
Operating temperature range	OTR	-	-20 °C ... +70 °C
Storage temperature range		-	-55 °C ... +125 °C
Frequency inversion temperature	T_0	26 °C	
Temperature coefficient of frequency	TC_f **)	-0.038 ppm/K ²	-

*) The terminating impedances depend on parasitics and q-values of matching elements and the board used, and are to be understood as reference values only. Should there be additional questions do not hesitate to ask for an application note or contact our design team.

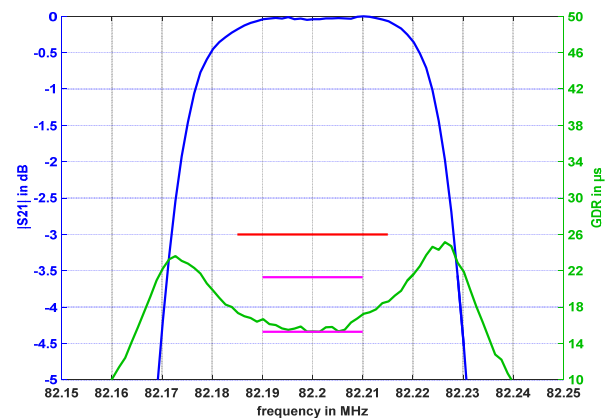
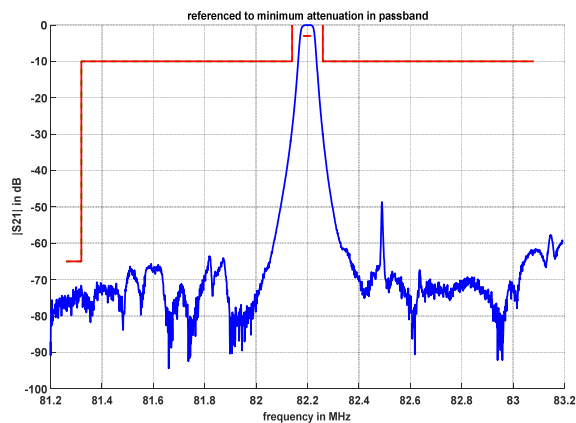
**) $\Delta f = TC_f (T - T_0)^2 f_N$

Generated:**Checked / Approved:**

Vectron International GmbH
Potsdamer Straße 18
D 14 513 TELTOW / Germany
Tel: (+49) 3328 4784-0 / Fax: (+49) 3328 4784-30
E-Mail: tft@vectron.com

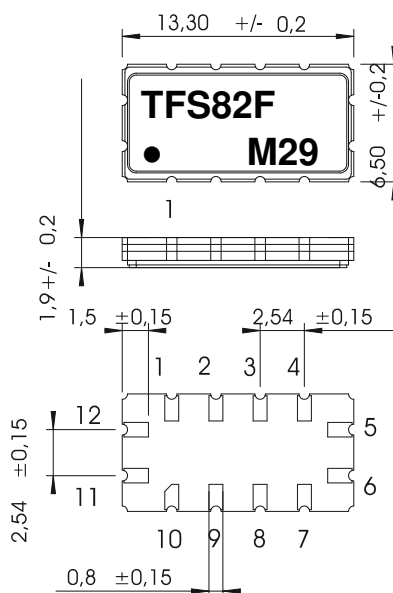
Vectron International GmbH reserves the right to make changes to the product(s) and/or information contained herein without notice. No liability is assumed as a result of their use or application. No rights under any patent accompany the sale of any such product(s) or information.

Filter characteristic



Construction and pin connection

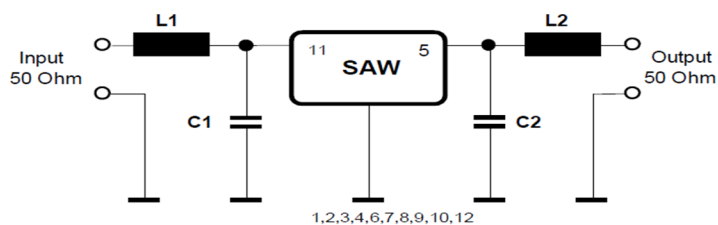
(All dimensions in mm)



1	Ground
2	Ground
3	Ground
4	Ground
5	Output
6	Ground
7	Ground
8	Ground
9	Ground
10	Ground
11	Input
12	Ground

Date code: Year + week
M 2020
N 2021
P 2022
...

50 Ω Test circuit



Vectron International GmbH
Potsdamer Straße 18
D 14 513 TELTOW / Germany
Tel: (+49) 3328 4784-0 / Fax: (+49) 3328 4784-30
E-Mail: tft@vectron.com

Vectron International GmbH reserves the right to make changes to the product(s) and/or information contained herein without notice. No liability is assumed as a result of their use or application. No rights under any patent accompany the sale of any such product(s) or information.

Stability characteristics, reliability

After the following tests the filter shall meet the whole specification:

1. Shock: 500 g, 1 ms, half sine wave, 3 shocks each plane;
DIN IEC 60068 T2 - 27
2. Vibration: 10 Hz to 2000 Hz, 0.35 mm or 5 g respectively, 1 octave per min, 10 cycles per plane, 3 planes; DIN IEC 60068 T2 - 6
3. Change of temperature: -55 °C to 125 °C / 15 min. each / 100 cycles
DIN IEC 60068 part 2 – 14 Test N
4. Resistance to solder heat (reflow): reflow possible: three times max.;
for temperature conditions refer to the attached "Air reflow temperature conditions" on page 4;
5. SAW devices are Electrostatic Discharge (ESD) sensitive devices.

This filter is RoHS compliant (2011/65/EU+2015/863/EU)

Packing

Tape & Reel: IEC 286 – 3, with exception of value for N and minimum bending radius;
tape type II, embossed carrier tape with top cover tape on the upper side;

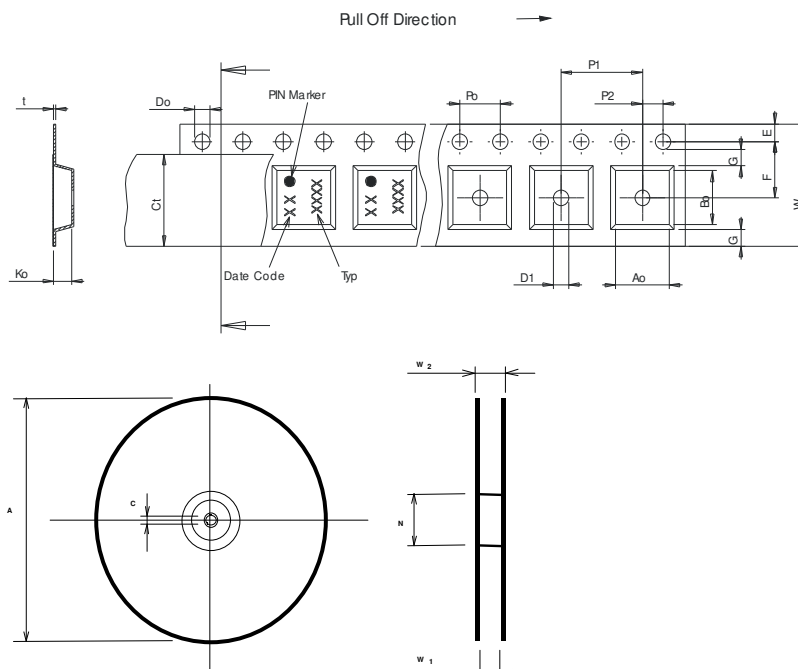
reel of empty components at start:	min. 300 mm
reel of empty components at start including leader:	min. 500 mm
trailer:	min. 300 mm

Tape (all dimensions in mm)

W	: 24.00 +0.30/-0.10
Po	: 4.00 ±0.1
Do	: 1.50 +0.1/0
E	: 1.75 ±0.10
F	: 11.50 ±0.10
G(min)	: 0.60
P2	: 2.00 ±0.1
P1	: 12.00 ±0.1
D1(min)	: 1.50
Ao	: 7.00 ±0.10
Bo	: 13.80 ±0.10
Ct	: 21.00 ±0.1
Ko	: 2.10 ±0.10
t	: 0.30 ±0.05

Reel (all dimensions in mm)

A	: 330 or 180
W1	: 24.4 +2/-0
W2(max)	: 30.40
N(min)	: 60.00
C	: 13.0 +0.5/-0.2



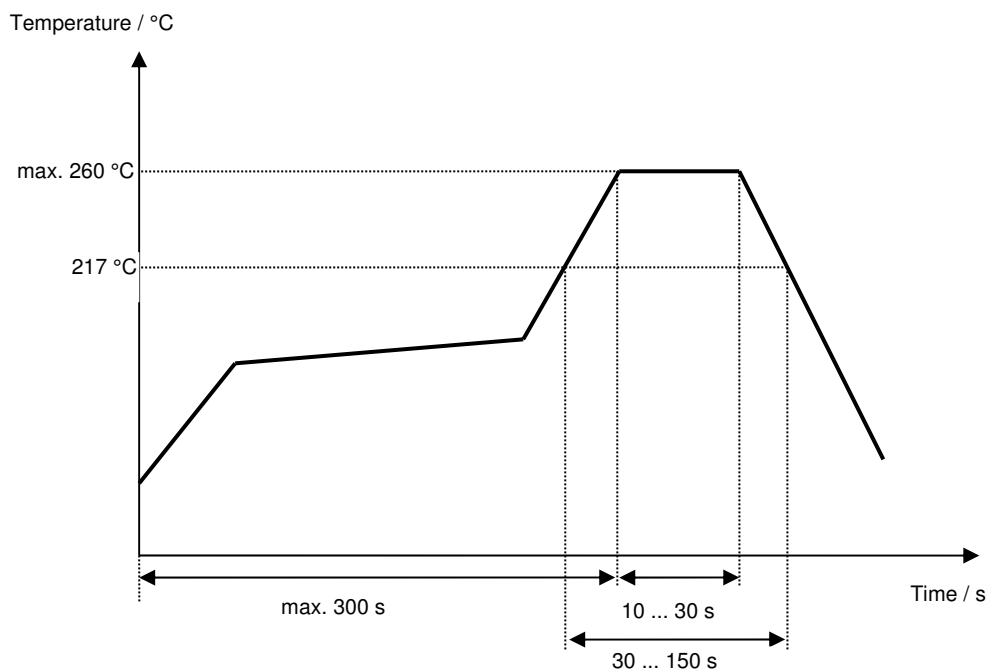
The minimum bending radius is 45 mm.

Vectron International GmbH
Potsdamer Straße 18
D 14 513 TELTOW / Germany
Tel: (+49) 3328 4784-0 / Fax: (+49) 3328 4784-30
E-Mail: tft@vectron.com

Vectron International GmbH reserves the right to make changes to the product(s) and/or information contained herein without notice. No liability is assumed as a result of their use or application. No rights under any patent accompany the sale of any such product(s) or information.

Air reflow temperature conditions

Conditions	Exposure
Average ramp-up rate (30 °C to 217 °C)	less than 3 °C / second
> 100 °C	between 300 and 600 seconds
> 150 °C	between 240 and 500 seconds
> 217 °C	between 30 and 150 seconds
Peak temperature	max. 260 °C
Time within 5 °C of actual peak temperature	between 10 and 30 seconds
Cool-down rate (Peak to 50 °C)	less than 6 °C / second
Time from 30 °C to Peak temperature	no greater than 300 seconds

Chip-mount air reflow profile

Vectron International GmbH
Potsdamer Straße 18
D 14 513 TELTOW / Germany
Tel: (+49) 3328 4784-0 / Fax: (+49) 3328 4784-30
E-Mail: tft@vectron.com

Vectron International GmbH reserves the right to make changes to the product(s) and/or information contained herein without notice. No liability is assumed as a result of their use or application. No rights under any patent accompany the sale of any such product(s) or information.

Vectron International**Filter specification****TFS82F****5/5****History**

Version	Reason of Changes	Name	Date
1.0	- Generation of development specification	P. Jaster	04.02.2020
1.1	- Generation of filter specification	Bonnen	15.07.2020
1.2	- Corrected typos	Bonnen	16.07.2020

Vectron International GmbH
Potsdamer Straße 18
D 14 513 TELTOW / Germany
Tel: (+49) 3328 4784-0 / Fax: (+49) 3328 4784-30
E-Mail: tft@vectron.com

Vectron International GmbH reserves the right to make changes to the product(s) and/or information contained herein without notice. No liability is assumed as a result of their use or application. No rights under any patent accompany the sale of any such product(s) or information.