

SERIES 804 QDC PUSH-PULL

Mighty Mouse Connectors and Cables



Receptacles with Crimp Contacts, Integral Shield Termination Platform or Accessory Threads



Series 804 Panel Mount and Inline Receptacles

Feature integral band platform or accessory thread. Choose band platform for direct attachment of cable shield and boot, or overmold directly onto the band platform. Select accessory thread for attachment of backshells. Three shell styles including front or rear panel mount jam-nut and in-line cable receptacles. Fluorosilicone interfacial seal, O-ring and grommet provide IP67 sealing mated. Gold-plated spring provides secure mechanical retention and low shell-to-shell resistance for excellent EMI shielding. Crimp removable contacts are copper alloy and gold plated.

How To Order										
Sample Part Number	804-003 -01 M 7-10 P									
Series (See Table I)	804-003 = Receptacle with Banding Platform 804-004 = Receptacle with Accessory Thread									
Shell Style (See Table II)	-00 = Front Panel Mount Jam-Nut -01 = In-Line -07 = Rear Panel Mount Jam-Nut									
Shell Material and Finish	C = Aluminum / Black Anodize (Non-Conductive) M = Aluminum / Electroless Nickel MT = Aluminum / Nickel-PTFE NF = Aluminum / Cadmium with Olive Drab Chromate ZNU = Aluminum / Zinc-Nickel with Black Chromate Z1 = Stainless Steel / Passivated									
Shell Size - Insert Arrangement	See Contact Arrangements Page H-6									
Contact Type	<table border="0"> <tr> <td>Connector supplied without contacts</td> <td>Connector supplied with contacts</td> <td>Connector Supplied with 30 AWG Crimp Barrel</td> </tr> <tr> <td>A = Pin, Crimp</td> <td>P = Pin Connector</td> <td>G = Pin, Crimp</td> </tr> <tr> <td>B = Socket, Crimp</td> <td>S = Socket Connector</td> <td>H = Socket, Crimp</td> </tr> </table> <p>Connectors with contacts are supplied with crimp contacts. Contacts not installed. For Coax contacts, order contacts separately and order connector without contacts.</p>	Connector supplied without contacts	Connector supplied with contacts	Connector Supplied with 30 AWG Crimp Barrel	A = Pin, Crimp	P = Pin Connector	G = Pin, Crimp	B = Socket, Crimp	S = Socket Connector	H = Socket, Crimp
Connector supplied without contacts	Connector supplied with contacts	Connector Supplied with 30 AWG Crimp Barrel								
A = Pin, Crimp	P = Pin Connector	G = Pin, Crimp								
B = Socket, Crimp	S = Socket Connector	H = Socket, Crimp								
Polarization (See Table III)	Omit = Single Master Key A = Normal B = Pos. B C = Pos. C D = Pos. D E = Pos. E F = Pos. F									


Table I: Series	
804-003 Receptacle with Banding Platform	804-004 Receptacle with Accessory Thread

Table II: Shell Style		
-00 Jam-Nut for Front Panel Mounting	-01 In-Line for Free-Hanging Cable	-07 Jam-Nut for Rear Panel Mounting

Table III: Keyway Positions		
	A°	B°
Pos.	A°	B°
A	150°	210°
B	75°	210°
C	95°	230°
D	140°	275°
E	75°	275°
F	95°	210°

NOTES

1. Contacts are crimp type, and used in a rear release retention system
2. Receptacle connector mates with all push/pull high density plug connectors with same polarization and opposite contact gender
3. Grommet protrudes for power/combo arrangements
4. See page H-9 for recommended panel cut-outs

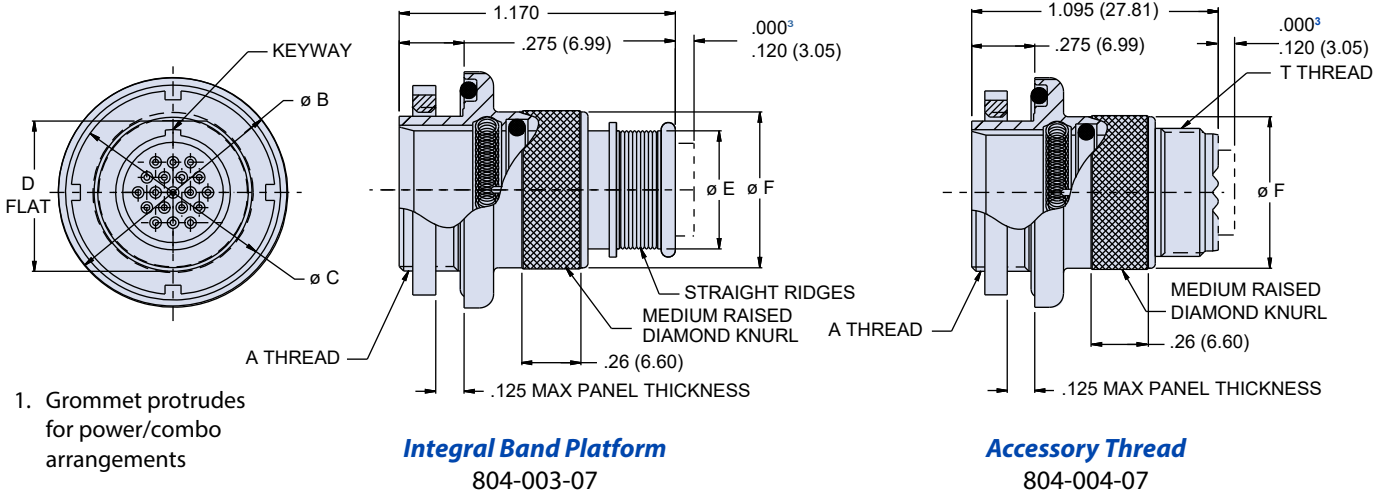


SERIES 804 QDC PUSH-PULL
Mighty Mouse Connectors and Cables



RPM Jam-Nut with Crimp Contacts, Integral Shield Termination Platform or Accessory Threads

JAM-NUT, REAR PANEL MOUNT RECEPTACLE - SHELL STYLE 07




Dimensions							
Shell Size	A Thread	Ø B	Ø C	D Flat	Ø E	Ø F	T Threads
5	.4375-32 UN-2A	.760 (19.30)	.562 (14.27)	.415 (10.54)	.246 (6.25)	.450 (11.43)	.2500-32 UNEF-2A
6	.5000-32 UN-2A	.825 (20.96)	.625 (15.88)	.467 (11.86)	.286 (7.26)	.480 (12.19)	.3125-32 UNEF-2A
7	.6250-28 UN-2A	.900 (22.86)	.750 (19.05)	.594 (15.09)	.390 (9.91)	.580 (14.73)	.4375-28 UNEF-2A
8	.6250-28 UN-2A	.945 (24.00)	.750 (19.05)	.594 (15.09)	.442 (11.23)	.603 (15.32)	.5000-28 UNEF-2A
9	.6875-28 UN-2A	1.000 (25.40)	.812 (20.62)	.655 (16.64)	.500 (12.70)	.690 (17.53)	.5625-24 UNEF-2A
10	.7500-28 UN-2A	1.075 (27.30)	.875 (22.23)	.721 (18.31)	.564 (14.33)	.735 (18.67)	.6250-24 UNEF-2A
11	.8125-28 UN-2A	1.135 (28.83)	.938 (23.83)	.790 (20.02)	.608 (15.44)	.810 (20.57)	.6875-24 UNEF-2A
12	.8750-28 UN-2A	1.190 (30.23)	1.000 (25.40)	.843 (21.41)	.650 (16.51)	.880 (22.35)	.6875-24 UNEF-2A
14	1.0000-28 UN-2A	1.312 (33.65)	1.125 (28.58)	.968 (24.59)	.805 (20.45)	.973 (24.71)	.9375-20 UNEF-2A

Material and Finish

- Shell, jam-nut: aluminum alloy or CRES / see how to order table
- Insulator: high grade rigid dielectric
- Interfacial seal, O-ring, grommet: fluorosilicone / N.A.
- Contact: copper alloy / gold plate per ASTM B 488, Type II, Code C, Class 1.25, over suitable underplate
- Spring: CRES / gold plated

SERIES 804 QDC PUSH-PULL



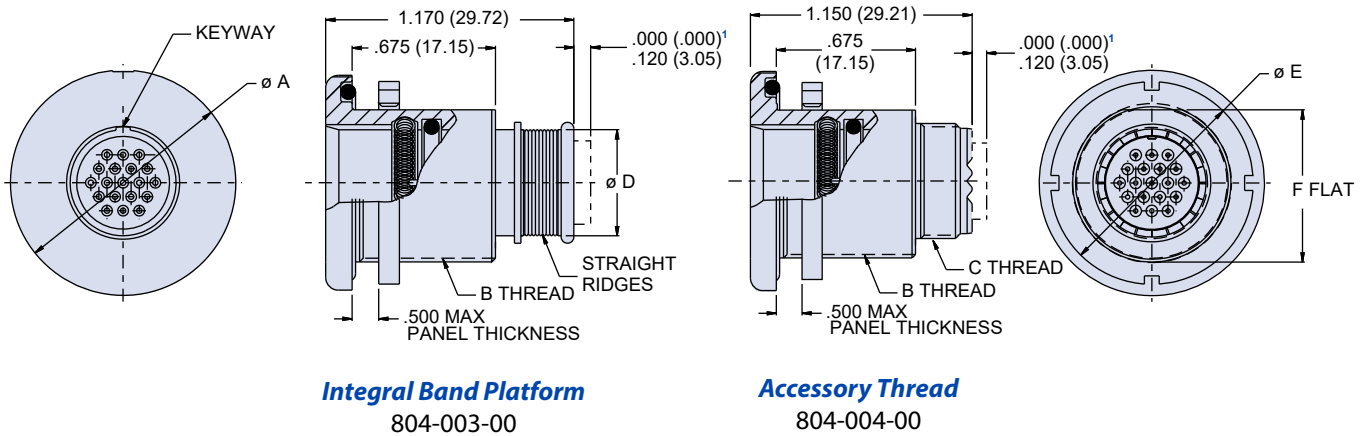
SERIES 804 QDC PUSH-PULL

Mighty Mouse Connectors and Cables



FPM Jam-Nut with Crimp Contacts, Integral Shield Termination Platform or Accessory Threads

JAM-NUT, FRONT PANEL MOUNT RECEPTACLE - SHELL STYLE 00




Dimensions						
Shell Size	Ø A	B Threads	C Threads	Ø D	Ø E	F Flat
5	.830 (21.08)	.5000-32 UN-2A	.2500-32 UNEF-2A	.246 (6.25)	.625 (15.88)	.470 (11.94)
6	.885 (22.48)	.5625-32 UN-2A	.3125-32 UNEF-2A	.286 (7.26)	.688 (17.48)	.530 (13.46)
7	.995 (25.27)	.6875-28 UN-2A	.4375-28 UNEF-2A	.390 (9.91)	.812 (20.62)	.663 (16.84)
8	.995 (25.27)	.6875-28 UN-2A	.5000-28 UNEF-2A	.442 (11.23)	.812 (20.62)	.663 (16.84)
9	1.065 (27.05)	.7500-28 UN-2A	.5625-24 UNEF-2A	.500 (12.70)	.875 (22.23)	.715 (18.16)
10	1.140 (28.96)	.8125-28 UN-2A	.6250-24 UNEF-2A	.564 (14.33)	.938 (23.83)	.790 (20.07)
11	1.190 (30.23)	.8750-28 UN-2A	.6875-24 UNEF-2A	.608 (15.44)	1.000 (25.40)	.843 (21.41)
12	1.340 (34.04)	1.0000-28 UN-2A	.6875-24 UNEF-2A	.650 (16.51)	1.125 (28.58)	.972 (24.69)
14	1.390 (35.31)	1.0620-20 UN-2A	.9375-20 UNEF-2A	.805 (20.45)	1.162 (29.51)	1.022 (25.96)

Material and Finish

- Shell: aluminum alloy or CRES / see how to order table
- Insulator: high grade rigid dielectric
- Interfacial seal, O-ring, grommet: fluorosilicone / N.A.
- Contact: copper alloy / gold plate per ASTM B 488, Type II, Code C, Class 1.25, over suitable underplate
- Spring: CRES / gold plated

SERIES 804 QDC PUSH-PULL



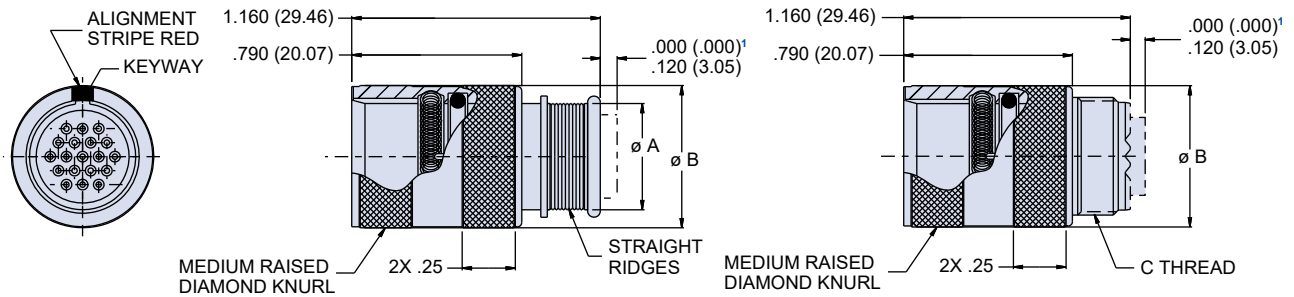
SERIES 804 QDC PUSH-PULL

Mighty Mouse Connectors and Cables



Cable Receptacles with Crimp Contacts, Integral Shield Termination Platform or Accessory Threads

CABLE RECEPTACLE - SHELL STYLE 01



Integral Band Platform
804-003-01

Accessory Thread
804-004-01

Dimensions			
Shell Size	Ø A	Ø B	C Threads
5	.246 (6.25)	.450 (11.43)	.2500-32 UNEF-2A
6	.286 (7.26)	.480 (12.19)	.3125-32 UNEF-2A
7	.390 (9.91)	.580 (14.73)	.4375-28 UNEF-2A
8	.442 (11.23)	.603 (15.32)	.5000-28 UNEF-2A
9	.500 (12.70)	.690 (17.53)	.5625-24 UNEF-2A
10	.564 (14.33)	.735 (18.67)	.6250-24 UNEF-2A
11	.608 (15.44)	.810 (20.57)	.6875-24 UNEF-2A
12	.650 (16.51)	.880 (22.35)	.6875-24 UNEF-2A
14	.805 (20.45)	.973 (24.71)	.9375-20 UNEF-2A

Material and Finish

- Shell: aluminum alloy or CRES/ see how to order table
- Insulator: high grade rigid dielectric
- Interfacial seal, O-ring, grommet: fluorosilicone /N.A.
- Contact: copper alloy /gold plate per ASTM B 488, Type II, Code C, Class 1.25, over suitable underplate
- Spring: CRES /gold plated

SERIES 804 QDC PUSH-PULL